



DINAS PERTANIAN
KOTA SEMARANG

▶ Dispartan Smg @dispartan_smg 🐦 dispartan_smg 📘 Dispartan Semarang

PERTANIAN DALAM ANGKA 2021



Jl. Mulawarman Raya, No. 1C, Banyumanik, Kota Semarang, Jawa Tengah

KATA PENGANTAR

Puji syukur kami sampaikan kepada Allah SWT karena dengan rahmat dan karunia-Nya Buku Pertanian Dalam Angka Dinas Pertanian Kota Semarang ini telah dapat disusun sebagai salah satu upaya Dinas Pertanian Kota Semarang memenuhi kebutuhan informasi yang lengkap dan akurat serta menyeluruh tentang hasil pelaksanaan pembangunan pertanian di Kota Semarang.

Buku ini secara garis besar berisi data-data produksi tahun 2021 serta sarana dan prasarana pertanian, yang meliputi sub sektor pertanian tanaman pangan, hortikultura, peternakan, perkebunan, sarana prasarana, penyuluhan dan UPTD Kebun Dinas. Di masa mendatang data-data pertanian ini akan menjadi sumber informasi bagi penentu kebijakan dan perencana pembangunan pertanian di Kota Semarang, baik untuk jangka pendek, jangka menengah maupun jangka panjang.

Kami sadari bahwa Buku Pertanian Dalam Angka Dinas Pertanian Kota Semarang ini masih diperlukan penyempurnaan, oleh sebab itu kritik dan saran perbaikan serta kelengkapan laporan hasil produksi di tahun yang akan datang sangat kami harapkan.

Akhirnya kami sampaikan terima kasih kepada semua pihak yang telah berpartisipasi hingga tersusunnya Buku Pertanian Dalam Angka Dinas Pertanian Kota Semarang. Semoga buku ini dapat bermanfaat dan tepat sasaran terutama bagi pihak-pihak yang membutuhkan, baik bagi penentu kebijakan maupun masyarakat luas, terutama yang berusaha di sektor pertanian.

Semarang,

2022

**Kepala Dinas Pertanian
Kota Semarang**



Drs. Hernowo Budi Luhur, SH, M.Si

DAFTAR ISI

| | |
|--|-----|
| KATA PENGANTAR | ii |
| DAFTAR ISI | iii |
| DAFTAR TABEL | iv |
| BAB 1. GEOGRAFI DAN IKLIM | 1 |
| A. Keadaan Umum | 2 |
| BAB 2. KEPENDUDUKAN DAN KETENAGAKERJAAN | 3 |
| A. Penduduk | 4 |
| B. Ketenagakerjaan | 5 |
| BAB 3. PENGGUNAAN LAHAN | 7 |
| BAB 4. SUB SEKTOR TANAMAN PANGAN | 33 |
| BAB 5. SUB SEKTOR HORTIKULTURA | 54 |
| BAB 6. SUB SEKTOR PERKEBUNAN | 209 |
| BAB 7. SUB SEKTOR SARANA DAN PRASARANA | 235 |
| BAB 8. SUB SEKTOR PETERNAKAN DAN KESEHATAN HEWAN | 266 |
| BAB 9. SUB SEKTOR PENYULUHAN | 317 |
| BAB 10. UPTD KEBUN DINAS | 361 |

DAFTAR TABEL

| | |
|--|----|
| Tabel 1. Penduduk Kota Semarang | 4 |
| Tabel 2. Jumlah Penduduk Berdasarkan Mata Pencaharian..... | 5 |
| Tabel 3. Penggunaan Lahan Menurut Kecamatan di Kota Semarang Tahun 2018 – 2021 | 8 |
| Tabel 4. Perkembangan Luas Sawah di Kota Semarang Tahun 2007 – 2021 | 19 |
| Tabel 5. Rincian Penggunaan Lahan Sawah di Kota Semarang Tahun 2021 | 20 |
| Tabel 6. Penggunaan Lahan Sawah Irigasi Menurut Kecamatan di Kota Semarang Tahun 2018 – 2021..... | 21 |
| Tabel 7. Penggunaan Lahan Sawah Irigasi Yang Ditanami Padi 1x Menurut Kecamatan di Kota Semarang Tahun 2018 – 2021 | 22 |
| Tabel 8. Penggunaan Sawah Irigasi Yang Ditanami Padi 2x Menurut Kecamatan di Kota Semarang Tahun 2018 – 2021 | 23 |
| Tabel 9. Penggunaan Sawah Irigasi Yang Ditanami Padi 3x Menurut Kecamatan di Kota Semarang Tahun 2018 – 2021 | 24 |
| Tabel 10. Penggunaan Lahan Sawah Yang Tidak Ditanami Padi Ditanami Tanaman Lainnya Menurut Kecamatan di Kota Semarang Tahun 2018 – 2021 | 25 |
| Tabel 11. Penggunaan Sawah Irigasi Yang Tidak Ditanami Padi Dan Tdak Menurut Kecamatan di Kota Semarang Tahun 2018 – 2021 | 26 |
| Tabel 12. Penggunaan Sawah Tadah Hujan Menurut Kecamatan di Kota Semarang Tahun 2018 – 2021 | 27 |
| Tabel 13. Penggunaan Sawah Tadah Hujan Yang Ditanami Padi 1x Menurut Kecamatan di Kota Semarang Tahun 2018 – 2021 | 28 |
| Tabel 14. Penggunaan Sawah Tadah Hujan Yang Ditanami Padi 2x Menurut Kecamatan di Kota Semarang Tahun 2018 – 2021 | 29 |
| Tabel 15. Penggunaan Sawah Tadah Hujan Yang Ditanami Padi 3x Menurut Kecamatan di Kota Semarang Tahun 2018 – 2021 | 30 |
| Tabel 16. Penggunaan Sawah Tadah Hujan Yang Tidak Ditanami Padi Tapi Ditanami Tanaman Lainnya Menurut Kecamatan di Kota Semarang Tahun 2018 – 2021 | 31 |
| Tabel 17. Penggunaan Sawah Tadah Hujan Yang Tidak Ditanami Padi dan Tidak Ditanami Tanaman Apapun Menurut Kecamatan di Kota Semarang Tahun 2018 – 2021 | 32 |
| Tabel 18. Luas Panen dan Palawija di Kota Semarang Tahun 2018 – 2021 | 34 |
| Tabel 19. Produksi Padi dan Palawija di Kota Semarang Tahun 2018- 2021 | 35 |
| Tabel 20. Luas Panen Padi Sawah Menurut Kecamatan di Kota Semarang Tahun 2018 – 2021 | 36 |
| Tabel 21. Produksi Padi Sawah Menurut Kecamatan di Kota Semarang Tahun 2018 – 2021 | 37 |
| Tabel 22. Luas Panen Padi Ladang Menurut Kecamatan di Kota Semarang Tahun 2018 – 2021 | 38 |

| | |
|--|----|
| Tabel 23. Produksi Ladang Sawah Menurut Kecamatan di Kota Semarang Tahun 2018 – 2021 | 39 |
| Tabel 24. Luas Panen Jagung Menurut Kecamatan di Kota Semarang Tahun 2018 – 2021 | 40 |
| Tabel 25. Produksi Jagung Menurut Kecamatan di Kota Semarang Tahun 2018 – 2021 | 41 |
| Tabel 26. Luas Panen Kacang Tanah Menurut Kecamatan di Kota Semarang Tahun 2018 – 2021 | 42 |
| Tabel 27. Produksi Kacang Tanah Menurut Kecamatan di Kota Semarang Tahun 2018 – 2021 | 43 |
| Tabel 28. Luas Panen Kacang Hijau Menurut Kecamatan di Kota Semarang Tahun 2018 – 2021 | 44 |
| Tabel 29. Produksi Kacang Hijau Menurut Kecamatan di Kota Semarang Tahun 2018 – 2021 | 45 |
| Tabel 30. Luas Panen Ubi Kayu Menurut Kecamatan di Kota Semarang Tahun 2018 – 2021 | 46 |
| Tabel 31. Produksi Ubi Kayu Menurut Kecamatan di Kota Semarang Tahun 2018 – 2021 | 47 |
| Tabel 32. Luas Panen Ubi Jalar Menurut Kecamatan di Kota Semarang Tahun 2018 – 2021 | 48 |
| Tabel 33. Produksi Ubi Jalar Menurut Kecamatan di Kota Semarang Tahun 2018 – 2021 | 49 |
| Tabel 34. Luas Panen Kedelai Menurut Kecamatan di Kota Semarang Tahun 2018 – 2021 | 50 |
| Tabel 35. Produksi Kedelai Menurut Kecamatan di Kota Semarang Tahun 2018 – 2021 | 51 |
| Tabel 36. Data Perbenihan Padi Menurut Kecamatan di Kota Semarang Tahun 2021 | 52 |
| Tabel 37. Data Perbenihan Jagung Menurut Kecamatan di Kota Semarang Tahun 2021 | 53 |
| Tabel 38. Luas Panen Buah-buahan Menurut Komoditas di Kota Semarang Tahun 2018 – 2021 | 55 |
| Tabel 39. Produksi Buah-buahan Menurut Komoditas di Kota Semarang Tahun 2018 – 2021 | 56 |
| Tabel 40. Luas Panen Durian Menurut Kecamatan di Kota Semarang Tahun 2018 – 2021 | 57 |
| Tabel 41. Produksi Durian Menurut Kecamatan di Kota Semarang Tahun 2018 – 2021 | 58 |
| Tabel 42. Luas Panen Mangga Menurut Kecamatan di Kota Semarang Tahun 2018 – 2021 | 59 |
| Tabel 43. Produksi Mangga Menurut Kecamatan di Kota Semarang Tahun 2018 – 2021 | 60 |
| Tabel 44. Luas Panen Rambutan Menurut Kecamatan di Kota Semarang Tahun 2018 – 2021 | 61 |

| | |
|---|----|
| Tabel 45. Produksi Rambutan Menurut Kecamatan di Kota Semarang Tahun 2018 – 2021 | 62 |
| Tabel 46. Luas Panen Pisang Menurut Kecamatan di Kota Semarang Tahun 2018 – 2021 | 63 |
| Tabel 47. Produksi Pisang Menurut Kecamatan di Kota Semarang Tahun 2018 – 2021 | 64 |
| Tabel 48. Luas Panen Jambu Air Menurut Kecamatan di Kota Semarang Tahun 2018 – 2021 | 65 |
| Tabel 49. Produksi Jambu Air Menurut Kecamatan di Kota Semarang Tahun 2018 – 2021 | 66 |
| Tabel 50. Luas Panen Alpukat Menurut Kecamatan di Kota Semarang Tahun 2018 – 2021 | 67 |
| Tabel 51. Produksi Alpukat Menurut Kecamatan di Kota Semarang Tahun 2018 – 2021 | 68 |
| Tabel 52. Luas Panen Anggur Menurut Kecamatan di Kota Semarang Tahun 2018 – 2021 | 69 |
| Tabel 53. Produksi Anggur Menurut Kecamatan di Kota Semarang Tahun 2018 – 2021 | 70 |
| Tabel 54. Luas Panen Belimbing Menurut Kecamatan di Kota Semarang Tahun 2018 – 2021 | 71 |
| Tabel 55. Produksi Belimbing Menurut Kecamatan di Kota Semarang Tahun 2018 – 2021 | 72 |
| Tabel 56. Luas Panen Duku/Langsar/Kokosan Menurut Kecamatan di Kota Semarang Tahun 2018– 2021 | 73 |
| Tabel 57. Produksi Duku/Langsar/Kokosan Menurut Kecamatan di Kota Semarang Tahun 2018 – 2021 | 74 |
| Tabel 58. Luas Panen Jambu Biji Menurut Kecamatan di Kota Semarang Tahun 2018 – 2021 | 75 |
| Tabel 59. Produksi Jambu Biji Menurut Kecamatan di Kota Semarang Tahun 2018 – 2021 | 76 |
| Tabel 60. Luas Panen Jengkol Menurut Kecamatan di Kota Semarang Tahun 2018 – 2021 | 77 |
| Tabel 61. Produksi Jengkol Menurut Kecamatan di Kota Semarang Tahun 2018 – 2021 | 78 |
| Tabel 62. Luas Panen Jeruk Besar Menurut Kecamatan di Kota Semarang Tahun 2018 – 2021 | 79 |
| Tabel 63. Produksi Jeruk Besar Menurut Kecamatan di Kota Semarang Tahun 2018 – 2021 | 80 |
| Tabel 64. Luas Panen Jeruk Siam Menurut Kecamatan di Kota Semarang Tahun 2018 – 2021 | 81 |
| Tabel 65. Produksi Jeruk Siam Menurut Kecamatan di Kota Semarang Tahun 2018 – 2021 | 82 |
| Tabel 66. Luas Panen Manggis Menurut Kecamatan di Kota Semarang Tahun 2018 – 2021 | 83 |

| | |
|---|-----|
| Tabel 67. Produksi Manggis Menurut Kecamatan di Kota Semarang Tahun 2018 – 2021 | 84 |
| Tabel 68. Luas Panen Markisa/Konyal Menurut Kecamatan di Kota Semarang Tahun 2018 – 2021 | 85 |
| Tabel 69. Produksi Markisa/Konyal Menurut Kecamatan di Kota Semarang Tahun 2018 – 2021 | 86 |
| Tabel 70. Luas Panen Melinjo Menurut Kecamatan di Kota Semarang Tahun 2018 – 2021 | 87 |
| Tabel 71. Produksi Melinjo Menurut Kecamatan di Kota Semarang Tahun 2018 – 2021 | 88 |
| Tabel 72. Luas Panen Nangka/Cempedak Menurut Kecamatan di Kota Semarang Tahun 2018 – 2021 | 89 |
| Tabel 73. Produksi Nangka/Cempedak Menurut Kecamatan di Kota Semarang Tahun 2018 – 2021 | 90 |
| Tabel 74. Luas Panen Nanas Menurut Kecamatan di Kota Semarang Tahun 2018 – 2021 | 91 |
| Tabel 75. Produksi Nanas Menurut Kecamatan di Kota Semarang Tahun 2018 – 2021 | 92 |
| Tabel 76. Luas Panen Pepaya Menurut Kecamatan di Kota Semarang Tahun 2018 – 2021 | 93 |
| Tabel 77. Produksi Pepaya Menurut Kecamatan di Kota Semarang Tahun 2018 – 2021 | 94 |
| Tabel 78. Luas Panen Petai Menurut Kecamatan di Kota Semarang Tahun 2018 – 2021 | 95 |
| Tabel 79. Produksi Petai Menurut Kecamatan di Kota Semarang Tahun 2018 – 2021 | 96 |
| Tabel 80. Luas Panen Salak Menurut Kecamatan di Kota Semarang Tahun 2018 – 2021 | 97 |
| Tabel 81. Produksi Salak Menurut Kecamatan di Kota Semarang Tahun 2018 – 2021 | 98 |
| Tabel 82. Luas Panen Sawo Menurut Kecamatan di Kota Semarang Tahun 2018 – 2021 | 99 |
| Tabel 83. Produksi Sawo Menurut Kecamatan di Kota Semarang Tahun 2018 – 2021 | 100 |
| Tabel 84. Luas Panen Sirsak Menurut Kecamatan di Kota Semarang Tahun 2018 – 2021 | 101 |
| Tabel 85. Produksi Sirsak Menurut Kecamatan di Kota Semarang Tahun 2018 – 2021 | 102 |
| Tabel 86. Luas Panen Sukun Menurut Kecamatan di Kota Semarang Tahun 2018 – 2021 | 103 |
| Tabel 87. Produksi Sukun Menurut Kecamatan di Kota Semarang Tahun 2018 – 2021 | 104 |
| Tabel 88. Luas Panen Tanaman Sayur Buah Semusim Kota Semarang Tahun 2018 – 2021 | 105 |

| | |
|---|-----|
| Tabel 89. Produksi Tanaman Sayur Buah Semusim Kota Semarang Tahun 2018 – 2021 | 106 |
| Tabel 90. Luas Panen Bawang Merah Menurut Kecamatan di Kota Semarang Tahun 2018 – 2021 | 107 |
| Tabel 91. Produksi Bawang Merah Menurut Kecamatan di Kota Semarang Tahun 2018 – 2021 | 108 |
| Tabel 92. Luas Panen Bayam Menurut Kecamatan di Kota Semarang Tahun 2018 – 2021 | 109 |
| Tabel 93. Produksi Bayam Menurut Kecamatan di Kota Semarang Tahun 2018 – 2021 | 110 |
| Tabel 94. Luas Panen Cabai Besar Menurut Kecamatan di Kota Semarang Tahun 2018 – 2021 | 111 |
| Tabel 95. Produksi Cabai Besar Menurut Kecamatan di Kota Semarang Tahun 2018 – 2021 | 112 |
| Tabel 96. Luas Panen Cabai Rawit Menurut Kecamatan di Kota Semarang Tahun 2018 – 2021 | 113 |
| Tabel 97. Produksi Cabai Rawit Menurut Kecamatan di Kota Semarang Tahun 2018 – 2021 | 114 |
| Tabel 98. Luas Panen Jamur Menurut Kecamatan di Kota Semarang Tahun 2018 – 2021 | 115 |
| Tabel 99. Produksi Jamur Menurut Kecamatan di Kota Semarang Tahun 2018 – 2021 | 116 |
| Tabel 100. Luas Panen Kacang Panjang Menurut Kecamatan di Kota Semarang Tahun 2018 – 2021 | 117 |
| Tabel 101. Produksi Kacang Panjang Menurut Kecamatan di Kota Semarang Tahun 2018 – 2021 | 118 |
| Tabel 102. Luas Panen Kangkung Menurut Kecamatan di Kota Semarang Tahun 2018 – 2021 | 119 |
| Tabel 103. Produksi Kangkung Menurut Kecamatan di Kota Semarang Tahun 2018 – 2021 | 120 |
| Tabel 104. Luas Panen Terung Menurut Kecamatan di Kota Semarang Tahun 2018 – 2021 | 121 |
| Tabel 105. Produksi Terung Menurut Kecamatan di Kota Semarang Tahun 2018 – 2021 | 122 |
| Tabel 106. Luas Panen Ketimun Menurut Kecamatan di Kota Semarang Tahun 2018 – 2021 | 123 |
| Tabel 107. Produksi Ketimun Menurut Kecamatan di Kota Semarang Tahun 2018 – 2021 | 124 |
| Tabel 108. Luas Panen Tomat Menurut Kecamatan di Kota Semarang Tahun 2018 – 2021 | 125 |
| Tabel 109. Produksi Tomat Menurut Kecamatan di Kota Semarang Tahun 2018 – 2021 | 126 |
| Tabel 110. Luas Panen Tanaman Hias Bunga / Tanaman Hias Daun Menurut Komoditas di Kota Semarang Tahun 2018 – 2021 | 127 |

| | |
|---|-----|
| Tabel 111. Produksi Tanaman Hias Bunga/Tanaman Hias Daun Menurut Komoditas di Kota Semarang Tahun 2018 – 2021 | 128 |
| Tabel 112. Luas Panen Anggrek Potong Menurut Kecamatan di Kota Semarang Tahun 2018 – 2021 | 129 |
| Tabel 113. Produksi Anggrek Potong Menurut Kecamatan di Kota Semarang Tahun 2018 - 2021 | 130 |
| Tabel 114. Luas Panen Adenium/Kamboja Jepang Menurut Kecamatan di Kota Semarang Tahun 2018 – 2021 | 131 |
| Tabel 115. Produksi Adenium/Kamboja Jepang Menurut Kecamatan di Kota Semarang Tahun 2018 – 2021 | 132 |
| Tabel 116. Luas Panen Aglaonema Menurut Kecamatan di Kota Semarang Tahun 2018 – 2021 | 133 |
| Tabel 117. Produksi Aglaonema Menurut Kecamatan di Kota Semarang Tahun 2018 – 2021 | 134 |
| Tabel 118. Luas Panen Palem Menurut Kecamatan di Kota Semarang Tahun 2018 – 2021 | 135 |
| Tabel 119. Produksi Palem Menurut Kecamatan di Kota Semarang Tahun 2018 – 2021 | 136 |
| Tabel 120. Luas Panen Dracena Menurut Kecamatan di Kota Semarang Tahun 2018 – 2021 | 137 |
| Tabel 121. Produksi Dracena Menurut Kecamatan di Kota Semarang Tahun 2018 – 2021 | 138 |
| Tabel 122. Luas Panen Euphorbia Menurut Kecamatan di Kota Semarang Tahun 2018 – 2021 | 139 |
| Tabel 123. Produksi Euphorbia Menurut Kecamatan di Kota Semarang Tahun 2018 – 2021 | 140 |
| Tabel 124. Luas Panen Philodendron Menurut Kecamatan di Kota Semarang Tahun 2018 – 2021 | 141 |
| Tabel 125. Produksi Philodendron Menurut Kecamatan di Kota Semarang Tahun 2018 – 2021 | 142 |
| Tabel 126. Luas Panen Sanseivera /Pedang-pedangan Menurut Kecamatan di Kota Semarang Tahun 2018 – 2021 | 143 |
| Tabel 127. Produksi Sanseivera/Pedang-pedangan Menurut Kecamatan di Kota Semarang Tahun 2018 – 2021 | 144 |
| Tabel 128. Luas Panen Ixora Menurut Kecamatan di Kota Semarang Tahun 2018 – 2021 | 145 |
| Tabel 129. Produksi Ixora Menurut Kecamatan di Kota Semarang Tahun 2018 – 2021 | 146 |
| Tabel 130. Luas Panen Melati Menurut Kecamatan di Kota Semarang Tahun 2018 – 2021 | 147 |
| Tabel 131. Produksi Melati Menurut Kecamatan di Kota Semarang Tahun 2018 – 2021 | 148 |
| Tabel 132. Luas Panen Anthurium Bunga Menurut Kecamatan di Kota Semarang Tahun 2018 – 2021 | 149 |

| | |
|--|-----|
| Tabel 133. Produksi Anthurium Bunga Menurut Kecamatan di Kota Semarang Tahun 2015 – 2020 | 150 |
| Tabel 134. Luas Panen Heliconia (pisang-pisangan) Menurut Kecamatan di Kota Semarang Tahun 2018 – 2021 | 151 |
| Tabel 135. Produksi Heliconia (pisang-pisangan) Menurut Kecamatan di Kota Semarang Tahun 2018 – 2021 | 152 |
| Tabel 136. Luas Panen Mawar Menurut Kecamatan di Kota Semarang Tahun 2018 – 2021 | 153 |
| Tabel 137. Produksi Mawar Menurut Kecamatan di Kota Semarang Tahun 2018 – 2021 | 154 |
| Tabel 138. Luas Panen Anthurium Daun Menurut Kecamatan di Kota Semarang Tahun 2018 – 2021 | 155 |
| Tabel 139. Produksi Anthurium Daun Menurut Kecamatan di Kota Semarang Tahun 2018 – 2021 | 156 |
| Tabel 140. Luas Panen Gerbera (Herbras) Menurut Kecamatan di Kota Semarang Tahun 2018 – 2021 | 157 |
| Tabel 141. Produksi Gerbera (Herbras) Menurut Kecamatan di Kota Semarang Tahun 2018 – 2021 | 158 |
| Tabel 142. Luas Panen Kirsan Menurut Kecamatan di Kota Semarang Tahun 2018 – 2021 | 159 |
| Tabel 143. Produksi Kirsan Menurut Kecamatan di Kota Semarang Tahun 2018 – 2021 | 160 |
| Tabel 144. Luas Panen Sedap Malam Menurut Kecamatan di Kota Semarang Tahun 2018 – 2021 | 161 |
| Tabel 145. Produksi Sedap Malam Menurut Kecamatan di Kota Semarang Tahun 2018 – 2021 | 162 |
| Tabel 146. Luas Panen Sedap Malam Menurut Kecamatan di Kota Semarang Tahun 2018 – 2021 | 163 |
| Tabel 147. Produksi Sedap Malam Menurut Kecamatan di Kota Semarang Tahun 2018 – 2021 | 164 |
| Tabel 148. Luas Panen Anggrek Pot Menurut Kecamatan di Kota Semarang Tahun 2018 – 2021 | 165 |
| Tabel 149. Produksi Anggrek Pot Menurut Kecamatan di Kota Semarang Tahun 2018 – 2021 | 166 |
| Tabel 150. Luas Panen Bromelia Menurut Kecamatan di Kota Semarang Tahun 2018 – 2021 | 167 |
| Tabel 151. Produksi Bromelia Menurut Kecamatan di Kota Semarang Tahun 2018 – 2021 | 168 |
| Tabel 152. Luas Panen Bugenvil Menurut Kecamatan di Kota Semarang Tahun 2018 – 2021 | 169 |
| Tabel 153. Produksi Bugenvil Menurut Kecamatan di Kota Semarang Tahun 2018 – 2021 | 170 |
| Tabel 154. Luas Panen Cordyline Menurut Kecamatan di Kota Semarang Tahun 2018 – 2021 | 171 |

| | |
|---|-----|
| Tabel 155. Produksi Cordyline Menurut Kecamatan di Kota Semarang Tahun 2018 – 2021 | 172 |
| Tabel 156. Luas Panen Pakis Menurut Kecamatan di Kota Semarang Tahun 2018 – 2021 | 173 |
| Tabel 157. Produksi Pakis Menurut Kecamatan di Kota Semarang Tahun 2018 – 2021 | 174 |
| Tabel 158. Luas Panen Puring Menurut Kecamatan di Kota Semarang Tahun 2018 – 2021 | 175 |
| Tabel 159. Produksi Puring Menurut Kecamatan di Kota Semarang Tahun 2018 – 2021 | 176 |
| Tabel 160. Luas Panen Tanaman Biofarmaka Menurut Kecamatan di Kota Semarang Tahun 2018 – 2021 | 177 |
| Tabel 161. Produksi Tanaman Biofarmaka Menurut Kecamatan di Kota Semarang Tahun 2018 – 2021 | 178 |
| Tabel 162. Luas Panen Kunyit Menurut Kecamatan di Kota Semarang Tahun 2018 – 2021 | 179 |
| Tabel 163. Produksi Kunyit Menurut Kecamatan di Kota Semarang Tahun 2018 – 2021 | 180 |
| Tabel 164. Luas Panen Temulawak Menurut Kecamatan di Kota Semarang Tahun 2018 – 2021 | 181 |
| Tabel 165. Produksi Temulawak Menurut Kecamatan di Kota Semarang Tahun 2018 – 2021 | 182 |
| Tabel 166. Luas Panen Jahe Menurut Kecamatan di Kota Semarang Tahun 2018 – 2021 | 183 |
| Tabel 167. Produksi Jahe Menurut Kecamatan di Kota Semarang Tahun 2018 – 2021 | 184 |
| Tabel 168. Luas Panen Kapulaga Menurut Kecamatan di Kota Semarang Tahun 2018 – 2021 | 185 |
| Tabel 169. Produksi Kapulaga Menurut Kecamatan di Kota Semarang Tahun 2018 – 2021 | 186 |
| Tabel 170. Luas Panen Kencur Menurut Kecamatan di Kota Semarang Tahun 2018 – 2021 | 187 |
| Tabel 171. Produksi Kencur Menurut Kecamatan di Kota Semarang Tahun 2018 – 2021 | 188 |
| Tabel 172. Luas Panen Laos/Lengkuas Menurut Kecamatan di Kota Semarang Tahun 2018 – 2021 | 189 |
| Tabel 173. Produksi Laos/Lengkuas Menurut Kecamatan di Kota Semarang Tahun 2018 – 2021 | 199 |
| Tabel 174. Luas Panen Mahkota Dewa Menurut Kecamatan di Kota Semarang Tahun 2018 – 2021 | 191 |
| Tabel 175. Produksi Mahkota Dewa Menurut Kecamatan di Kota Semarang Tahun 2018 – 2021 | 192 |
| Tabel 176. Luas Panen Mengkudu/Pace Menurut Kecamatan di Kota Semarang Tahun 2018 – 2021 | 193 |

| | |
|--|-----|
| Tabel 177. Produksi Mengkudu/Pace Menurut Kecamatan di Kota Semarang Tahun 2018 – 2021 | 194 |
| Tabel 178. Luas Panen Sambiloto Menurut Kecamatan di Kota Semarang Tahun 2018 – 2021 | 195 |
| Tabel 179. Produksi Sambiloto Menurut Kecamatan di Kota Semarang Tahun 2018 – 2021 | 196 |
| Tabel 180. Luas Panen Temu Ireng Menurut Kecamatan di Kota Semarang Tahun 2018 – 2021 | 197 |
| Tabel 181. Produksi Temu Ireng Menurut Kecamatan di Kota Semarang Tahun 2018 – 2021 | 198 |
| Tabel 182. Luas Panen Temu Kunci Menurut Kecamatan di Kota Semarang Tahun 2018 – 2021 | 199 |
| Tabel 183. Produksi Temu Kunci Menurut Kecamatan di Kota Semarang Tahun 2018 – 2021 | 200 |
| Tabel 184. Luas Panen Lidah Buaya Menurut Kecamatan di Kota Semarang Tahun 2018 – 2021 | 201 |
| Tabel 185. Produksi Lidah Buaya Menurut Kecamatan di Kota Semarang Tahun 2018 – 2021 | 202 |
| Tabel 186. Luas Panen Lempuyang Menurut Kecamatan di Kota Semarang Tahun 2018 – 2021 | 203 |
| Tabel 187. Produksi Lempuyang Menurut Kecamatan di Kota Semarang Tahun 2018 – 2021 | 204 |
| Tabel 188. Luas Panen Jeruk Nipis Menurut Kecamatan di Kota Semarang Tahun 2018 – 2021 | 205 |
| Tabel 189. Produksi Jeruk Nipis Menurut Kecamatan di Kota Semarang Tahun 2018 – 2021 | 206 |
| Tabel 190. Luas Panen Serai Menurut Kecamatan di Kota Semarang Tahun 2018 – 2021 | 207 |
| Tabel 191. Produksi Serai Menurut Kecamatan di Kota Semarang Tahun 2018 – 2021 | 208 |
| Tabel 192. Luas Areal, Luas Panen, Produksi dan Produktivitas Tanaman Tahunan Perkebunan Rakyat Menurut Komoditas di Kota Semarang Tahun 2018 – 2021 | 210 |
| Tabel 193. Luas Panen Kelapa Menurut Kecamatan di Kota Semarang Tahun 2018 – 2021 | 212 |
| Tabel 194. Produksi Kelapa Menurut Kecamatan di Kota Semarang Tahun 2018 – 2021 | 213 |
| Tabel 195. Luas Panen Kopi Robusta Menurut Kecamatan di Kota Semarang Tahun 2018 – 2021 | 214 |
| Tabel 196. Produksi Kopi Robusta Menurut Kecamatan di Kota Semarang Tahun 2018 – 2021 | 215 |
| Tabel 197. Luas Panen Cengkeh Menurut Kecamatan di Kota Semarang Tahun 2018 – 2021 | 216 |

| | |
|---|-----|
| Tabel 198. Produksi Cengkeh Menurut Kecamatan di Kota Semarang Tahun 2018 – 2021 | 217 |
| Tabel 199. Luas Panen Mete Menurut Kecamatan di Kota Semarang Tahun 2018 – 2021 | 218 |
| Tabel 200. Produksi Mete Menurut Kecamatan di Kota Semarang Tahun 2018 – 2021 | 219 |
| Tabel 201. Luas Panen Kapuk Menurut Kecamatan di Kota Semarang Tahun 2018 – 2021 | 220 |
| Tabel 202. Produksi Kapuk Menurut Kecamatan di Kota Semarang Tahun 2018 – 2021 | 221 |
| Tabel 203. Luas Panen Siwalan Menurut Kecamatan di Kota Semarang Tahun 2018 – 2021 | 222 |
| Tabel 204. Produksi Siwalan Menurut Kecamatan di Kota Semarang Tahun 2018 – 2021 | 223 |
| Tabel 205. Luas Panen Karet Menurut Kecamatan di Kota Semarang Tahun 2018 – 2021 | 224 |
| Tabel 206. Produksi Karet Menurut Kecamatan di Kota Semarang Tahun 2018 – 2021 | 225 |
| Tabel 207. Luas Panen Lada Menurut Kecamatan di Kota Semarang Tahun 2018 – 2021 | 226 |
| Tabel 208. Produksi Lada Menurut Kecamatan di Kota Semarang Tahun 2018 – 2021 | 227 |
| Tabel 209. Luas Panen Aren Menurut Kecamatan di Kota Semarang Tahun 2018 – 2021 | 228 |
| Tabel 210. Produksi Aren Menurut Kecamatan di Kota Semarang Tahun 2018 – 2021 | 229 |
| Tabel 211. Luas Panen dan Produksi Tanaman Semusim Perkebunan Rakyat Menurut Komoditas di Kota Semarang Tahun 2018 – 2021 | 230 |
| Tabel 212. Luas Panen Tebu Menurut Kecamatan di Kota Semarang Tahun 2018 – 2021 | 231 |
| Tabel 213. Produksi Tebu Menurut Kecamatan di Kota Semarang Tahun 2018 – 2021 | 231 |
| Tabel 214. Luas Panen Sereh Wangi Menurut Kecamatan di Kota Semarang Tahun 2018 – 2021 | 233 |
| Tabel 215. Produksi Sereh Wangi Menurut Kecamatan di Kota Semarang Tahun 2018 – 2021 | 234 |
| Tabel 216. Panjang Rehab Jaringan Irigasi Tersier / Jaringan Irigasi Tingkat Usaha Tani Terbangun Menurut Kecamatan di Kota Semarang s/d 2021 | 236 |
| Tabel 217. Data Pembangunan Dam Parit Menurut Kecamatan di Kota Semarang s/d 2021 | 237 |
| Tabel 218. Data Pembangunan Embung Menurut Kecamatan di Kota Semarang s/d 2021 | 238 |
| Tabel 219. Data Pintu Air Menurut Kecamatan di Kota Semarang s/d 2021 | 239 |

| | |
|--|-----|
| Tabel 220. Panjang Jalan Usaha Tani terbangun Menurut Kecamatan di Kota Semarang s/d 2021 | 240 |
| Tabel 221. Pembangunan Sumur Bor / Irigasi Air Tanah Menurut Kecamatan di Kota Semarang Tahun 2015 – 2021 | 241 |
| Tabel 222. Penyebaran Alat dan Mesin Pertanian Menurut Kecamatan di Kota Semarang Tahun 2021 | 243 |
| Tabel 223. Penyebaran Alat Dan Mesin Peternakan dan Kesehatan Hewan Menurut Kecamatan di Kota Semarang 2020 | 246 |
| Tabel 224. Data Pengecer Pupuk Bersubsidi Menurut Kecamatan di Kota Semarang Tahun 2021 | 248 |
| Tabel 225. Rekapitulasi Penyaluran Pupuk Subsidi Kota Semarang Tahun 2019 – 2020 | 249 |
| Tabel 226. Realisasi Penyaluran Pupuk Urea Bersubsidi Sektor Pertanian Per Bulan Menurut Kecamatan di Kota Semarang Tahun 2019 – 2020 | 251 |
| Tabel 227. Realisasi Penyaluran Pupuk SP36 Bersubsidi Sektor Pertanian Per Bulan Menurut Kecamatan di Kota Semarang Tahun 2019 – 2020 | 254 |
| Tabel 228. Realisasi Penyaluran Pupuk ZA Bersubsidi Sektor Pertanian Per Bulan Menurut Kecamatan di Kota Semarang Tahun 2019 – 2020 | 257 |
| Tabel 229. Realisasi Penyaluran Pupuk NPK Bersubsidi Sektor Pertanian Per Bulan Menurut Kecamatan di Kota Semarang Tahun 2019 – 2020 | 260 |
| Tabel 230. Realisasi Penyaluran Pupuk Organik Bersubsidi Sektor Pertanian Per Bulan Menurut Kecamatan di Kota Semarang Tahun 2019 – 2020 | 263 |
| Tabel 231. Populasi Ternak Menurut Jenis Ternak di Kota Semarang Tahun 2018 – 2021 | 266 |
| Tabel 232. Populasi Sapi Potong Menurut Kecamatan di Kota Semarang Tahun 2018-2021 | 267 |
| Tabel 233. Populasi Sapi Perah Menurut Kecamatan di Kota Semarang Tahun 2018 – 2021 | 268 |
| Tabel 234. Populasi Kerbau Menurut Kecamatan di Kota Semarang Tahun 2018 – 2021 | 269 |
| Tabel 235. Populasi Kambing Menurut Kecamatan di Kota Semarang Tahun 2018 – 2021 | 270 |
| Tabel 236. Populasi Domba Menurut Kecamatan di Kota Semarang Tahun 2018 – 2021 | 271 |
| Tabel 237. Populasi Ayam Layer/Petelur Menurut Kecamatan di Kota Semarang Tahun 2018 – 2021 | 272 |
| Tabel 238. Populasi Ayam Broiler/Pedaging Menurut Kecamatan di Kota Semarang Tahun 2018 – 2021 | 273 |
| Tabel 239. Populasi Ayam Buras Menurut Kecamatan di Kota Semarang Tahun 2018 – 2021 | 274 |
| Tabel 240. Populasi Burung Puyuh Menurut Kecamatan di Kota Semarang Tahun 2018 – 2021 | 275 |
| Tabel 241. Populasi Itik Menurut Kecamatan di Kota Semarang Tahun 2018 – 2021 | 276 |

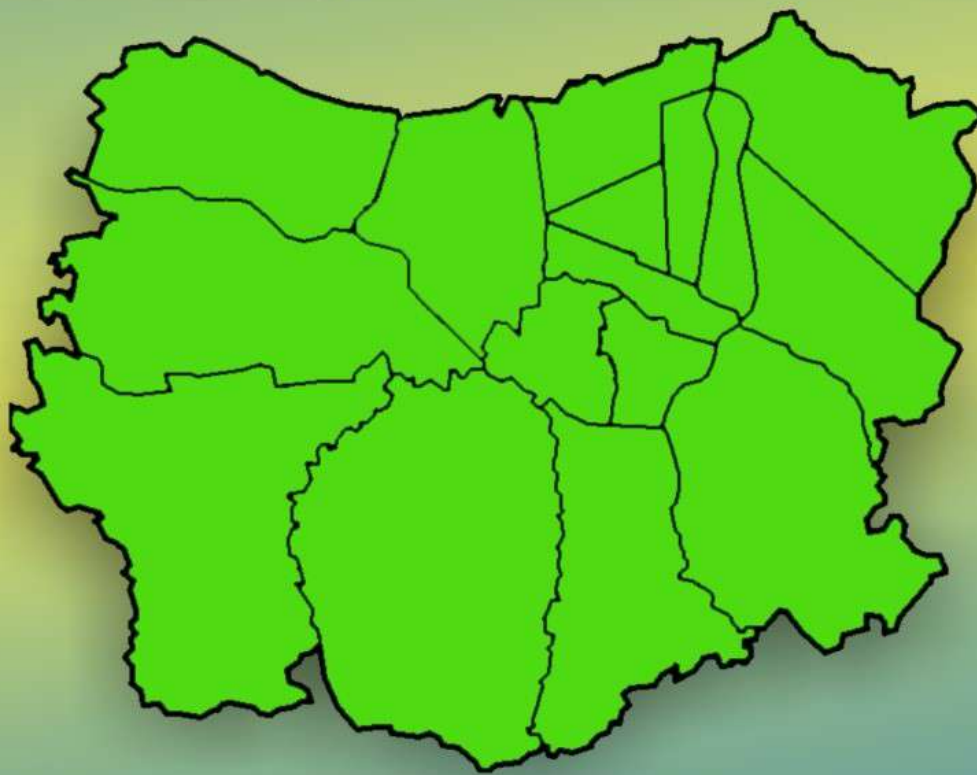
| | |
|--|-----|
| Tabel 242. Populasi Merpati Menurut Kecamatan di Kota Semarang Tahun 2018 – 2021 | 277 |
| Tabel 243. Populasi Kuda Menurut Kecamatan di Kota Semarang Tahun 2018 – 2021 | 278 |
| Tabel 244. Populasi Itik Manila / Entog Menurut Kecamatan di Kota Semarang Tahun 2015 – 2020 | 279 |
| Tabel 245. Populasi Kelinci Menurut Kecamatan di Kota Semarang Tahun 2018 – 2021 | 280 |
| Tabel 246. Jenis Produksi Hasil Ternak di Kota Semarang Tahun 2018 – 2021 | 281 |
| Tabel 247. Pemotongan Ternak di RPH Pemerintah Kota Semarang Tahun 2018 – 2021 | 282 |
| Tabel 248. Berat Karkas Hasil Pemotongan Ternak di RPH Pemerintah Kota Semarang Tahun 2018 – 2021 | 283 |
| Tabel 249. Pemotongan Ternak di RPH Swasta Kota Semarang Tahun..... | 284 |
| Tabel 250. Data Pemasukan Produk Hasil Ternak Ke Kota Semarang Tahun 2021 | 285 |
| Tabel 251. Rekapitulasi Pengeluaran Ternak Ke Luar Kota Semarang Tahun 2021 | 286 |
| Tabel 252. Rekapitulasi Pemasukan Ternak Ke Kota Semarang Tahun 2021 ... | 287 |
| Tabel 253. Data Usaha Pengolahan Hasil Ternak di Kota Semarang Tahun 2018 – 2021 | 288 |
| Tabel 254. Produksi Hijauan Pakan Ternak Kota Semarang Tahun 2018 – 2021 | 289 |
| Tabel 255. Jumlah Akseptor Inseminasi Buatan (IB) di Kota Semarang Tahun 2018 – 2021 | 290 |
| Tabel 256. Jumlah Inseminasi Buatan (IB) di Kota Semarang Tahun 2018 – 2021 | 291 |
| Tabel 257. Jumlah Pemeriksaan Kebuntingan (PKB) di Kota Semarang Tahun 2018 – 2021 | 292 |
| Tabel 258. Jumlah Kebuntingan Hasil Pemeriksaan Kebuntingan (PKB) di Kota Semarang Tahun 2018 – 2021 | 293 |
| Tabel 259. Jumlah Kebuntingan Hasil Inseminasi Buatan (IB) ke-1 di Kota Semarang Tahun 2018 – 2021 | 294 |
| Tabel 260. Jumlah Persentase Kebuntingan dari Hasil Ter-PKB di Kota Semarang Tahun 2018 – 2021 | 295 |
| Tabel 261. Persen Conception Rate (CR) Inseminasi Buatan (IB) di Kota Semarang Tahun 2018 – 2021 | 296 |
| Tabel 262. Angka Service Per Conception. (S/C) Inseminasi Buatan (IB) di Kota Semarang Tahun 2018 – 2021 | 297 |
| Tabel 263. Realisasi Kelahiran Hasil Inseminasi Buatan (IB) di Kota Semarang Tahun 2018 – 2021 | 298 |
| Tabel 264. Jumlah Kasus Penyakit Menular Hewan Yang Ditemukan Di Kota Semarang Tahun 2021 | 299 |

| | |
|--|-----|
| Tabel 265. Data Pelaku Usaha Yang Mendapat Rekomendasi Penjaminan Bahan Asal Hewan / BAH (Sertifikat Nomor Kontrol Veteriner / NKV) Di Kota Semarang Yang Diterbitkan Tahun 2021 | 300 |
| Tabel 266. Jumlah Surat Keterangan Kesehatan Hewan (SKHH) yang diterbitkan Tahun 2018 – 2021 | 301 |
| Tabel 267. Jenis Dan Jumlah Hewan Yang Dikirim Berdasarkan SKKH Tahun 2021 | 302 |
| Tabel 268. Jumlah Surat Keterangan Kesehatan Daging/SKKD yang diterbitkan Tahun 2018 – 2021 | 303 |
| Tabel 269. Jenis dan Jumlah Komoditas yang dikirim berdasarkan SKKD yang diterbitkan Tahun 2021 | 304 |
| Tabel 270. Data Dokter Hewan Praktek Dan Tempat Pelayanan Jasa Veteriner Tahun 2021 | 305 |
| Tabel 271. Animal Feed Manufacturer, Poultry Equipment and Supplies, Poultry Dealer, dan Poultry Retail di Kota Semarang Tahun 2021 | 307 |
| Tabel 272. Distributor Produk Kesehatan Hewan dan Depo Obat Hewan di Kota Semarang Tahun 2021 | 308 |
| Tabel 273. Data Pet Shop di Kota Semarang Tahun 2021 | 312 |
| Tabel 274. Kelompok Tani Berdasarkan Kelas | 317 |
| Tabel 275. Kelompok Tani | 318 |
| Tabel 276. Tanaman UPTD Kebun Dinas Tahun 2019 – 2021 | 362 |
| Tabel 277. Tanaman Lahan Ex-Jsdf Dinas Pertanian Tahun 2019 – 2021 | 367 |

Luas Wilayah Kota Semarang

Area of Semarang Municipality

373,78 km²



Tinggi Wilayah Kota Semarang

Altitude of Semarang Municipality

12,10 mdpl
m a.s.l

A. Keadaan Umum

1. Ruang Lingkup Wilayah

Kota Semarang terletak antara garis 6° 50' - 7° 10' Lintang Selatan dan garis 109° 35' - 110° 50' Bujur Timur. Dibatasi sebelah barat dengan Kabupaten Kendal, sebelah timur dengan Kabupaten Demak, sebelah selatan berbatasan dengan Kabupaten Semarang dan sebelah utara dibatasi oleh Laut Jawa dengan panjang garis pantai meliputi 13,6 km. Ketinggian Kota Semarang terletak antara 0,75 sampai dengan 348,00 m di atas permukaan laut (mdpl). Secara administratif, Kota Semarang terbagi atas 16 wilayah kecamatan dan 177 kelurahan. Luas wilayah Kota Semarang tercatat 373,78 km². Kecamatan yang paling luas wilayahnya adalah kecamatan Gunungpati (58,27 km²), diikuti oleh kecamatan Mijen dengan luas wilayahnya sebesar 56,52 km², sedangkan kecamatan yang terkecil wilayahnya adalah kecamatan Semarang Tengah (5,17 km²). Peta orientasi Kota Semarang dapat dilihat pada Gambar 1 berikut:



Gambar 1. Peta Orientasi Kota Semarang
(sumber : Pemprov Jateng – Disperkim)

Penduduk Kota Semarang

Population of Semarang Municipality

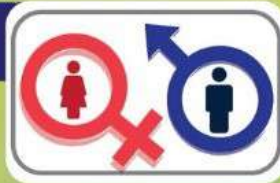
1.656.564 jiwa
people

Kepadatan Penduduk
Population Density

4.432 Jiwa/km
People/km

Rasio Jenis Kelamin
Sex Ratio

97,97

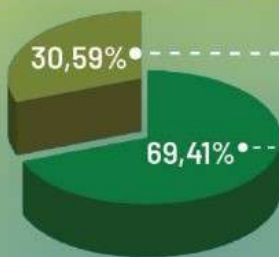


Laju Pertumbuhan Penduduk per tahun 2020-2021
Annual Population Growth Rate 2020-2021

0,25

Penduduk Usia Kerja
Working aged people

1.490.742 Jiwa
People



Bukan Angkatan Kerja
Economically Inactive

Angkatan Kerja
Economically active

Bekerja 936.076
Working jiwa/people

Pengangguran Terbuka 98.718
Unemployment jiwa/people

Sumber / Source: Proyeksi Penduduk Kota Semarang 2021 dan Survei Angkatan Kerja Nasional Agustus / Semarang City Population Projection 2021 and August National Labor Force Survey

A. PENDUDUK

Berdasarkan Hasil Proyeksi Penduduk Interim 2020–2023 (Pertengahan tahun/Juni)/, jumlah penduduk Kota Semarang tahun 2021 tercatat sebesar 1.656.564 jiwa. Kepadatan penduduk cenderung naik seiring dengan kenaikan jumlah penduduk. Di sisi lain, penyebaran penduduk di masing-masing kecamatan belum merata. Di wilayah Kota Semarang, tercatat kecamatan Semarang Timur sebagai wilayah terpadat (12.146 penduduk per km²), sedangkan kecamatan Tugu merupakan wilayah yang kepadatannya paling rendah (1.171 penduduk per km²).

Tabel 1. Penduduk Kota Semarang

| Kecamatan | Jumlah Penduduk | | Kepadatan Penduduk | |
|---------------|-----------------|---------|--------------------|----------|
| | 2020 | 2021 | 2020 | 2021 |
| Mijen | 80906 | 83321 | 1431.38 | 1474.10 |
| Gunungpati | 98023 | 98343 | 1682.17 | 1687.66 |
| Banyumanik | 142076 | 141689 | 4776.90 | 4763.89 |
| Gajahmungkur | 56232 | 55857 | 6018.11 | 5977.97 |
| Smg Selatan | 62030 | 61616 | 10431.67 | 10362.05 |
| Candisari | 75456 | 74952 | 11795.38 | 11716.59 |
| Tembalang | 189680 | 191560 | 4805.74 | 4853.37 |
| Pedurungan | 193151 | 193128 | 9149.89 | 9148.80 |
| Genuk | 123310 | 125967 | 4746.52 | 4848.79 |
| Gayamsari | 70261 | 69792 | 11296.14 | 11220.74 |
| Smg Timur | 66302 | 65859 | 12228.63 | 12146.92 |
| Smg Utara | 117605 | 116820 | 10322.85 | 10253.94 |
| Smg Tengah | 55064 | 54696 | 10643.31 | 10572.18 |
| Smg Barat | 148879 | 147885 | 6868.19 | 6822.33 |
| Tugu | 32822 | 32948 | 1167.00 | 1171.48 |
| Ngaliyan | 141727 | 142131 | 3296.92 | 3306.32 |
| Kota Semarang | 1653524 | 1656564 | 4423.79 | 4431.92 |

Source Url:

<https://semarangkota.bps.go.id/indicator/12/48/1/kepadatan-penduduk.html>

Access Time: May 9, 2022, 1:43 pm

B. KETENAGAKERJAAN

Sejalan dengan laju perkembangan dan pertumbuhan penduduk, untuk sektor tenaga kerja ini diprioritaskan pada penciptaan perluasan dan pemerataan kesempatan kerja serta perlindungan tenaga kerja. Menurut BPS, penduduk usia kerja didefinisikan sebagai penduduk berumur 15 tahun ke atas dan dibedakan sebagai Angkatan Kerja dan Bukan Angkatan Kerja. Angkatan Kerja adalah penduduk yang bekerja dan yang sedang mencari pekerjaan. Disisi lain, bukan Angkatan Kerja, yaitu mereka yang kegiatan utamanya mengurus rumah tangga, sekolah atau mereka yang tidak mampu melakukan kegiatan karena usia tua atau alasan fisik (cacat). Jumlah penduduk usia kerja yang termasuk angkatan kerja di kota Semarang tahun 2021 adalah 1.034.794 jiwa sedangkan yang bukan angkatan kerja ada 455.948 jiwa. Dari keseluruhan penduduk angkatan kerja tersebut, terdapat 90,46 persen yang bekerja dan sisanya termasuk dalam pengangguran terbuka. Penduduk yang termasuk kedalam pengangguran terbuka mayoritas adalah penduduk dengan pendidikan tertinggi SMA yaitu sebesar 43,69 persen dari keseluruhan yang menganggur.

Tabel 2. Jumlah Penduduk Berdasarkan Mata Pencaharian

| Jenis Mata Pencaharian | Jiwa | Persentase (%) |
|-----------------------------|---------|----------------|
| Karyawan Swasta | 497.914 | 29,51% |
| Mengurus Rumah Tangga | 205.820 | 12,2% |
| Wiraswasta | 79.014 | 4,68% |
| PNS / POLRI / TNI | 45.847 | 2,72% |
| Buruh Tani/Perkebunan | 30.220 | 1,79% |
| Buruh Harian Lepas | 14.634 | 0,87% |
| Pensiunan | 14.273 | 0,85% |
| Guru | 14.041 | 0,83% |
| Pedagang | 9.696 | 0,57% |
| Petani / Pekebun / Peternak | 8.047 | 0,48% |
| Mekanik | 284 | 0,02% |
| Apoteker | 342 | 0,02% |
| Industri | 196 | 0,01% |
| Wartawan | 177 | 0,01% |
| Pengacara | 178 | 0,01% |
| Konstruksi | 140 | 0,01% |
| Konsultan | 139 | 0,01% |
| Transportasi | 129 | 0,01% |
| Arsitek | 103 | 0,01% |

Lanjutan Tabel 2....

| Jenis Mata Pencaharian | Jiwa | Persentase (%) |
|-------------------------------|-------------|-----------------------|
| Notaris | 125 | 0,01% |
| Karyawan BUMN | 6.253 | 0,37% |
| Dosen | 3.967 | 0,24% |
| Dokter | 3.023 | 0,18% |
| Perawat | 2.797 | 0,17% |
| Nelayan/Perikanan | 1.297 | 0,08% |
| Perdagangan | 1.114 | 0,07% |
| Karyawan honorer | 1.422 | 0,08% |
| Karyawan BUMD | 787 | 0,05% |
| Bidan | 655 | 0,04% |
| Pelaut | 488 | 0,03% |
| Seniman | 119 | 0,01% |
| Buruh Nelayan/Perikanan | 59 | 0,00% |
| Akuntan | 43 | 0,00% |
| Psikiater/Psikolog | 39 | 0,00% |
| Pilot | 21 | 0,00% |
| Buruh Peternakan | 17 | 0,00% |
| Peneliti | 14 | 0,00% |
| Lainnya | 29.888 | 1,77% |
| Belum/Tidak Bekerja | 491.145 | 29,11% |
| Pelajar/Mahasiswa | 219.662 | 13,02% |

Sumber : Dispendukcapil, diolah 2021

Penggunaan Lahan

Land Use

BAB
Chapter

03



Ditinjau berdasarkan jenis penggunaannya, lahan di wilayah Kota Semarang dibagi atas lahan pertanian sawah, lahan pertanian bukan sawah dan lahan bukan pertanian. Pada tahun 2021 luas tanah sawah sebesar 2232,79 Ha, sedangkan lahan pertanian bukan sawah sebesar 16022,53 Ha dan lahan bukan pertanian sebesar 18852,03 Ha. Lahan pertanian sawah umumnya ditanami padi dan palawija, sedang lahan pertanian bukan sawah ditanami tanaman buah-buahan, kayu-kayuan dan sayuran. Sebagai daerah urban, Kota Semarang kegiatan ekonominya terutama bertumpu pada sektor perdagangan dan jasa. Sementara sektor pertanian walaupun kecil kontribusinya, namun potensinya masih ada terutama di Kecamatan Gunungpati, Mijen, Ngaliyan, Tugu, Tembalang, dan Banyumanik. Sedangkan di daerah perkotaan pertaniannya diarahkan pada pengembangan *urban farming*.

Tabel 3. Penggunaan Lahan Menurut Kecamatan di Kota Semarang Tahun 2018 – 2021

| No | Kecamatan | Sawah (Ha) | | | |
|---------------|---------------|-----------------|-----------------|-----------------|-----------------|
| | | 2018 | 2019 | 2020 | 2021 |
| 1 | Mijen | 770.79 | 769.00 | 769.00 | 768.00 |
| 2 | Gunung Pati | 480.88 | 480.88 | 480.88 | 480.88 |
| 3 | Banyumanik | 41.75 | 41.75 | 41.75 | 41.00 |
| 4 | Gajah Mungkur | - | - | - | - |
| 5 | Candisari | - | - | - | - |
| 6 | Tembalang | 427.00 | 427.00 | 427.00 | 278.00 |
| 7 | Pedurungan | 54.33 | 54.33 | 50.33 | 50.33 |
| 8 | Genuk | 54.03 | 39.00 | 39.00 | 39.00 |
| 9 | Gayamsari | - | - | - | - |
| 10 | Smg Timur | - | - | - | - |
| 11 | Smg Barat | 46.09 | 46.09 | 46.09 | 46.09 |
| 12 | Smg Utara | - | - | - | - |
| 13 | Smg Selatan | - | - | - | - |
| 14 | Smg Tengah | - | - | - | - |
| 15 | Ngaliyan | 173.94 | 173.94 | 173.94 | 173.94 |
| 16 | Tugu | 372.55 | 364.55 | 360.55 | 353.55 |
| Jumlah | | 2,421.36 | 2,396.54 | 2,388.54 | 2,230.79 |

Lanjutan Tabel 3....

| No | Kecamatan | Tegalan / Kebun (Ha) | | | |
|---------------|---------------|----------------------|-----------------|-----------------|-----------------|
| | | 2018 | 2019 | 2020 | 2021 |
| 1 | Mijen | 1,864.59 | 1,864.59 | 1,864.59 | 1,864.59 |
| 2 | Gunung Pati | 3,478.77 | 3,478.77 | 3,478.77 | 3,478.77 |
| 3 | Banyumanik | 400.00 | 400.00 | 400.00 | 400.00 |
| 4 | Gajah Mungkur | - | - | - | - |
| 5 | Candisari | 16.50 | 16.50 | 16.50 | 16.50 |
| 6 | Tembalang | 673.00 | 679.00 | 685.00 | 685.00 |
| 7 | Pedurungan | 392.00 | 392.00 | 392.00 | 392.00 |
| 8 | Genuk | 212.00 | 202.03 | 202.03 | 202.03 |
| 9 | Gayamsari | 9.20 | 9.20 | 9.20 | 9.20 |
| 10 | Smg Timur | 0.47 | 0.47 | 0.47 | 0.47 |
| 11 | Smg Barat | 18.00 | 18.00 | 18.00 | 18.00 |
| 12 | Smg Utara | 8.90 | 7.65 | 7.65 | 7.65 |
| 13 | Smg Selatan | - | - | - | - |
| 14 | Smg Tengah | 5.48 | 5.48 | 5.48 | 5.48 |
| 15 | Ngaliyan | 703.06 | 703.06 | 703.06 | 703.06 |
| 16 | Tugu | 91.61 | 91.61 | 91.61 | 91.61 |
| Jumlah | | 7,873.58 | 7,868.36 | 7,874.36 | 7,874.36 |

Lanjutan Tabel 3....

| No | Kecamatan | Ladang / Huma (Ha) | | | |
|---------------|---------------|--------------------|---------------|---------------|---------------|
| | | 2018 | 2019 | 2020 | 2021 |
| 1 | Mijen | - | - | - | - |
| 2 | Gunung Pati | - | - | - | - |
| 3 | Banyumanik | 600 | 600 | 600 | 600 |
| 4 | Gajah Mungkur | 2.97 | 2.97 | 2.97 | 2.97 |
| 5 | Candisari | - | 2.00 | - | - |
| 6 | Tembalang | 15.00 | 15.00 | 15.00 | - |
| 7 | Pedurungan | - | - | - | - |
| 8 | Genuk | - | - | - | - |
| 9 | Gayamsari | - | - | - | - |
| 10 | Smg Timur | 0.46 | 0.46 | 0.46 | 0.46 |
| 11 | Smg Barat | - | - | - | - |
| 12 | Smg Utara | 4.44 | 3.80 | 3.80 | 3.80 |
| 13 | Smg Selatan | - | - | - | - |
| 14 | Smg Tengah | - | - | - | - |
| 15 | Ngaliyan | - | - | - | - |
| 16 | Tugu | - | - | - | - |
| Jumlah | | 7,873.58 | 622.87 | 622.23 | 607.23 |

Lanjutan Tabel 3...

| No | Kecamatan | Perkebunan (Ha) | | | |
|---------------|---------------|-----------------|---------------|---------------|---------------|
| | | 2018 | 2019 | 2020 | 2021 |
| 1 | Mijen | 808.99 | 808.99 | 808.99 | 808.99 |
| 2 | Gunung Pati | - | - | - | - |
| 3 | Banyumanik | - | - | - | - |
| 4 | Gajah Mungkur | - | - | - | - |
| 5 | Candisari | - | - | - | - |
| 6 | Tembalang | - | - | - | - |
| 7 | Pedurungan | - | - | - | - |
| 8 | Genuk | - | - | - | - |
| 9 | Gayamsari | - | - | - | - |
| 10 | Smg Timur | - | - | - | - |
| 11 | Smg Barat | - | - | - | - |
| 12 | Smg Utara | - | - | - | - |
| 13 | Smg Selatan | - | - | - | - |
| 14 | Smg Tengah | - | - | - | - |
| 15 | Ngaliyan | 5.00 | 5.00 | 5.00 | 5.00 |
| 16 | Tugu | - | - | - | - |
| Jumlah | | 813.99 | 813.99 | 813.99 | 813.99 |

Lanjutan Tabel 3....

| No | Kecamatan | Ditanami pohon / hutan rakyat (Ha) | | | |
|---------------|---------------|------------------------------------|-----------------|-----------------|-----------------|
| | | 2018 | 2019 | 2020 | 2021 |
| 1 | Mijen | 89.49 | 89.49 | 89.49 | 89.49 |
| 2 | Gunung Pati | - | - | - | - |
| 3 | Banyumanik | 150.00 | 150.00 | 150.00 | 150.00 |
| 4 | Gajah Mungkur | - | - | - | - |
| 5 | Candisari | - | 4.70 | 4.70 | 4.70 |
| 6 | Tembalang | 100.00 | 96.00 | 90.00 | 90.00 |
| 7 | Pedurungan | - | - | - | - |
| 8 | Genuk | - | - | - | - |
| 9 | Gayamsari | - | - | - | - |
| 10 | Smg Timur | - | - | - | - |
| 11 | Smg Barat | 266.00 | 266.00 | 266.00 | 266.00 |
| 12 | Smg Utara | - | - | - | - |
| 13 | Smg Selatan | - | - | - | - |
| 14 | Smg Tengah | - | - | - | - |
| 15 | Ngaliyan | 542.33 | 542.00 | 542.00 | 542.00 |
| 16 | Tugu | - | - | - | - |
| Jumlah | | 1,147.82 | 1,148.19 | 1,142.19 | 1,142.19 |

Lanjutan Tabel 3....

| No | Kecamatan | Padang penggembalaan / padang rumput (Ha) | | | |
|---------------|---------------|---|---------------|---------------|---------------|
| | | 2018 | 2019 | 2020 | 2021 |
| 1 | Mijen | 4.50 | 4.50 | 4.50 | 4.50 |
| 2 | Gunung Pati | - | - | - | - |
| 3 | Banyumanik | - | - | - | - |
| 4 | Gajah Mungkur | - | - | - | - |
| 5 | Candisari | - | - | - | - |
| 6 | Tembalang | - | - | - | - |
| 7 | Pedurungan | - | - | - | - |
| 8 | Genuk | - | - | - | - |
| 9 | Gayamsari | 13.00 | 13.00 | 13.00 | 13.00 |
| 10 | Smg Timur | 0.50 | 0.50 | 0.50 | 0.50 |
| 11 | Smg Barat | - | - | - | - |
| 12 | Smg Utara | - | - | - | - |
| 13 | Smg Selatan | - | - | - | - |
| 14 | Smg Tengah | - | - | - | - |
| 15 | Ngaliyan | - | - | - | - |
| 16 | Tugu | 454.14 | 454.14 | 454.14 | 373.14 |
| Jumlah | | 472.14 | 472.14 | 472.14 | 391.14 |

Lanjutan Tabel 3....

| No | Kecamatan | Hutan Negara (Ha) | | | |
|---------------|---------------|-------------------|-----------------|-----------------|-----------------|
| | | 2018 | 2019 | 2020 | 2021 |
| 1 | Mijen | 768.73 | 768.73 | 768.73 | 768.73 |
| 2 | Gunung Pati | - | - | - | - |
| 3 | Banyumanik | - | - | - | - |
| 4 | Gajah Mungkur | 16.10 | 16.10 | 16.10 | 16.10 |
| 5 | Candisari | - | - | - | - |
| 6 | Tembalang | - | - | - | - |
| 7 | Pedurungan | - | - | - | - |
| 8 | Genuk | - | - | - | - |
| 9 | Gayamsari | - | - | - | - |
| 10 | Smg Timur | - | - | - | - |
| 11 | Smg Barat | - | - | - | - |
| 12 | Smg Utara | - | - | - | - |
| 13 | Smg Selatan | - | - | - | - |
| 14 | Smg Tengah | - | - | - | - |
| 15 | Ngaliyan | 751.00 | 751.00 | 751.00 | 751.00 |
| 16 | Tugu | - | - | - | - |
| Jumlah | | 1,535.83 | 1,535.83 | 1,535.83 | 1,535.83 |

Lanjutan Tabel 3....

| No | Kecamatan | Sementara tidak diusahakan *) (Ha) | | | |
|---------------|---------------|------------------------------------|--------------|--------------|--------------|
| | | 2018 | 2019 | 2020 | 2021 |
| 1 | Mijen | - | - | - | - |
| 2 | Gunung Pati | - | - | - | - |
| 3 | Banyumanik | - | - | - | - |
| 4 | Gajah Mungkur | - | - | - | - |
| 5 | Candisari | 11.21 | 17.21 | 11.21 | 11.21 |
| 6 | Tembalang | 76.00 | 40.00 | 40.00 | 40 |
| 7 | Pedurungan | - | - | - | - |
| 8 | Genuk | - | - | - | - |
| 9 | Gayamsari | 3.50 | 3.50 | 3.50 | 3.5 |
| 10 | Smg Timur | - | - | - | - |
| 11 | Smg Barat | 8.00 | 8.00 | 8.00 | 8 |
| 12 | Smg Utara | - | - | - | - |
| 13 | Smg Selatan | - | - | - | - |
| 14 | Smg Tengah | 5.44 | 5.44 | 5.44 | 5.44 |
| 15 | Ngaliyan | - | - | - | - |
| 16 | Tugu | - | - | - | 7 |
| Jumlah | | 104.15 | 74.15 | 68.15 | 75.15 |

Lanjutan Tabel 3....

| No | Kecamatan | Lainnya (tambak, kolam, empang, dll) (Ha) | | | |
|---------------|---------------|---|-----------------|-----------------|-----------------|
| | | 2018 | 2019 | 2020 | 2021 |
| 1 | Mijen | 193.80 | 193.80 | 193.80 | 193.80 |
| 2 | Gunung Pati | - | - | - | - |
| 3 | Banyumanik | 166.13 | 166.126 | 166.126 | 166.130 |
| 4 | Gajah Mungkur | - | - | - | - |
| 5 | Candisari | 18.42 | 5.72 | 13.72 | 13.72 |
| 6 | Tembalang | 15.00 | 10.00 | 10.00 | 25.00 |
| 7 | Pedurungan | 1,507.00 | 1,507.00 | 1,507.00 | 1,507.00 |
| 8 | Genuk | 20.00 | 20.00 | 20.00 | 20.00 |
| 9 | Gayamsari | 41.55 | 41.55 | 41.55 | 41.55 |
| 10 | Smg Timur | 35.55 | 35.55 | 35.55 | 35.55 |
| 11 | Smg Barat | 29.91 | 29.91 | 29.91 | 29.91 |
| 12 | Smg Utara | 50.21 | 47.50 | 47.50 | 47.50 |
| 13 | Smg Selatan | - | - | - | - |
| 14 | Smg Tengah | 322.55 | 322.55 | 322.55 | 322.55 |
| 15 | Ngaliyan | - | - | - | - |
| 16 | Tugu | 1,444.98 | 1,451.98 | 1,451.98 | 1,484.98 |
| Jumlah | | 3,845.10 | 3,831.68 | 3,839.69 | 3,887.69 |

Lanjutan Tabel 3....

| No | Kecamatan | Lahan Bukan Pertanian (jalan, pemukiman, perkantoran, sungai, dll) **) (Ha) | | | |
|---------------|---------------|---|------------------|------------------|------------------|
| | | 2018 | 2019 | 2020 | 2021 |
| 1 | Mijen | 1,714.35 | 1,716.14 | 1,716.14 | 1,716.14 |
| 2 | Gunung Pati | 1,439.43 | 1,439.43 | 1,439.43 | 1,439.43 |
| 3 | Banyumanik | 1,155.18 | 1155.184 | 1155.184 | 1196.930 |
| 4 | Gajah Mungkur | 745.91 | 745.91 | 745.91 | 745.91 |
| 5 | Candisari | 509.38 | 509.38 | 509.38 | 509.38 |
| 6 | Tembalang | 3,114.04 | 3,153.04 | 3,153.04 | 3,302.04 |
| 7 | Pedurungan | 118.67 | 118.67 | 122.67 | 122.67 |
| 8 | Genuk | 2,452.41 | 2,477.41 | 2,477.41 | 2,477.41 |
| 9 | Gayamsari | 450.98 | 450.98 | 450.98 | 450.98 |
| 10 | Smg Timur | 733.27 | 733.27 | 733.27 | 733.27 |
| 11 | Smg Barat | 2,018.58 | 2,018.58 | 2,018.58 | 2,018.58 |
| 12 | Smg Utara | 1,069.72 | 1,074.32 | 1,074.32 | 1,074.32 |
| 13 | Smg Selatan | 848.05 | 848.05 | 848.05 | - |
| 14 | Smg Tengah | 271.53 | 271.53 | 271.53 | 271.53 |
| 15 | Ngaliyan | 1,126.00 | 1,126.33 | 1,126.33 | 1,126.33 |
| 16 | Tugu | 766.06 | 767.06 | 771.06 | 819.06 |
| Jumlah | | 18,533.56 | 18,605.28 | 18,613.28 | 18,852.03 |

Lanjutan Tabel 3

| No | Kecamatan | Jumlah (Ha) | | | |
|---------------|---------------|------------------|------------------|------------------|------------------|
| | | 2018 | 2019 | 2020 | 2021 |
| 1 | Mijen | 6,215.24 | 6,215.24 | 6,215.24 | 6,215.24 |
| 2 | Gunung Pati | 5,399.08 | 5,399.08 | 5,399.08 | 5,399.08 |
| 3 | Banyumanik | 2,513.06 | 2,513.06 | 2,513.06 | 2,513.06 |
| 4 | Gajah Mungkur | 764.98 | 764.98 | 764.98 | 764.98 |
| 5 | Candisari | 555.51 | 555.51 | 555.51 | 555.51 |
| 6 | Tembalang | 4,420.04 | 4,420.04 | 4,420.04 | 4,420.04 |
| 7 | Pedurungan | 2,072.00 | 2,072.00 | 2,072.00 | 2,072.00 |
| 8 | Genuk | 2,738.44 | 2,738.44 | 2,738.44 | 2,738.44 |
| 9 | Gayamsari | 518.23 | 518.23 | 518.23 | 518.23 |
| 10 | Smg Timur | 770.25 | 770.25 | 770.25 | 770.25 |
| 11 | Smg Barat | 2,386.58 | 2,386.58 | 2,386.58 | 2,386.58 |
| 12 | Smg Utara | 1,133.27 | 1,133.27 | 1,133.27 | 1,133.27 |
| 13 | Smg Selatan | 848.05 | 848.05 | 848.05 | 848.05 |
| 14 | Smg Tengah | 605.00 | 604.99 | 605.00 | 604.99 |
| 15 | Ngaliyan | 3,301.33 | 3,301.33 | 3,301.33 | 3,301.33 |
| 16 | Tugu | 3,129.34 | 3,129.34 | 3,129.34 | 3,129.34 |
| Jumlah | | 37,370.39 | 37,370.39 | 37,370.39 | 37,370.39 |

Tabel 4. Perkembangan Luas Sawah di Kota Semarang Tahun 2007 – 2021

| No | Tahun | Luas Sawah (Ha) |
|----|-------|-----------------|
| 1 | 2011 | 3.827 |
| 2 | 2012 | 3.827 |
| 3 | 2013 | 3.817 |
| 4 | 2014 | 3.790 |
| 5 | 2015 | 3.707 |
| 6 | 2016 | 3.701 |
| 7 | 2017 | 2.434,02 |
| 8 | 2018 | 2.421,36 |
| 9 | 2019 | 2.396,54 |
| 10 | 2020 | 2.388,54 |
| 11 | 2021 | 2,396.54 |

Tabel 5. Rincian Penggunaan Lahan Sawah di Kota Semarang Tahun 2021

| No | Penggunaan Lahan Sawah | Realisasi Penggunaan Lahan Sawah Dalam Satu Tahun | | | | | Jumlah (Ha) |
|----|------------------------|---|-----------------|---------------|--------------------------|-----------------------|-----------------|
| | | Ditanami Padi (Ha) | | | Tidak ditanami padi (Ha) | | |
| | | Satu Kali | Dua Kali | ≥ Tiga kali | Ditanami tanaman lainnya | Tidak Ditanami apapun | |
| 1 | Irigasi | 23.00 | 582.80 | 424.91 | 1.59 | - | 1,032.30 |
| 2 | Tadah hujan | 152.06 | 963.96 | 48.50 | 30.97 | 3.00 | 1,198.49 |
| 3 | Rawa pasang surut | - | - | - | - | - | - |
| 4 | Rawa lebak | - | - | - | - | - | - |
| | Jumlah | 175.06 | 1,546.76 | 473.41 | 32.56 | 3.00 | 2,230.79 |

Tabel 6. Penggunaan lahan Sawah Irigasi Menurut Kecamatan di Kota Semarang Tahun 2018 – 2021

| No | Kecamatan | Penggunaan Lahan Sawah Irigasi (Ha) | | | |
|---------------|---------------|-------------------------------------|-----------------|-----------------|-----------------|
| | | 2018 | 2019 | 2020 | 2021 |
| 1 | Mijen | 466,79 | 466,00 | 466.00 | 465 |
| 2 | Gunungpati | 121,27 | 121,27 | 121.27 | 114.27 |
| 3 | Banyumanik | 25,00 | 25,00 | 25.00 | 25 |
| 4 | Gajah Mungkur | - | - | - | - |
| 5 | Smg Selatan | - | - | - | - |
| 6 | Candisari | - | - | - | - |
| 7 | Tembalang | - | - | - | - |
| 8 | Pedurungan | - | - | - | - |
| 9 | Genuk | 49,03 | 34,00 | 34.00 | 34 |
| 10 | Gayamsari | - | - | - | - |
| 11 | Smg Timur | - | - | - | - |
| 12 | Smg Utara | - | - | - | - |
| 13 | Smg Tengah | - | - | - | - |
| 14 | Smg Barat | 26,00 | 26,00 | 26.09 | 25.09 |
| 15 | Tugu | 202,00 | 200,00 | 200.00 | 195 |
| 16 | Ngaliyan | 173,94 | 173,94 | 173.94 | 173.94 |
| Jumlah | | 1.064,03 | 1.046,21 | 1,046.30 | 1,032.30 |

Tabel 7. Penggunaan Lahan Sawah Irigasi Yang Ditanami Padi 1x Menurut Kecamatan di Kota Semarang Tahun 2018 – 2021

| No | Kecamatan | Ditanami padi 1 X per tahun (Ha) | | | |
|---------------|---------------|----------------------------------|----------|--------------|--------------|
| | | 2018 | 2019 | 2020 | 2021 |
| 1 | Mijen | | - | 55.00 | - |
| 2 | Gunungpati | | - | - | - |
| 3 | Banyumanik | | - | - | 14.00 |
| 4 | Gajah Mungkur | - | - | - | - |
| 5 | Smg Selatan | - | - | - | - |
| 6 | Candisari | - | - | - | - |
| 7 | Tembalang | - | - | - | - |
| 8 | Pedurungan | - | - | - | - |
| 9 | Genuk | 15,00 | - | - | - |
| 10 | Gayamsari | - | - | - | - |
| 11 | Smg Timur | - | - | - | - |
| 12 | Smg Utara | - | - | - | - |
| 13 | Smg Tengah | - | - | - | - |
| 14 | Smg Barat | | - | - | 9.00 |
| 15 | Tugu | - | - | - | - |
| 16 | Ngaliyan | | - | - | - |
| Jumlah | | 15,00 | - | 55.00 | 23.00 |

Tabel 8. Penggunaan Lahan Sawah Irigasi Yang Ditanami Padi 2x Menurut Kecamatan di Kota Semarang Tahun 2018 – 2021

| No | Kecamatan | Ditanami padi 2 X per tahun (Ha) | | | |
|---------------|---------------|----------------------------------|---------------|---------------|---------------|
| | | 2018 | 2019 | 2020 | 2021 |
| 1 | Mijen | 215,10 | 253,00 | 316.00 | 215.00 |
| 2 | Gunungpati | - | - | - | - |
| 3 | Banyumanik | 25,00 | 25,00 | 12.00 | 9.00 |
| 4 | Gajah Mungkur | - | - | - | - |
| 5 | Smg Selatan | - | - | - | - |
| 6 | Candisari | - | - | - | - |
| 7 | Tembalang | - | - | - | - |
| 8 | Pedurungan | - | - | - | - |
| 9 | Genuk | 34,03 | 34,00 | 15.00 | 15.00 |
| 10 | Gayamsari | - | - | - | - |
| 11 | Smg Timur | - | - | - | - |
| 12 | Smg Utara | - | - | - | - |
| 13 | Smg Tengah | - | - | - | - |
| 14 | Smg Barat | 8,00 | 26,00 | 1.00 | 10.00 |
| 15 | Tugu | 202,00 | 200,00 | 10.00 | 180.00 |
| 16 | Ngaliyan | | 100,80 | 90.80 | 153.80 |
| Jumlah | | 484,13 | 638,80 | 444.80 | 582.80 |

Tabel 9. Penggunaan Lahan Sawah Irigasi Yang Ditanami Padi 3x Menurut Kecamatan di Kota Semarang Tahun 2018 – 2021

| No | Kecamatan | Ditanami padi 3X per tahun (Ha) | | | |
|---------------|---------------|---------------------------------|---------------|---------------|---------------|
| | | 2018 | 2019 | 2020 | 2021 |
| 1 | Mijen | 251,69 | 213,00 | 60.00 | 250.00 |
| 2 | Gunungpati | 121,27 | 121,27 | 121.27 | 114.27 |
| 3 | Banyumanik | - | - | 13.00 | 2.00 |
| 4 | Gajah Mungkur | - | - | - | - |
| 5 | Smg Selatan | - | - | - | - |
| 6 | Candisari | - | - | - | - |
| 7 | Tembalang | - | - | - | - |
| 8 | Pedurungan | - | - | - | - |
| 9 | Genuk | - | - | 19.00 | 19.00 |
| 10 | Gayamsari | - | - | - | - |
| 11 | Smg Timur | - | - | - | - |
| 12 | Smg Utara | - | - | - | - |
| 13 | Smg Tengah | - | - | - | - |
| 14 | Smg Barat | 18,00 | - | 23.50 | 4.50 |
| 15 | Tugu | - | - | 190.00 | 15.00 |
| 16 | Ngaliyan | 173,94 | 73,14 | 83.14 | 20.14 |
| Jumlah | | 564,90 | 407,41 | 509.91 | 424.91 |

Tabel 10. Penggunaan Lahan Sawah Irigasi Yang Tidak Ditanami Padi Tapi Ditanami Tanaman Lainnya Menurut Kecamatan di Kota Semarang Tahun 2018 – 2021

| No | Kecamatan | Tidak Ditanami padi | | | |
|---------------|---------------|-------------------------------|------|--------------|-------------|
| | | Ditanami tanaman lainnya (Ha) | | | |
| | | 2018 | 2019 | 2020 | 2021 |
| 1 | Mijen | - | - | 35.00 | - |
| 2 | Gunungpati | - | - | - | - |
| 3 | Banyumanik | - | - | - | - |
| 4 | Gajah Mungkur | - | - | - | - |
| 5 | Smg Selatan | - | - | - | - |
| 6 | Candisari | - | - | - | - |
| 7 | Tembalang | - | - | - | - |
| 8 | Pedurungan | - | - | - | - |
| 9 | Genuk | - | - | - | - |
| 10 | Gayamsari | - | - | - | - |
| 11 | Smg Timur | - | - | - | - |
| 12 | Smg Utara | - | - | - | - |
| 13 | Smg Tengah | - | - | - | - |
| 14 | Smg Barat | - | - | 1.59 | 1.59 |
| 15 | Tugu | - | - | - | - |
| 16 | Ngaliyan | - | - | - | - |
| Jumlah | | - | - | 36.59 | 1.59 |

Tabel 11. Penggunaan Lahan Sawah Irigasi Yang Tidak Ditanami Padi Dan Tidak Menurut Kecamatan di Kota Semarang Tahun 2018 – 2021

| No | Kecamatan | Tidak Ditanami padi | | | |
|---------------|---------------|------------------------------|------|------|------|
| | | Ditanami tanaman apapun (Ha) | | | |
| | | 2018 | 2019 | 2020 | 2021 |
| 1 | Mijen | - | - | - | - |
| 2 | Gunungpati | - | - | - | - |
| 3 | Banyumanik | - | - | - | - |
| 4 | Gajah Mungkur | - | - | - | - |
| 5 | Smg Selatan | - | - | - | - |
| 6 | Candisari | - | - | - | - |
| 7 | Tembalang | - | - | - | - |
| 8 | Pedurungan | - | - | - | - |
| 9 | Genuk | - | - | - | - |
| 10 | Gayamsari | - | - | - | - |
| 11 | Smg Timur | - | - | - | - |
| 12 | Smg Utara | - | - | - | - |
| 13 | Smg Tengah | - | - | - | - |
| 14 | Smg Barat | - | - | - | - |
| 15 | Tugu | - | - | - | - |
| 16 | Ngaliyan | - | - | - | - |
| Jumlah | | - | - | - | - |

Tabel 12. Penggunaan Lahan Sawah Tadah Hujan Menurut Kecamatan di Kota Semarang Tahun 2018 - 2021

| No | Kecamatan | Penggunaan Lahan Sawah Tadah Hujan (Ha) | | | |
|---------------|---------------|---|-----------------|-----------------|-----------------|
| | | 2018 | 2019 | 2020 | 2021 |
| 1 | Mijen | 304,00 | 303,00 | 303.00 | 303 |
| 2 | Gunungpati | 359,61 | 359,61 | 359.61 | 366.61 |
| 3 | Banyumanik | 16,75 | 16,75 | 16.75 | 16 |
| 4 | Gajah Mungkur | - | - | - | - |
| 5 | Smg Selatan | - | - | - | - |
| 6 | Candisari | - | - | - | - |
| 7 | Tembalang | 427,00 | 427,00 | 427.00 | 278 |
| 8 | Pedurungan | 54,33 | 54,33 | 50.33 | 50.33 |
| 9 | Genuk | 5,00 | 5,00 | 5.00 | 5 |
| 10 | Gayamsari | - | - | - | - |
| 11 | Smg Timur | - | - | - | - |
| 12 | Smg Utara | - | - | - | - |
| 13 | Smg Tengah | - | - | - | - |
| 14 | Smg Barat | 20,09 | 20,09 | 20.00 | 21 |
| 15 | Tugu | 170,55 | 164,55 | 160.55 | 158.55 |
| 16 | Ngaliyan | - | - | - | - |
| Jumlah | | 1.357,33 | 1.350,33 | 1,342.24 | 1,198.49 |

Tabel 13. Penggunaan Lahan Sawah Tadah Hujan Yang Ditanami Padi 1 x Menurut Kecamatan di Kota Semarang Tahun 2018 - 2021

| No | Kecamatan | Ditanami padi 1 X per tahun (Ha) | | | |
|---------------|---------------|----------------------------------|---------------|--------------|---------------|
| | | 2018 | 2019 | 2020 | 2021 |
| 1 | Mijen | - | - | - | 3.00 |
| 2 | Gunungpati | 130,03 | 91,03 | 21.03 | 123.06 |
| 3 | Banyumanik | - | 10,00 | 12.75 | - |
| 4 | Gajah Mungkur | - | - | - | - |
| 5 | Smg Selatan | - | - | - | - |
| 6 | Candisari | - | - | - | - |
| 7 | Tembalang | 150,00 | - | - | - |
| 8 | Pedurungan | 2,53 | 20,53 | - | - |
| 9 | Genuk | - | 3,00 | - | - |
| 10 | Gayamsari | - | - | - | - |
| 11 | Smg Timur | - | - | - | - |
| 12 | Smg Utara | - | - | - | - |
| 13 | Smg Tengah | - | - | - | - |
| 14 | Smg Barat | - | 1,90 | - | 4.00 |
| 15 | Tugu | 14,00 | - | - | 22.00 |
| 16 | Ngaliyan | - | - | - | - |
| Jumlah | | 296,56 | 126,46 | 33.78 | 152.06 |

Tabel 14. Penggunaan Lahan Sawah Tadah Hujan Yang Ditanami Padi 2x Menurut Kecamatan di Kota Semarang Tahun 2018 – 2021

| No | Kecamatan | Ditanami padi 2 X per tahun (Ha) | | | |
|---------------|---------------|----------------------------------|-----------------|-----------------|---------------|
| | | 2018 | 2019 | 2020 | 2021 |
| 1 | Mijen | 304,00 | 302,00 | 303.00 | 287.00 |
| 2 | Gunungpati | 229,58 | 234,58 | 318.58 | 222.58 |
| 3 | Banyumanik | 16,75 | 6,75 | 4.00 | 14.00 |
| 4 | Gajah Mungkur | - | - | - | - |
| 5 | Smg Selatan | - | - | - | - |
| 6 | Candisari | - | - | - | - |
| 7 | Tembalang | 247,00 | 380,00 | 344.00 | 241.00 |
| 8 | Pedurungan | 51,80 | 33,80 | 34.33 | 48.33 |
| 9 | Genuk | 5,00 | 2,00 | 5.00 | 5.00 |
| 10 | Gayamsari | - | - | - | - |
| 11 | Smg Timur | - | - | - | - |
| 12 | Smg Utara | - | - | - | - |
| 13 | Smg Tengah | - | - | - | - |
| 14 | Smg Barat | 20,09 | 18,19 | 6.50 | 9.50 |
| 15 | Tugu | 156,55 | 164,55 | 160.55 | 136.55 |
| 16 | Ngaliyan | - | - | - | - |
| Jumlah | | 1.030,77 | 1.141,87 | 1,175.96 | 963.96 |

Tabel 15. Penggunaan Lahan Sawah Tadah Hujan Yang Ditanami Padi 3 x Menurut Kecamatan di Kota Semarang Tahun 2018 - 2021

| No | Kecamatan | Ditanami padi 3X per tahun (Ha) | | | |
|---------------|---------------|---------------------------------|--------------|---------------|--------------|
| | | 2018 | 2019 | 2020 | 2021 |
| 1 | Mijen | - | - | - | - |
| 2 | Gunungpati | - | 14,00 | - | - |
| 3 | Banyumanik | - | - | - | 2.00 |
| 4 | Gajah Mungkur | - | - | - | - |
| 5 | Smg Selatan | - | - | - | - |
| 6 | Candisari | - | - | - | - |
| 7 | Tembalang | 30,00 | 47,00 | 83.00 | 37.00 |
| 8 | Pedurungan | - | - | 16.00 | 2.00 |
| 9 | Genuk | - | - | - | - |
| 10 | Gayamsari | - | - | - | - |
| 11 | Smg Timur | - | - | - | - |
| 12 | Smg Utara | - | - | - | - |
| 13 | Smg Tengah | - | - | - | - |
| 14 | Smg Barat | - | - | 13.50 | 7.50 |
| 15 | Tugu | - | - | - | - |
| 16 | Ngaliyan | - | - | - | - |
| Jumlah | | 30,00 | 61,00 | 112.50 | 48.50 |

Tabel 16. Penggunaan Lahan Sawah Hujan Yang Tidak Ditanami Padi Tapi Ditanami Tanaman Lainnya Menurut Kecamatan di Kota Semarang Tahun 2018 - 2021

| No | Kecamatan | Tidak Ditanami padi | | | |
|---------------|---------------|-------------------------------|--------------|--------------|--------------|
| | | Ditanami tanaman lainnya (Ha) | | | |
| | | 2018 | 2019 | 2020 | 2021 |
| 1 | Mijen | - | 1,00 | - | 10.00 |
| 2 | Gunungpati | - | 20,00 | 20.00 | 20.97 |
| 3 | Banyumanik | - | - | - | - |
| 4 | Gajah Mungkur | - | - | - | - |
| 5 | Smg Selatan | - | - | - | - |
| 6 | Candisari | - | - | - | - |
| 7 | Tembalang | - | - | - | - |
| 8 | Pedurungan | - | - | - | - |
| 9 | Genuk | - | - | - | - |
| 10 | Gayamsari | - | - | - | - |
| 11 | Smg Timur | - | - | - | - |
| 12 | Smg Utara | - | - | - | - |
| 13 | Smg Tengah | - | - | - | - |
| 14 | Smg Barat | - | - | - | - |
| 15 | Tugu | - | - | - | - |
| 16 | Ngaliyan | - | - | - | - |
| Jumlah | | - | 21,00 | 20.00 | 30.97 |

Tabel 17. Penggunaan Lahan Sawah Hujan Yang Tidak Ditanami Padi Dan Tidak Ditanami Tanaman Apapun Menurut Kecamatan Di Kota Semarang Tahun 2018 – 2021

| No | Kecamatan | Tidak Ditanami padi | | | |
|---------------|---------------|------------------------------|------|------|-------------|
| | | Ditanami tanaman apapun (Ha) | | | |
| | | 2018 | 2019 | 2020 | 2021 |
| 1 | Mijen | - | - | - | 3.00 |
| 2 | Gunungpati | - | - | - | - |
| 3 | Banyumanik | - | - | - | - |
| 4 | Gajah Mungkur | - | - | - | - |
| 5 | Smg Selatan | - | - | - | - |
| 6 | Candisari | - | - | - | - |
| 7 | Tembalang | - | - | - | - |
| 8 | Pedurungan | - | - | - | - |
| 9 | Genuk | - | - | - | - |
| 10 | Gayamsari | - | - | - | - |
| 11 | Smg Timur | - | - | - | - |
| 12 | Smg Utara | - | - | - | - |
| 13 | Smg Tengah | - | - | - | - |
| 14 | Smg Barat | - | - | - | - |
| 15 | Tugu | - | - | - | - |
| 16 | Ngaliyan | - | - | - | - |
| Jumlah | | - | - | - | 3.00 |

**Sub Sektor
Tanaman Pangan**

BAB
Chapter
04



Tabel 18. Luas Panen Padi dan Palawija di Kota Semarang Tahun 2018 – 2021

| No | Komoditas | Luas Panen (Ha) | | | |
|----|--------------|-----------------|-------|-------|-------|
| | | 2018 | 2019 | 2020 | 2021 |
| 1 | Padi sawah | 5,346 | 5,370 | 4,877 | 4,646 |
| 2 | Padi Gogo | - | - | - | - |
| 3 | Jagung | 534.5 | 301.5 | 300.0 | 364.5 |
| 4 | Ubi Kayu | 176.0 | 109 | 72 | 76 |
| 5 | Ubi Jalar | 2.0 | 8 | 2 | 18 |
| 6 | Kacang Tanah | 46.0 | 56 | 37 | 25 |
| 7 | Kacang Hijau | 6.0 | - | 6 | - |
| 8 | Kedelai | - | - | 4 | - |

Tabel 19. Produksi Padi dan Palawija di Kota Semarang Tahun 2018 – 2021

| No | Komoditas | Produksi (ton) | | | |
|----|--------------|----------------|-----------|-----------|-----------|
| | | 2018 | 2019 | 2020 | 2021 |
| 1 | Padi sawah | 33,252.1 | 33,826.44 | 30,968.95 | 31,399.59 |
| 2 | Padi Gogo | - | - | - | - |
| 3 | Jagung | 3,639.9 | 2,062.26 | 2,058.00 | 2,233.66 |
| 4 | Ubi Kayu | 2,872.3 | 1,781.06 | 1,213.92 | 1,033.00 |
| 5 | Ubi Jalar | 13.0 | 76.48 | 18.76 | 123 |
| 6 | Kacang Tanah | 124.3 | 152.32 | 102.12 | 54.3 |
| 7 | Kacang Hijau | 1.8 | - | 6.80 | - |
| 8 | Kedelai | - | - | 7.76 | - |

Keterangan :

Wujud Produksi :

- ❖ *Padi, dalam wujud Gabah Kering Giling (GKG)*
- ❖ *Jagung dalam wujud pipilan kering*
- ❖ *Ubi Kayu, dalam wujud umbi basah dengan kulit*
- ❖ *Ubi Jalar dalam wujud umbi basah*
- ❖ *Kacang Tanah dalam wujud polong kering*
- ❖ *Kacang Hijau, dalam wujud biji kering*
- ❖ *Kedelai dalam wujud biji kering*

Tabel 20. Luas Panen Padi Sawah Menurut Kecamatan di Kota Semarang Tahun 2018 – 2021

| No | Kecamatan | Luas Panen (Ha) | | | |
|---------------|---------------|-----------------|--------------|--------------|--------------|
| | | 2018 | 2019 | 2020 | 2021 |
| 1. | Mijen | 2.069 | 1.799 | 1.501 | 1,582 |
| 2. | Gunungpati | 1.009 | 1.065 | 911 | 887 |
| 3. | Banyumanik | 92 | 57 | 80 | 73 |
| 4. | Gajah Mungkur | - | - | - | - |
| 5. | Smg Selatan | - | - | - | - |
| 6. | Candisari | - | - | - | - |
| 7. | Tembalang | 800 | 1.003 | 859 | 724 |
| 8. | Pedurungan | 87 | 106 | 116 | 101 |
| 9. | Genuk | 109 | 67 | 77 | 81 |
| 10. | Gayamsari | 4 | - | - | - |
| 11. | Smg Timur | - | - | - | - |
| 12. | Smg Utara | - | - | - | - |
| 13. | Smg Tengah | - | - | - | - |
| 14. | Smg Barat | 69 | 81 | 85 | 108 |
| 15. | Ngaliyan | 465 | 761 | 444 | 685 |
| 16. | Tugu | 642 | 431 | 804 | 405 |
| Jumlah | | 5.346 | 5.370 | 4.877 | 4,646 |

Tabel 21. Produksi Padi Sawah Menurut Kecamatan di Kota Semarang Tahun 2018 - 2021

| No | Kecamatan | Produksi (Ton) | | | |
|---------------|---------------|-----------------|------------------|------------------|------------------|
| | | 2018 | 2019 | 2020 | 2021 |
| 1. | Mijen | 12.145 | 10.632,09 | 9.417,52 | 10,700.26 |
| 2. | Gunungpati | 6.296,2 | 6.688,20 | 5.732,75 | 5,893.35 |
| 3. | Banyumanik | 608,1 | 377,34 | 499,37 | 460.01 |
| 4. | Gajah Mungkur | - | - | - | - |
| 5. | Smg Selatan | - | - | - | - |
| 6. | Candisari | - | - | - | - |
| 7. | Tembalang | 5.088,0 | 6.419,20 | 5.691,74 | 5,041.76 |
| 8. | Pedurungan | 525,5 | 641,30 | 726,51 | 633.51 |
| 9. | Genuk | 737,9 | 442,20 | 489,05 | 509.84 |
| 10. | Gayamsari | 27,0 | - | - | - |
| 11. | Smg Timur | - | - | - | - |
| 12. | Smg Utara | - | - | - | - |
| 13. | Smg Tengah | - | - | - | - |
| 14. | Smg Barat | 452,0 | 534,60 | 531,88 | 724.21 |
| 15. | Ngaliyan | 3.096,9 | 5.212,43 | 5.107,59 | 4,706.67 |
| 16. | Tugu | 4.275,7 | 2.879,08 | 2.772,54 | 2,729.98 |
| Jumlah | | 33.252,1 | 33.826,44 | 30.968.95 | 31,399.59 |

Tabel 22. Luas Panen Padi Ladang Menurut Kecamatan di Kota Semarang Tahun 2018 – 2021

| No | Kecamatan | Luas Panen (Ha) | | | |
|---------------|---------------|-----------------|------|------|------|
| | | 2018 | 2019 | 2020 | 2021 |
| 1. | Mijen | - | - | - | - |
| 2. | Gunungpati | - | - | - | - |
| 3. | Banyumanik | - | - | - | - |
| 4. | Gajah Mungkur | - | - | - | - |
| 5. | Smg Selatan | - | - | - | - |
| 6. | Candisari | - | - | - | - |
| 7. | Tembalang | - | - | - | - |
| 8. | Pedurungan | - | - | - | - |
| 9. | Genuk | - | - | - | - |
| 10. | Gayamsari | - | - | - | - |
| 11. | Smg Timur | - | - | - | - |
| 12. | Smg Utara | - | - | - | - |
| 13. | Smg Tengah | - | - | - | - |
| 14. | Smg Barat | - | - | - | - |
| 15. | Ngaliyan | - | - | - | - |
| 16. | Tugu | - | - | - | - |
| Jumlah | | - | - | - | - |

Tabel 23. Produksi Ladang Sawah Menurut Kecamatan di Kota Semarang Tahun 2018 – 2021

| No | Kecamatan | Produksi (Ton) | | | |
|---------------|---------------|----------------|------|------|------|
| | | 2018 | 2019 | 2020 | 2021 |
| 1. | Mijen | - | - | - | - |
| 2. | Gunungpati | - | - | - | - |
| 3. | Banyumanik | - | - | - | - |
| 4. | Gajah Mungkur | - | - | - | - |
| 5. | Smg Selatan | - | - | - | - |
| 6. | Candisari | - | - | - | - |
| 7. | Tembalang | - | - | - | - |
| 8. | Pedurungan | - | - | - | - |
| 9. | Genuk | - | - | - | - |
| 10. | Gayamsari | - | - | - | - |
| 11. | Smg Timur | - | - | - | - |
| 12. | Smg Utara | - | - | - | - |
| 13. | Smg Tengah | - | - | - | - |
| 14. | Smg Barat | - | - | - | - |
| 15. | Ngaliyan | - | - | - | - |
| 16. | Tugu | - | - | - | - |
| Jumlah | | - | - | - | - |

Tabel 24. Luas Panen Jagung Menurut Kecamatan di Kota Semarang Tahun 2018 - 2021

| No | Kecamatan | Luas Panen (Ha) | | | |
|---------------|---------------|-----------------|--------------|------------|--------------|
| | | 2018 | 2019 | 2020 | 2021 |
| 1. | Mijen | 207 | 129 | 32 | 55 |
| 2. | Gunungpati | 29 | 55 | 32 | 34 |
| 3. | Banyumanik | 39 | 10 | 14 | 24 |
| 4. | Gajah Mungkur | - | - | - | - |
| 5. | Smg Selatan | - | - | - | - |
| 6. | Candisari | - | - | - | - |
| 7. | Tembalang | 94 | 80 | 141 | 201 |
| 8. | Pedurungan | - | - | 5 | 2 |
| 9. | Genuk | 25,5 | 4,5 | 2 | 1 |
| 10. | Gayamsari | - | - | - | - |
| 11. | Smg Timur | - | - | - | - |
| 12. | Smg Utara | - | - | - | 3.5 |
| 13. | Smg Tengah | - | - | - | - |
| 14. | Smg Barat | - | - | - | 1 |
| 15. | Ngaliyan | 133 | 14 | 32 | 34 |
| 16. | Tugu | 7 | 9 | 42 | 9 |
| Jumlah | | 534,5 | 288.5 | 300 | 364.5 |

Tabel 25. Produksi Jagung Menurut Kecamatan di Kota Semarang Tahun 2018 – 2021

| No | Kecamatan | Produksi (Ton) | | | |
|---------------|---------------|----------------|-----------------|-----------------|-----------------|
| | | 2018 | 2019 | 2020 | 2021 |
| 1. | Mijen | 1.376,6 | 866,88 | 216.00 | 358.3 |
| 2. | Gunungpati | 257,5 | 437,25 | 231.36 | 226.7 |
| 3. | Banyumanik | 300,7 | 69 | 93.52 | 161.2 |
| 4. | Gajah Mungkur | - | - | - | - |
| 5. | Smg Selatan | - | - | - | - |
| 6. | Candisari | - | - | - | - |
| 7. | Tembalang | 596,9 | 508 | 970.22 | 1,167.43 |
| 8. | Pedurungan | - | - | 33.15 | 12.4 |
| 9. | Genuk | 137,45 | 23,69 | 13.25 | 5.1 |
| 10. | Gayamsari | - | - | - | - |
| 11. | Smg Timur | - | - | - | - |
| 12. | Smg Utara | - | - | - | 11.2 |
| 13. | Smg Tengah | - | - | - | - |
| 14. | Smg Barat | - | - | - | 5.6 |
| 15. | Ngaliyan | 925,7 | 94,08 | 212.80 | 216.75 |
| 16. | Tugu | 45,2 | 63,36 | 287.70 | 68.98 |
| Jumlah | | 3.639,9 | 2.062,26 | 2.058.00 | 2,233.66 |

Tabel 26. Luas Panen Kacang Tanah Menurut Kecamatan di Kota Semarang Tahun 2018 – 2021

| No | Kecamatan | Luas Panen (Ha) | | | |
|---------------|---------------|-----------------|-----------|-----------|-----------|
| | | 2018 | 2019 | 2020 | 2021 |
| 1. | Mijen | 13 | 19 | 5 | 9 |
| 2. | Gunungpati | 27 | 32 | 28 | 14 |
| 3. | Banyumanik | - | - | - | - |
| 4. | Gajah Mungkur | - | - | - | - |
| 5. | Smg Selatan | - | - | - | - |
| 6. | Candisari | - | - | - | - |
| 7. | Tembalang | 3 | 2 | 2 | - |
| 8. | Pedurungan | - | - | - | - |
| 9. | Genuk | - | - | - | - |
| 10. | Gayamsari | - | - | - | - |
| 11. | Smg Timur | - | - | - | - |
| 12. | Smg Utara | - | - | - | - |
| 13. | Smg Tengah | - | - | - | - |
| 14. | Smg Barat | - | - | - | - |
| 15. | Ngaliyan | 3 | 3 | - | - |
| 16. | Tugu | - | - | 2 | 2 |
| Jumlah | | 46 | 56 | 37 | 25 |

Tabel 27. Produksi Kacang Tanah Menurut Kecamatan di Kota Semarang Tahun 2018 – 2021

| No | Kecamatan | Produksi (Ton) | | | |
|---------------|---------------|----------------|---------------|---------------|-------------|
| | | 2018 | 2019 | 2020 | 2021 |
| 1. | Mijen | 22,3 | 28,80 | 11.0 | 7.5 |
| 2. | Gunungpati | 82,4 | 107,46 | 78.1 | 40.8 |
| 3. | Banyumanik | - | - | - | - |
| 4. | Gajah Mungkur | - | - | - | - |
| 5. | Smg Selatan | - | - | - | - |
| 6. | Candisari | - | - | - | - |
| 7. | Tembalang | 9,7 | 5,5 | 6.2 | - |
| 8. | Pedurungan | - | - | - | - |
| 9. | Genuk | - | - | - | - |
| 10. | Gayamsari | - | - | - | - |
| 11. | Smg Timur | - | - | - | - |
| 12. | Smg Utara | - | - | - | - |
| 13. | Smg Tengah | - | - | - | - |
| 14. | Smg Barat | - | - | - | - |
| 15. | Ngaliyan | 9,9 | 10,56 | - | - |
| 16. | Tugu | - | - | 6.8 | 6 |
| Jumlah | | 124,3 | 152,32 | 102.12 | 54.3 |

Tabel 28. Luas Panen Kacang Hijau Menurut Kecamatan di Kota Semarang Tahun 2018 – 2021

| No | Kecamatan | Luas Panen (Ha) | | | |
|---------------|---------------|-----------------|----------|----------|----------|
| | | 2018 | 2019 | 2020 | 2021 |
| 1. | Mijen | - | - | - | - |
| 2. | Gunungpati | - | - | - | - |
| 3. | Banyumanik | - | - | - | - |
| 4. | Gajah Mungkur | - | - | - | - |
| 5. | Smg Selatan | - | - | - | - |
| 6. | Candisari | - | - | - | - |
| 7. | Tembalang | 6 | - | 8 | - |
| 8. | Pedurungan | - | - | - | - |
| 9. | Genuk | - | - | - | - |
| 10. | Gayamsari | - | - | - | - |
| 11. | Smg Timur | - | - | - | - |
| 12. | Smg Utara | - | - | - | - |
| 13. | Smg Tengah | - | - | - | - |
| 14. | Smg Barat | - | - | - | - |
| 15. | Ngaliyan | - | - | - | - |
| 16. | Tugu | - | - | - | - |
| Jumlah | | 6 | - | 8 | - |

Tabel 29. Produksi Kacang Hijau Menurut Kecamatan di Kota Semarang Tahun 2018 – 2021

| No | Kecamatan | Produksi (Ton) | | | |
|---------------|---------------|----------------|----------|------------|----------|
| | | 2018 | 2019 | 2020 | 2021 |
| 1. | Mijen | - | - | - | - |
| 2. | Gunungpati | - | - | - | - |
| 3. | Banyumanik | - | - | - | - |
| 4. | Gajah Mungkur | - | - | - | - |
| 5. | Smg Selatan | - | - | - | - |
| 6. | Candisari | - | - | - | - |
| 7. | Tembalang | 1,8 | - | 6.8 | - |
| 8. | Pedurungan | - | - | - | - |
| 9. | Genuk | - | - | - | - |
| 10. | Gayamsari | - | - | - | - |
| 11. | Smg Timur | - | - | - | - |
| 12. | Smg Utara | - | - | - | - |
| 13. | Smg Tengah | - | - | - | - |
| 14. | Smg Barat | - | - | - | - |
| 15. | Ngaliyan | - | - | - | - |
| 16. | Tugu | - | - | - | - |
| Jumlah | | 1,8 | - | 6.8 | - |

Tabel 30. Luas Panen Ubi Kayu Menurut Kecamatan di Kota Semarang Tahun 2018 – 2021

| No | Kecamatan | Luas Panen (Ha) | | | |
|---------------|---------------|-----------------|------------|-----------|-----------|
| | | 2018 | 2019 | 2020 | 2021 |
| 1. | Mijen | 98 | 64 | 40 | 35 |
| 2. | Gunungpati | 42 | 30 | 23 | 25 |
| 3. | Banyumanik | 9 | 6 | 6 | 8 |
| 4. | Gajah Mungkur | - | - | - | - |
| 5. | Smg Selatan | - | - | - | - |
| 6. | Candisari | - | - | - | - |
| 7. | Tembalang | 7 | 8 | 3 | 8 |
| 8. | Pedurungan | - | - | - | - |
| 9. | Genuk | - | - | - | - |
| 10. | Gayamsari | - | - | - | - |
| 11. | Smg Timur | - | - | - | - |
| 12. | Smg Utara | - | - | - | - |
| 13. | Smg Tengah | - | - | - | - |
| 14. | Smg Barat | - | - | - | - |
| 15. | Ngaliyan | 16 | 1 | - | - |
| 16. | Tugu | 4 | - | - | - |
| Jumlah | | 176 | 109 | 72 | 76 |

Tabel 31. Produksi Ubi Kayu Menurut Kecamatan di Kota Semarang Tahun 2018 – 2021

| No | Kecamatan | Produksi (Ton) | | | |
|---------------|---------------|-----------------|-----------------|-----------------|--------------|
| | | 2018 | 2019 | 2020 | 2021 |
| 1. | Mijen | 1.693,3 | 1070,08 | 746.4 | 465 |
| 2. | Gunungpati | 657,9 | 441 | 327.06 | 352 |
| 3. | Banyumanik | 135,0 | 85,62 | 83.46 | 112 |
| 4. | Gajah Mungkur | - | - | - | - |
| 5. | Smg Selatan | - | - | - | - |
| 6. | Candisari | - | - | - | - |
| 7. | Tembalang | 173,1 | 173,76 | 57 | 104 |
| 8. | Pedurungan | - | - | - | - |
| 9. | Genuk | - | - | - | - |
| 10. | Gayamsari | - | - | - | - |
| 11. | Smg Timur | - | - | - | - |
| 12. | Smg Utara | - | - | - | - |
| 13. | Smg Tengah | - | - | - | - |
| 14. | Smg Barat | - | - | - | - |
| 15. | Ngaliyan | 170,1 | 10,60 | - | - |
| 16. | Tugu | 42,8 | - | - | - |
| Jumlah | | 2.872,22 | 1.781,06 | 1.213.92 | 1,033 |

Tabel 32. Luas Panen Ubi Jalar Menurut Kecamatan di Kota Semarang Tahun 2018 – 2021

| No | Kecamatan | Luas Panen (Ha) | | | |
|---------------|---------------|-----------------|----------|----------|-----------|
| | | 2018 | 2019 | 2020 | 2021 |
| 1. | Mijen | - | - | - | - |
| 2. | Gunungpati | - | - | - | - |
| 3. | Banyumanik | - | - | - | - |
| 4. | Gajah Mungkur | - | - | - | - |
| 5. | Smg Selatan | - | - | - | - |
| 6. | Candisari | - | - | - | - |
| 7. | Tembalang | - | - | - | - |
| 8. | Pedurungan | - | - | - | - |
| 9. | Genuk | - | - | - | - |
| 10. | Gayamsari | - | - | - | - |
| 11. | Smg Timur | - | - | - | - |
| 12. | Smg Utara | 2 | 1 | 1 | 18 |
| 13. | Smg Tengah | - | 7 | 1 | - |
| 14. | Smg Barat | - | - | - | - |
| 15. | Ngaliyan | - | - | - | - |
| 16. | Tugu | - | - | - | - |
| Jumlah | | 2 | 8 | 2 | 18 |

Tabel 33. Produksi Ubi Jalar Menurut Kecamatan di Kota Semarang Tahun 2018 – 2021

| No | Kecamatan | Produksi (Ton) | | | |
|---------------|---------------|----------------|--------------|--------------|------------|
| | | 2018 | 2019 | 2020 | 2021 |
| 1. | Mijen | 13 | 6,5 | 6.64 | 123 |
| 2. | Gunungpati | - | 69,98 | 12.12 | - |
| 3. | Banyumanik | - | - | - | - |
| 4. | Gajah Mungkur | - | - | - | - |
| 5. | Smg Selatan | - | - | - | - |
| 6. | Candisari | - | - | - | - |
| 7. | Tembalang | - | - | - | - |
| 8. | Pedurungan | - | - | - | - |
| 9. | Genuk | - | - | - | - |
| 10. | Gayamsari | - | - | - | - |
| 11. | Smg Timur | - | - | - | - |
| 12. | Smg Utara | - | - | - | - |
| 13. | Smg Tengah | - | - | - | - |
| 14. | Smg Barat | - | - | - | - |
| 15. | Ngaliyan | - | - | - | - |
| 16. | Tugu | - | - | - | - |
| Jumlah | | 13 | 76,48 | 18.76 | 123 |

Tabel 34. Luas Panen Kedelai Menurut Kecamatan di Kota Semarang Tahun 2018 – 2021

| No | Kecamatan | Luas Panen (Ha) | | | |
|---------------|---------------|-----------------|------|----------|------|
| | | 2018 | 2019 | 2020 | 2021 |
| 1. | Mijen | - | - | 4 | - |
| 2. | Gunungpati | - | - | - | - |
| 3. | Banyumanik | - | - | - | - |
| 4. | Gajah Mungkur | - | - | - | - |
| 5. | Smg Selatan | - | - | - | - |
| 6. | Candisari | - | - | - | - |
| 7. | Tembalang | - | - | - | - |
| 8. | Pedurungan | - | - | - | - |
| 9. | Genuk | - | - | - | - |
| 10. | Gayamsari | - | - | - | - |
| 11. | Smg Timur | - | - | - | - |
| 12. | Smg Utara | - | - | - | - |
| 13. | Smg Tengah | - | - | - | - |
| 14. | Smg Barat | - | - | - | - |
| 15. | Ngaliyan | - | - | - | - |
| 16. | Tugu | - | - | - | - |
| Jumlah | | - | - | 4 | - |

Tabel 35. Produksi Kedelai Menurut Kecamatan di Kota Semarang Tahun 2018 – 2021

| No | Kecamatan | Produksi (Ton) | | | |
|---------------|---------------|----------------|------|-------------|------|
| | | 2018 | 2019 | 2020 | 2021 |
| 1. | Mijen | - | - | 7.76 | - |
| 2. | Gunungpati | - | - | - | - |
| 3. | Banyumanik | - | - | - | - |
| 4. | Gajah Mungkur | - | - | - | - |
| 5. | Smg Selatan | - | - | - | - |
| 6. | Candisari | - | - | - | - |
| 7. | Tembalang | - | - | - | - |
| 8. | Pedurungan | - | - | - | - |
| 9. | Genuk | - | - | - | - |
| 10. | Gayamsari | - | - | - | - |
| 11. | Smg Timur | - | - | - | - |
| 12. | Smg Utara | - | - | - | - |
| 13. | Smg Tengah | - | - | - | - |
| 14. | Smg Barat | - | - | - | - |
| 15. | Ngaliyan | - | - | - | - |
| 16. | Tugu | - | - | - | - |
| Jumlah | | - | - | 7.76 | - |

Tabel 36. Data Perbenihan Padi Menurut Kecamatan di Kota Semarang Tahun 2021

| No | Kecamatan | Benih Padi Hibrida | Benih Padi Unggul/Inbrida | | Benih Padi Konvensional | |
|---------------|---------------|---------------------------------|---------------------------------|---------------------------------------|---------------------------------|---------------------------------------|
| | | Penggunaan Benih Berlabel (Ton) | Penggunaan Benih Berlabel (Ton) | Penggunaan Benih Tidak Berlabel (Ton) | Penggunaan Benih Berlabel (Ton) | Penggunaan Benih Tidak Berlabel (Ton) |
| 1. | Mijen | - | 39 | 20 | - | - |
| 2. | Gunungpati | - | 20.57 | 2.20 | - | - |
| 3. | Banyumanik | - | 1.78 | - | - | - |
| 4. | Gajah Mungkur | - | - | - | - | - |
| 5. | Smg Selatan | - | - | - | - | - |
| 6. | Candisari | - | - | - | - | - |
| 7. | Tembalang | - | 30 | 3 | - | - |
| 8. | Pedurungan | - | 3.775 | 1 | - | - |
| 9. | Genuk | - | 2.425 | 0.26 | - | - |
| 10. | Gayamsari | - | - | - | - | - |
| 11. | Smg Timur | - | - | - | - | - |
| 12. | Smg Utara | - | - | - | - | - |
| 13. | Smg Tengah | - | - | - | - | - |
| 14. | Smg Barat | - | 2.8 | 0.73 | - | - |
| 15. | Tugu | - | 3.1 | 3 | - | - |
| 16. | Ngaliyan | - | 9.6 | - | - | - |
| Jumlah | | - | 113.05 | 30.19 | - | - |

Tabel 37. Data Perbenihan Jagung Menurut Kecamatan di Kota Semarang Tahun 2021

| No. | Kecamatan | Penggunaan Benih Hibrida Berlabel (ton) | Penggunaan Benih Komposit (ton) | | Benih Lokal Tidak Berlabel (ton) |
|---------------|---------------|---|---------------------------------|----------------|----------------------------------|
| | | | Berlabel | Tidak Berlabel | |
| 1. | Mijen | - | 1.5 | - | - |
| 2. | Gunungpati | 0.1 | 0.02 | - | - |
| 3. | Banyumanik | 0.38 | - | - | - |
| 4. | Gajah Mungkur | - | - | - | - |
| 5. | Smg Selatan | - | - | - | - |
| 6. | Candisari | - | - | - | - |
| 7. | Tembalang | 2.2 | - | - | 3.5 |
| 8. | Pedurungan | 0.36 | - | - | - |
| 9. | Genuk | - | - | - | - |
| 10. | Gayamsari | - | - | - | - |
| 11. | Smg Timur | - | - | - | - |
| 12. | Smg Utara | - | - | - | - |
| 13. | Smg Tengah | - | - | - | - |
| 14. | Smg Barat | - | - | - | - |
| 15. | Tugu | - | - | - | - |
| 16. | Ngaliyan | 0.6 | - | - | 0.2 |
| Jumlah | | 3.64 | 1.52 | - | 3.7 |



Tabel 38. Luas Panen Buah-buahan Menurut Komoditas di Kota Semarang Tahun 2018 – 2021

| No. | Komoditas | Luas Panen (pohon) | | | |
|-----|----------------|--------------------|---------|---------|---------|
| | | 2018 | 2019 | 2020 | 2021 |
| 1 | Alpukat | 301 | 349 | 677 | 1,316 |
| 2 | Belimbing | 1.165 | 1.661 | 1.661 | 2,060 |
| 3 | Duku/ Langsep | 309 | 287 | 297 | 2,060 |
| 4 | Durian | 14.426 | 13.921 | 12.368 | 18,892 |
| 5 | Jambu Air | 10.219 | 11.717 | 11.290 | 13,224 |
| 6 | Jambu Biji | 4.141 | 4.648 | 5.077 | 6,181 |
| 7 | Jeruk Besar | 86 | 80 | 111 | - |
| 8 | Jeruk Siam | 340 | 375 | 380 | 295 |
| 9 | Mangga | 34.665 | 50.810 | 58.996 | 37,548 |
| 10 | Manggis | 110 | 100 | 100 | 115 |
| 11 | Nangka | 3.981 | 4.533 | 4.007 | 4,098 |
| 12 | Nenas | 8.665 | 8.533 | 2.172 | 2,297 |
| 13 | Pepaya | 3.181 | 4.227 | 4.662 | 5,582 |
| 14 | Petai | 2.375 | 3.070 | 8.352 | 7,706 |
| 15 | Pisang*) | 266.229 | 262.523 | 425.449 | 426,961 |
| 16 | Rambutan | 43.379 | 51.516 | 68.325 | 68,048 |
| 17 | Salak*) | 3.791 | 3.831 | 3.776 | 2,716 |
| 18 | Sawo | 754 | 889 | 960 | 1,061 |
| 19 | Sirsak | 439 | 670 | 452 | 663 |
| 20 | Sukun | 10.514 | 11.323 | 17.111 | 17,727 |
| 21 | Mlinjo | 2.346 | 2.239 | 1.363 | 1,954 |
| 22 | Jengkol | 362 | 225 | 298 | 272 |
| 23 | Anggur | - | - | - | 78 |
| 24 | Markisa/Konyal | 8 | 12 | 51 | - |

*) dalam satuan rumpun

Tabel 39. Produksi Buah-buahan Menurut Komoditas di Kota Semarang Tahun 2018 – 2021

| No. | Komoditas | Luas Panen (pohon) | | | |
|-----|----------------|--------------------|---------|---------|--------|
| | | 2018 | 2019 | 2020 | 2021 |
| 1 | Alpukat | 148 | 150 | 307 | 389 |
| 2 | Belimbing | 556 | 689 | 731 | 801 |
| 3 | Duku/Langsep | 65 | 61 | 63 | 92 |
| 4 | Durian | 14.621 | 14.400 | 14.434 | 11,267 |
| 5 | Jambu Air | 1.859 | 2.126 | 1.641 | 2,024 |
| 6 | Jambu Biji | 1.735 | 1.414 | 1.437 | 1,823 |
| 7 | Jeruk Besar | 73 | 52 | 65 | - |
| 8 | Jeruk Siam | 160 | 158 | 158 | 122 |
| 9 | Mangga | 18.852 | 23.997 | 19.021 | 9,495 |
| 10 | Manggis | 78 | 76 | 70 | 90 |
| 11 | Nangka | 6.989 | 7.866 | 4.664 | 2,824 |
| 12 | Nenas | 286 | 289 | 91 | 109 |
| 13 | Pepaya | 2.864 | 3.293 | 2.608 | 2,149 |
| 14 | Petai | 757 | 1.082 | 1.809 | 1,401 |
| 15 | Pisang*) | 198.266 | 132.536 | 105.891 | 92,288 |
| 16 | Rambutan | 36.474 | 11.512 | 23.994 | 17,017 |
| 17 | Salak*) | 291 | 202 | 159 | 190 |
| 18 | Sawo | 585 | 579 | 541 | 629 |
| 19 | Sirsak | 148 | 174 | 113 | 251 |
| 20 | Sukun | 5.225 | 4.577 | 5.591 | 5,603 |
| 21 | Mlinjo | 827 | 655 | 590 | 420 |
| 22 | Jengkol | 130 | 83 | 123 | 97 |
| 23 | Anggur | - | - | - | 12 |
| 24 | Markisa/Konyal | 4 | 7 | 10 | - |

Tabel 40. Luas Panen Durian Menurut Kecamatan di Kota Semarang Tahun 2018 – 2021

| No | Kecamatan | Luas Panen (Pohon) | | | |
|---------------|---------------|--------------------|---------------|---------------|---------------|
| | | 2018 | 2019 | 2020 | 2021 |
| 1. | Mijen | 6.099 | 7.566 | 9.855 | 9,847.00 |
| 2. | Gunungpati | 2.100 | 2.150 | 2.150 | 3,400.00 |
| 3. | Banyumanik | 4.700 | 4.000 | 150 | 3,960.00 |
| 4. | Gajah Mungkur | - | - | - | - |
| 5. | Smg Selatan | - | - | - | - |
| 6. | Candisari | 7 | 8 | 5,00 | 7.00 |
| 7. | Tembalang | 1.420 | 75 | 80,00 | 818.00 |
| 8. | Pedurungan | - | - | - | - |
| 9. | Genuk | - | - | - | - |
| 10. | Gayamsari | - | - | - | - |
| 11. | Smg Timur | - | - | - | - |
| 12. | Smg Utara | - | - | - | - |
| 13. | Smg Tengah | - | - | - | - |
| 14. | Smg Barat | - | 12 | 8 | 8.00 |
| 15. | Ngaliyan | 100 | 110 | 120,00 | 852.00 |
| 16. | Tugu | - | - | - | - |
| Jumlah | | 14.426 | 13.921 | 12.368 | 18,892 |

Tabel 41. Produksi Durian Menurut Kecamatan di Kota Semarang Tahun 2018 – 2021

| No | Kecamatan | Produksi (Kuintal) | | | |
|---------------|---------------|--------------------|---------------|---------------|---------------|
| | | 2018 | 2019 | 2020 | 2021 |
| 1. | Mijen | 10.715 | 12.090 | 14.084 | 7,287.58 |
| 2. | Gunungpati | 1.080 | 1.084 | 284 | 2,385.58 |
| 3. | Banyumanik | 2.280 | 1.130 | 23 | 766.92 |
| 4. | Gajah Mungkur | - | - | - | - |
| 5. | Smg Selatan | - | - | - | - |
| 6. | Candisari | 11 | 3 | 100 | 1.50 |
| 7. | Tembalang | 505 | 31 | 26 | 266.00 |
| 8. | Pedurungan | - | - | - | - |
| 9. | Genuk | - | - | - | - |
| 10. | Gayamsari | - | - | - | - |
| 11. | Smg Timur | - | - | - | - |
| 12. | Smg Utara | - | - | - | - |
| 13. | Smg Tengah | - | - | - | - |
| 14. | Smg Barat | - | 3 | 1 | 1.00 |
| 15. | Ngaliyan | 30 | 59 | 15 | 558.00 |
| 16. | Tugu | - | - | - | - |
| Jumlah | | 14.621 | 14.400 | 14.434 | 11,267 |

Tabel 42. Luas Panen Mangga Menurut Kecamatan di Kota Semarang Tahun 2018 – 2021

| No | Kecamatan | Luas Panen (Pohon) | | | |
|---------------|---------------|--------------------|---------------|---------------|---------------|
| | | 2018 | 2019 | 2020 | 2021 |
| 1. | Mijen | 3.165 | 3.248 | 4.033 | 1,080.00 |
| 2. | Gunungpati | 210 | 215 | 200 | 375.00 |
| 3. | Banyumanik | 5.000 | 12.240 | 10.200 | 2,318.00 |
| 4. | Gajah Mungkur | 4.300 | 395 | 500 | 1,080.00 |
| 5. | Smg Selatan | 850 | 825 | 1.125 | 105.00 |
| 6. | Candisari | 4.075 | 4.325 | 4.235 | 654.00 |
| 7. | Tembalang | 6.325 | 10.272 | 26.300 | 4,466.00 |
| 8. | Pedurungan | 5.200 | 9.795 | 725 | 2,575.00 |
| 9. | Genuk | 363 | 500 | 633 | 715.00 |
| 10. | Gayamsari | 142 | 2.115 | 4.000 | 115.00 |
| 11. | Smg Timur | 108 | 980 | 200 | 197.00 |
| 12. | Smg Utara | 43 | 62 | 83 | 49.00 |
| 13. | Smg Tengah | 450 | 440 | 460 | 700.00 |
| 14. | Smg Barat | 619 | 633 | 548 | 83.00 |
| 15. | Ngaliyan | 3.205 | 2.600 | 2.114 | 19,150.00 |
| 16. | Tugu | 610 | 2.165 | 3.640 | 3,886.00 |
| Jumlah | | 34.665 | 50.810 | 58.996 | 37,548 |

Tabel 43. Produksi Mangga Menurut Kecamatan di Kota Semarang Tahun 2018 – 2021

| No | Kecamatan | Produksi (Kuintal) | | | |
|---------------|---------------|--------------------|---------------|---------------|--------------|
| | | 2018 | 2019 | 2020 | 2021 |
| 1. | Mijen | 1.678 | 1.573 | 1.312 | 420.60 |
| 2. | Gunungpati | 116 | 79 | 79 | 151.00 |
| 3. | Banyumanik | 4.660 | 7.248 | 2.202 | 1,337.03 |
| 4. | Gajah Mungkur | 1.205 | 100 | 269 | 316.00 |
| 5. | Smg Selatan | 315 | 248 | 709 | 66.27 |
| 6. | Candisari | 3.294 | 1.721 | 1.505 | 137.34 |
| 7. | Tembalang | 3.363 | 4.373 | 8.348 | 2,151.10 |
| 8. | Pedurungan | 1.900 | 3.834 | 159 | 446.58 |
| 9. | Genuk | 405 | 345 | 409 | 456.87 |
| 10. | Gayamsari | 136 | 732 | 1.670 | 6.00 |
| 11. | Smg Timur | 156 | 274 | 59 | 169.05 |
| 12. | Smg Utara | 48 | 54 | 41 | 39.32 |
| 13. | Smg Tengah | 182 | 92 | 92 | 277.35 |
| 14. | Smg Barat | 351 | 551 | 162 | 50.33 |
| 15. | Ngaliyan | 660 | 1.534 | 544 | 867.19 |
| 16. | Tugu | 383 | 1.239 | 1.461 | 2,602.50 |
| Jumlah | | 18.852 | 23.997 | 19.021 | 9,495 |

Tabel 44. Luas Panen Rambutan Menurut Kecamatan di Kota Semarang Tahun 2018 – 2021

| No | Kecamatan | Luas Panen (Pohon) | | | |
|---------------|---------------|--------------------|---------------|---------------|---------------|
| | | 2018 | 2019 | 2020 | 2021 |
| 1. | Mijen | 20.236 | 30.511 | 37.045 | 37,570.00 |
| 2. | Gunungpati | 1.500 | 1.850 | 16.032 | 12,510.00 |
| 3. | Banyumanik | 6.995 | 12.000 | 6.200 | 5,950.00 |
| 4. | Gajah Mungkur | 2.300 | 120 | 120 | 176.00 |
| 5. | Smg Selatan | 38 | 66 | - | 50.00 |
| 6. | Candisari | 100 | 1.880 | 216 | 700.00 |
| 7. | Tembalang | 9.500 | 3.150 | 7.800 | 4,245.00 |
| 8. | Pedurungan | - | - | - | - |
| 9. | Genuk | - | - | - | - |
| 10. | Gayamsari | - | - | - | - |
| 11. | Smg Timur | - | 50 | 25 | 13.00 |
| 12. | Smg Utara | - | - | - | - |
| 13. | Smg Tengah | - | - | - | - |
| 14. | Smg Barat | 15 | 27 | 12 | 14.00 |
| 15. | Ngaliyan | 2.500 | 1.757 | 875 | 6,820.00 |
| 16. | Tugu | 195 | 105 | - | - |
| Jumlah | | 43.379 | 51.516 | 68.325 | 68,048 |

Tabel 45. Produksi Rambutan Menurut Kecamatan di Kota Semarang Tahun 2018 – 2021

| No | Kecamatan | Produksi (Kuintal) | | | |
|---------------|---------------|--------------------|---------------|---------------|---------------|
| | | 2018 | 2019 | 2020 | 2021 |
| 1. | Mijen | 7.317 | 7.507 | 20.121 | 13,739.08 |
| 2. | Gunungpati | 900 | 898 | 1.469 | 1,107.00 |
| 3. | Banyumanik | 2.050 | 960 | 592 | 659.62 |
| 4. | Gajah Mungkur | 2.848 | 18 | 14 | 191.32 |
| 5. | Smg Selatan | 8 | 26 | - | 10.00 |
| 6. | Candisari | 4 | 152 | 37 | 114.50 |
| 7. | Tembalang | 5.301 | 788 | 1.686 | 635.00 |
| 8. | Pedurungan | - | - | - | - |
| 9. | Genuk | - | - | - | - |
| 10. | Gayamsari | - | - | - | - |
| 11. | Smg Timur | - | 8 | 4 | 2.00 |
| 12. | Smg Utara | - | - | - | - |
| 13. | Smg Tengah | - | - | - | - |
| 14. | Smg Barat | - | 9 | 1 | 1.24 |
| 15. | Ngaliyan | - | 1.112 | 70 | 556.97 |
| 16. | Tugu | 54 | 34 | - | - |
| Jumlah | | 18.482 | 11.512 | 23.994 | 17,017 |

Tabel 46. Luas Panen Pisang Menurut Kecamatan di Kota Semarang Tahun 2018 – 2021

| No | Kecamatan | Luas Panen (Rumpun) | | | |
|---------------|---------------|---------------------|----------------|----------------|----------------|
| | | 2018 | 2019 | 2020 | 2021 |
| 1. | Mijen | 28.170 | 28.080 | 31.363 | 31,121.00 |
| 2. | Gunungpati | 181.000 | 175.110 | 333.700 | 336,600.00 |
| 3. | Banyumanik | 2.000 | 2.000 | 3.775 | 3,965.00 |
| 4. | Gajah Mungkur | 239 | 350 | 350 | 284.00 |
| 5. | Smg Selatan | 29 | 23 | 47 | 43.00 |
| 6. | Candisari | 55 | 260 | 250 | 310.00 |
| 7. | Tembalang | 46.120 | 47.700 | 47.500 | 45,000.00 |
| 8. | Pedurungan | 4.271 | 4.276 | 4.331 | 4,715.00 |
| 9. | Genuk | 3.046 | 3.046 | 2.956 | 3,029.00 |
| 10. | Gayamsari | 41 | 42 | 70 | 50.00 |
| 11. | Smg Timur | 50 | 50 | 20 | 35.00 |
| 12. | Smg Utara | 487 | 492 | 488 | 463.00 |
| 13. | Smg Tengah | 11 | 15 | - | - |
| 14. | Smg Barat | 245 | 260 | 211 | 198.00 |
| 15. | Ngaliyan | 300 | 437 | 215,00 | 470.00 |
| 16. | Tugu | 165 | 382 | 173 | 678.00 |
| Jumlah | | 266.229 | 262.523 | 425.449 | 426,961 |

Tabel 47. Produksi Pisang Menurut Kecamatan di Kota Semarang Tahun 2018 – 2021

| No | Kecamatan | Produksi (Kuintal) | | | |
|---------------|---------------|--------------------|----------------|----------------|---------------|
| | | 2018 | 2019 | 2020 | 2021 |
| 1. | Mijen | 14.935 | 30.414 | 22.450 | 9,050.78 |
| 2. | Gunungpati | 156.900 | 77.271 | 62.390 | 70,391.25 |
| 3. | Banyumanik | 911 | 900 | 507 | 591.01 |
| 4. | Gajah Mungkur | 332 | 107 | 96 | 11.86 |
| 5. | Smg Selatan | 15 | 7 | 15 | 9.35 |
| 6. | Candisari | 45 | 45 | 40 | 48.61 |
| 7. | Tembalang | 22.810 | 21.470 | 18.800 | 10,238.67 |
| 8. | Pedurungan | 704 | 710 | 769 | 763.50 |
| 9. | Genuk | 586 | 588 | 523 | 724.24 |
| 10. | Gayamsari | 12 | 8 | 14 | 5.00 |
| 11. | Smg Timur | 10 | 7 | 3 | 6.91 |
| 12. | Smg Utara | 485 | 231 | 81 | 75.25 |
| 13. | Smg Tengah | 5 | 4 | - | - |
| 14. | Smg Barat | 223 | 320 | 93 | 26.06 |
| 15. | Ngaliyan | 66 | 281 | 25,00 | 69.67 |
| 16. | Tugu | 227 | 173 | 85 | 275.61 |
| Jumlah | | 198.266 | 132.536 | 105.891 | 92,288 |

Tabel 48. Luas Panen Jambu Air Menurut Kecamatan di Kota Semarang Tahun 2018 – 2021

| No | Kecamatan | Luas Panen (Pohon) | | | |
|---------------|---------------|--------------------|---------------|---------------|---------------|
| | | 2018 | 2019 | 2020 | 2021 |
| 1. | Mijen | 771 | 990 | 1.028 | 629.00 |
| 2. | Gunungpati | 6.181 | 6.840 | 6.751 | 7,450.00 |
| 3. | Banyumanik | - | 575 | 90 | 70.00 |
| 4. | Gajah Mungkur | 520 | 600 | 420 | 700.00 |
| 5. | Smg Selatan | 255 | 170 | 260 | 219.00 |
| 6. | Candisari | 67 | 80 | 76 | 160.00 |
| 7. | Tembalang | 622 | 510 | 750 | 1,000.00 |
| 8. | Pedurungan | - | - | 200 | 299.00 |
| 9. | Genuk | 300 | 360 | 386 | 570.00 |
| 10. | Gayamsari | 13 | 102 | 150 | 15.00 |
| 11. | Smg Timur | 70 | 65 | 25 | 55.00 |
| 12. | Smg Utara | 20 | 40 | 67 | 70.00 |
| 13. | Smg Tengah | 40 | 45 | - | 50.00 |
| 14. | Smg Barat | 525 | 533 | 338 | 65.00 |
| 15. | Ngaliyan | 556 | 600 | 542,00 | 1,690.00 |
| 16. | Tugu | 279 | 207 | 207 | 182.00 |
| Jumlah | | 10.219 | 11.717 | 11.290 | 13,224 |

Tabel 49. Produksi Jambu Air Menurut Kecamatan di Kota Semarang Tahun 2018 – 2021

| No | Kecamatan | Produksi (Kuintal) | | | |
|---------------|---------------|--------------------|--------------|--------------|--------------|
| | | 2018 | 2019 | 2020 | 2021 |
| 1. | Mijen | 198 | 239 | 220 | 114.40 |
| 2. | Gunungpati | 280 | 725 | 686 | 1,090.12 |
| 3. | Banyumanik | - | 43 | 30 | 43.75 |
| 4. | Gajah Mungkur | 361 | 249 | 85 | 90.45 |
| 5. | Smg Selatan | 56 | 15 | 96 | 30.34 |
| 6. | Candisari | 33 | 11 | 13 | 25.44 |
| 7. | Tembalang | 180 | 117 | 142 | 145.60 |
| 8. | Pedurungan | - | - | 58 | 106.95 |
| 9. | Genuk | 193 | 59 | 70 | 113.36 |
| 10. | Gayamsari | 8 | 20 | 33 | 1.00 |
| 11. | Smg Timur | 7 | 8 | 5 | 18.70 |
| 12. | Smg Utara | 19 | 27 | 28 | 42.13 |
| 13. | Smg Tengah | 6 | 6 | 6 | 21.02 |
| 14. | Smg Barat | 265 | 301 | 66 | 24.24 |
| 15. | Ngaliyan | 66 | 225 | 45 | 114.97 |
| 16. | Tugu | 187 | 81 | 58 | 41.66 |
| Jumlah | | 1.859 | 2.126 | 1.641 | 2,024 |

Tabel 50. Luas Panen Alpukat Menurut Kecamatan di Kota Semarang Tahun 2018 – 2021

| No | Kecamatan | Luas Panen (Pohon) | | | |
|---------------|---------------|--------------------|------------|------------|--------------|
| | | 2018 | 2019 | 2020 | 2021 |
| 1. | Mijen | 146 | 145 | 145 | 356.00 |
| 2. | Gunungpati | 20 | 80 | 90 | 60.00 |
| 3. | Banyumanik | - | - | 300 | 744.00 |
| 4. | Gajah Mungkur | - | - | - | - |
| 5. | Smg Selatan | - | - | - | - |
| 6. | Candisari | 25 | 24 | 20 | 29.00 |
| 7. | Tembalang | 110 | 100 | 112 | 105.00 |
| 8. | Pedurungan | - | - | - | - |
| 9. | Genuk | - | - | - | - |
| 10. | Gayamsari | - | - | - | - |
| 11. | Smg Timur | - | - | 10 | 15.00 |
| 12. | Smg Utara | - | - | - | - |
| 13. | Smg Tengah | - | - | - | - |
| 14. | Smg Barat | - | - | - | 7.00 |
| 15. | Ngaliyan | - | - | - | - |
| 16. | Tugu | - | - | - | - |
| Jumlah | | 301 | 349 | 677 | 1,316 |

Tabel 51. Produksi Alpukat Menurut Kecamatan di Kota Semarang Tahun 2018 – 2021

| No | Kecamatan | Produksi (Kuintal) | | | |
|---------------|---------------|--------------------|------------|------------|------------|
| | | 2018 | 2019 | 2020 | 2021 |
| 1. | Mijen | 36 | 50 | 53 | 78.84 |
| 2. | Gunungpati | 34 | 35 | 47 | 66.60 |
| 3. | Banyumanik | - | - | 137 | 156.58 |
| 4. | Gajah Mungkur | - | - | - | - |
| 5. | Smg Selatan | - | - | - | - |
| 6. | Candisari | 21 | 12 | 10 | 13.35 |
| 7. | Tembalang | 57 | 53 | 56 | 65.50 |
| 8. | Pedurungan | - | - | - | - |
| 9. | Genuk | - | - | - | - |
| 10. | Gayamsari | - | - | - | - |
| 11. | Smg Timur | - | - | 4 | 7.01 |
| 12. | Smg Utara | - | - | - | - |
| 13. | Smg Tengah | - | - | - | - |
| 14. | Smg Barat | - | - | - | 1.00 |
| 15. | Ngaliyan | - | - | - | - |
| 16. | Tugu | - | - | - | - |
| Jumlah | | 148 | 150 | 307 | 389 |

Tabel 52. Luas Panen Anggur Menurut Kecamatan di Kota Semarang Tahun 2018 – 2021

| No | Kecamatan | Luas Panen (Pohon) | | | |
|---------------|---------------|--------------------|------|------|-----------|
| | | 2018 | 2019 | 2020 | 2021 |
| 1. | Mijen | - | - | - | 42.00 |
| 2. | Gunungpati | - | - | - | 20.00 |
| 3. | Banyumanik | - | - | - | - |
| 4. | Gajah Mungkur | - | - | - | - |
| 5. | Smg Selatan | - | - | - | - |
| 6. | Candisari | - | - | - | 3.00 |
| 7. | Tembalang | - | - | - | - |
| 8. | Pedurungan | - | - | - | - |
| 9. | Genuk | - | - | - | - |
| 10. | Gayamsari | - | - | - | - |
| 11. | Smg Timur | - | - | - | - |
| 12. | Smg Utara | - | - | - | - |
| 13. | Smg Tengah | - | - | - | 13.00 |
| 14. | Smg Barat | - | - | - | - |
| 15. | Ngaliyan | - | - | - | - |
| 16. | Tugu | - | - | - | - |
| Jumlah | | - | - | - | 78 |

Tabel 53. Produksi Anggur Menurut Kecamatan di Kota Semarang Tahun 2018 – 2021

| No | Kecamatan | Produksi (Kuintal) | | | |
|---------------|---------------|--------------------|------|------|-----------|
| | | 2018 | 2019 | 2020 | 2021 |
| 1. | Mijen | - | - | - | 6.08 |
| 2. | Gunungpati | - | - | - | 4.43 |
| 3. | Banyumanik | - | - | - | - |
| 4. | Gajah Mungkur | - | - | - | - |
| 5. | Smg Selatan | - | - | - | - |
| 6. | Candisari | - | - | - | 0.54 |
| 7. | Tembalang | - | - | - | - |
| 8. | Pedurungan | - | - | - | - |
| 9. | Genuk | - | - | - | - |
| 10. | Gayamsari | - | - | - | - |
| 11. | Smg Timur | - | - | - | - |
| 12. | Smg Utara | - | - | - | - |
| 13. | Smg Tengah | - | - | - | 1.30 |
| 14. | Smg Barat | - | - | - | - |
| 15. | Ngaliyan | - | - | - | - |
| 16. | Tugu | - | - | - | - |
| Jumlah | | - | - | - | 12 |

Tabel 54. Luas Panen Belimbing Menurut Kecamatan di Kota Semarang Tahun 2018 – 2021

| No | Kecamatan | Luas Panen (Pohon) | | | |
|---------------|---------------|--------------------|--------------|--------------|--------------|
| | | 2018 | 2019 | 2020 | 2021 |
| 1. | Mijen | 40 | 73 | 16 | 26 |
| 2. | Gunungpati | 9 | 19 | 19 | 19 |
| 3. | Banyumanik | - | 155 | 155 | 160 |
| 4. | Gajah Mungkur | 20 | 155 | 250 | 225 |
| 5. | Smg Selatan | - | 175 | 185 | 247 |
| 6. | Candisari | 37 | 25 | 20 | 50 |
| 7. | Tembalang | 380 | 400 | 387 | 392 |
| 8. | Pedurungan | 199 | 210 | 250 | 225 |
| 9. | Genuk | 74 | 60 | 55 | 100 |
| 10. | Gayamsari | 32 | 53 | 51 | 17 |
| 11. | Smg Timur | 16 | 16 | 6 | 17 |
| 12. | Smg Utara | 42 | 47 | 42 | 32 |
| 13. | Smg Tengah | 50 | 50 | 55 | 70 |
| 14. | Smg Barat | - | 11 | 13 | 9 |
| 15. | Ngaliyan | 250 | 200 | 150 | 460 |
| 16. | Tugu | 16 | 12 | 7 | 11 |
| Jumlah | | 1.165 | 1.661 | 1.661 | 2,060 |

Tabel 55. Produksi Belimbing Menurut Kecamatan di Kota Semarang Tahun 2018 – 2021

| No | Kecamatan | Produksi (Kuintal) | | | |
|---------------|---------------|--------------------|------------|------------|------------|
| | | 2018 | 2019 | 2020 | 2021 |
| 1. | Mijen | 33 | 23 | 4 | 3.90 |
| 2. | Gunungpati | 5 | 4 | 5 | 8.58 |
| 3. | Banyumanik | - | 30 | 54 | 59.78 |
| 4. | Gajah Mungkur | 7 | 53 | 140 | 131.08 |
| 5. | Smg Selatan | - | 61 | 43 | 34.00 |
| 6. | Candisari | 20 | 9 | 9 | 27.15 |
| 7. | Tembalang | 213 | 216 | 224 | 136.26 |
| 8. | Pedurungan | 109 | 102 | 120 | 118.64 |
| 9. | Genuk | 32 | 32 | 30 | 47.73 |
| 10. | Gayamsari | 14 | 22 | 14 | 1.00 |
| 11. | Smg Timur | 3 | 3 | 3 | 11.89 |
| 12. | Smg Utara | 33 | 31 | 26 | 19.93 |
| 13. | Smg Tengah | 11 | 13 | 14 | 25.29 |
| 14. | Smg Barat | - | 7 | 7 | 4.68 |
| 15. | Ngaliyan | 66 | 74 | 33 | 169.34 |
| 16. | Tugu | 10 | 9 | 5 | 2.10 |
| Jumlah | | 556 | 689 | 731 | 801 |

Tabel 56. Luas Panen Duku/Langsar/Kokosan Menurut Kecamatan di Kota Semarang Tahun 2018– 2021

| No | Kecamatan | Luas Panen (Pohon) | | | |
|---------------|---------------|--------------------|------------|-----------|------------|
| | | 2018 | 2019 | 2020 | 2021 |
| 1. | Mijen | 7 | 7 | 7 | 2.00 |
| 2. | Gunungpati | 257 | 250 | 52 | 270.00 |
| 3. | Banyumanik | - | - | - | - |
| 4. | Gajah Mungkur | - | - | - | - |
| 5. | Smg Selatan | - | - | - | - |
| 6. | Candisari | - | - | - | - |
| 7. | Tembalang | 45 | 30 | 8 | 35.00 |
| 8. | Pedurungan | - | - | - | - |
| 9. | Genuk | - | - | - | - |
| 10. | Gayamsari | - | - | - | - |
| 11. | Smg Timur | - | - | - | - |
| 12. | Smg Utara | - | - | - | - |
| 13. | Smg Tengah | - | - | - | - |
| 14. | Smg Barat | - | - | - | - |
| 15. | Ngaliyan | - | - | - | - |
| 16. | Tugu | - | - | - | - |
| Jumlah | | 309 | 287 | 63 | 307 |

Tabel 57. Produksi Duku/Langsar/Kokosan Menurut Kecamatan di Kota Semarang Tahun 2018 – 2021

| No | Kecamatan | Produksi (Kuintal) | | | |
|---------------|---------------|--------------------|-----------|-----------|-----------|
| | | 2018 | 2019 | 2020 | 2021 |
| 1. | Mijen | 4 | 3 | 3 | 0.28 |
| 2. | Gunungpati | 51 | 51 | 52 | 85.14 |
| 3. | Banyumanik | - | - | - | - |
| 4. | Gajah Mungkur | - | - | - | - |
| 5. | Smg Selatan | - | - | - | - |
| 6. | Candisari | - | - | - | - |
| 7. | Tembalang | 10 | 7 | 8 | 7.00 |
| 8. | Pedurungan | - | - | - | - |
| 9. | Genuk | - | - | - | - |
| 10. | Gayamsari | - | - | - | - |
| 11. | Smg Timur | - | - | - | - |
| 12. | Smg Utara | - | - | - | - |
| 13. | Smg Tengah | - | - | - | - |
| 14. | Smg Barat | - | - | - | - |
| 15. | Ngaliyan | - | - | - | - |
| 16. | Tugu | - | - | - | - |
| Jumlah | | 65 | 61 | 63 | 92 |

Tabel 58. Luas Panen Jambu Biji Menurut Kecamatan di Kota Semarang Tahun 2018 – 2021

| No | Kecamatan | Luas Panen (Pohon) | | | |
|---------------|---------------|--------------------|--------------|--------------|--------------|
| | | 2018 | 2019 | 2020 | 2021 |
| 1. | Mijen | 750 | 1.062 | 1.752 | 1,852 |
| 2. | Gunungpati | 240 | 400 | 415 | 800 |
| 3. | Banyumanik | 750 | 785 | 550 | 642 |
| 4. | Gajah Mungkur | 350 | 350 | 260 | 275 |
| 5. | Smg Selatan | 123 | 198 | 258 | 175 |
| 6. | Candisari | 138 | 93 | 70 | 100 |
| 7. | Tembalang | 875 | 887 | 1.022 | 987 |
| 8. | Pedurungan | 287 | 257 | - | - |
| 9. | Genuk | 53 | 55 | 73 | 100 |
| 10. | Gayamsari | 60 | 72 | 175 | 46 |
| 11. | Smg Timur | 87 | 80 | 20 | 4 |
| 12. | Smg Utara | 27 | 40 | 72 | 70 |
| 13. | Smg Tengah | 20 | 30 | 60 | 160 |
| 14. | Smg Barat | 11 | 9 | 24 | 16 |
| 15. | Ngaliyan | 60 | 80 | 230 | 867 |
| 16. | Tugu | 310 | 250 | 96 | 87 |
| Jumlah | | 4.141 | 4.648 | 5.077 | 6,181 |

Tabel 69. Produksi Jambu Biji Menurut Kecamatan di Kota Semarang Tahun 2018 – 2021

| No | Kecamatan | Produksi (Kuintal) | | | |
|---------------|---------------|--------------------|--------------|--------------|--------------|
| | | 2018 | 2019 | 2020 | 2021 |
| 1. | Mijen | 353 | 371 | 451 | 513.40 |
| 2. | Gunungpati | 154 | 145 | 153 | 429.97 |
| 3. | Banyumanik | 246 | 125 | 137 | 147.20 |
| 4. | Gajah Mungkur | 355 | 82 | 77 | 81.11 |
| 5. | Smg Selatan | 19 | 24 | 39 | 30.34 |
| 6. | Candisari | 31 | 30 | 24 | 29.34 |
| 7. | Tembalang | 310 | 320 | 327 | 184.84 |
| 8. | Pedurungan | 51 | 54 | - | - |
| 9. | Genuk | 39 | 30 | 35 | 62.53 |
| 10. | Gayamsari | 18 | 16 | 46 | 3.60 |
| 11. | Smg Timur | 10 | 9 | 6 | 12.84 |
| 12. | Smg Utara | 21 | 23 | 35 | 42.13 |
| 13. | Smg Tengah | 5 | 5 | 9 | 26.53 |
| 14. | Smg Barat | 6 | 17 | 11 | 14.96 |
| 15. | Ngaliyan | 66 | 43 | 40 | 188.93 |
| 16. | Tugu | 51 | 120 | 47 | 54.79 |
| Jumlah | | 1.735 | 1.414 | 1.437 | 1,823 |

Tabel 60. Luas Panen Jengkol Menurut Kecamatan di Kota Semarang Tahun 2018 – 2021

| No | Kecamatan | Luas Panen (Pohon) | | | |
|---------------|---------------|--------------------|------------|------------|------------|
| | | 2018 | 2019 | 2020 | 2021 |
| 1. | Mijen | - | - | 12 | 12 |
| 2. | Gunungpati | 80 | 100 | 161 | 147 |
| 3. | Banyumanik | - | - | - | - |
| 4. | Gajah Mungkur | - | - | - | - |
| 5. | Smg Selatan | - | - | - | - |
| 6. | Candisari | - | - | - | - |
| 7. | Tembalang | 282 | 125 | 125 | 113 |
| 8. | Pedurungan | - | - | - | - |
| 9. | Genuk | - | - | - | - |
| 10. | Gayamsari | - | - | - | - |
| 11. | Smg Timur | - | - | - | - |
| 12. | Smg Utara | - | - | - | - |
| 13. | Smg Tengah | - | - | - | - |
| 14. | Smg Barat | - | - | - | - |
| 15. | Ngaliyan | - | - | - | - |
| 16. | Tugu | - | - | - | - |
| Jumlah | | 362 | 225 | 298 | 272 |

Tabel 61. Produksi Jengkol Menurut Kecamatan di Kota Semarang Tahun 2018 – 2021

| No | Kecamatan | Produksi (Kuintal) | | | |
|---------------|---------------|--------------------|-----------|------------|-----------|
| | | 2018 | 2019 | 2020 | 2021 |
| 1. | Mijen | - | - | 2 | 2.84 |
| 2. | Gunungpati | 26 | 28 | 66 | 61.60 |
| 3. | Banyumanik | - | - | - | - |
| 4. | Gajah Mungkur | - | - | - | - |
| 5. | Smg Selatan | - | - | - | - |
| 6. | Candisari | - | - | - | - |
| 7. | Tembalang | 104 | 55 | 55 | 32.40 |
| 8. | Pedurungan | - | - | - | - |
| 9. | Genuk | - | - | - | - |
| 10. | Gayamsari | - | - | - | - |
| 11. | Smg Timur | - | - | - | - |
| 12. | Smg Utara | - | - | - | - |
| 13. | Smg Tengah | - | - | - | - |
| 14. | Smg Barat | - | - | - | - |
| 15. | Ngaliyan | - | - | - | - |
| 16. | Tugu | - | - | - | - |
| Jumlah | | 130 | 83 | 123 | 97 |

Tabel 62. Luas Panen Jeruk Besar Menurut Kecamatan di Kota Semarang Tahun 2018 – 2021

| No | Kecamatan | Luas Panen (Pohon) | | | |
|---------------|---------------|--------------------|-----------|------------|----------|
| | | 2018 | 2019 | 2020 | 2021 |
| 1. | Mijen | 9 | 15 | 19 | - |
| 2. | Gunungpati | 8 | 4 | 4 | - |
| 3. | Banyumanik | - | - | 30 | - |
| 4. | Gajah Mungkur | - | - | - | - |
| 5. | Smg Selatan | - | - | - | - |
| 6. | Candisari | 16 | 5 | 5 | - |
| 7. | Tembalang | 32 | 40 | 42 | - |
| 8. | Pedurungan | - | - | - | - |
| 9. | Genuk | - | - | - | - |
| 10. | Gayamsari | - | - | - | - |
| 11. | Smg Timur | - | - | - | - |
| 12. | Smg Utara | - | - | - | - |
| 13. | Smg Tengah | - | - | - | - |
| 14. | Smg Barat | - | - | - | - |
| 15. | Ngaliyan | 15 | 11 | 6 | - |
| 16. | Tugu | 6 | 5 | 5 | - |
| Jumlah | | 86 | 80 | 111 | - |

Tabel 63. Produksi Jeruk Besar Menurut Kecamatan di Kota Semarang Tahun 2018 – 2021

| No | Kecamatan | Produksi (Kuintal) | | | |
|---------------|---------------|--------------------|-----------|-----------|----------|
| | | 2018 | 2019 | 2020 | 2021 |
| 1. | Mijen | 9 | 16 | 18 | - |
| 2. | Gunungpati | 7 | 2 | 2 | - |
| 3. | Banyumanik | - | - | 11 | - |
| 4. | Gajah Mungkur | - | - | - | - |
| 5. | Smg Selatan | - | - | - | - |
| 6. | Candisari | 14 | 2 | 4 | - |
| 7. | Tembalang | 30 | 22 | 25 | - |
| 8. | Pedurungan | - | - | - | - |
| 9. | Genuk | - | - | - | - |
| 10. | Gayamsari | - | - | - | - |
| 11. | Smg Timur | - | - | - | - |
| 12. | Smg Utara | - | - | - | - |
| 13. | Smg Tengah | - | - | - | - |
| 14. | Smg Barat | - | - | - | - |
| 15. | Ngaliyan | 8 | 7 | 2 | - |
| 16. | Tugu | 5 | 3 | 3 | - |
| Jumlah | | 73 | 52 | 65 | - |

Tabel 64. Luas Panen Jeruk Siam Menurut Kecamatan di Kota Semarang Tahun 2018 – 2021

| No | Kecamatan | Luas Panen (Pohon) | | | |
|---------------|---------------|--------------------|------------|------------|------------|
| | | 2018 | 2019 | 2020 | 2021 |
| 1. | Mijen | - | - | - | 3 |
| 2. | Gunungpati | 311 | 350 | 355 | 290 |
| 3. | Banyumanik | - | - | - | - |
| 4. | Gajah Mungkur | - | - | - | - |
| 5. | Smg Selatan | - | - | - | - |
| 6. | Candisari | - | - | - | - |
| 7. | Tembalang | 25 | 25 | 25 | - |
| 8. | Pedurungan | - | - | - | - |
| 9. | Genuk | - | - | - | - |
| 10. | Gayamsari | - | - | - | - |
| 11. | Smg Timur | - | - | - | - |
| 12. | Smg Utara | - | - | - | - |
| 13. | Smg Tengah | - | - | - | - |
| 14. | Smg Barat | - | - | - | - |
| 15. | Ngaliyan | - | - | - | - |
| 16. | Tugu | 4 | - | - | 2 |
| Jumlah | | 340 | 375 | 380 | 295 |

Tabel 65. Produksi Jeruk Siam Menurut Kecamatan di Kota Semarang Tahun 2018 – 2021

| No | Kecamatan | Produksi (Kuintal) | | | |
|---------------|---------------|--------------------|------------|------------|------------|
| | | 2018 | 2019 | 2020 | 2021 |
| 1. | Mijen | - | - | - | 0.30 |
| 2. | Gunungpati | 145 | 350 | 154 | 120.96 |
| 3. | Banyumanik | - | - | - | - |
| 4. | Gajah Mungkur | - | - | - | - |
| 5. | Smg Selatan | - | - | - | - |
| 6. | Candisari | - | - | - | - |
| 7. | Tembalang | 14 | 25 | 4 | - |
| 8. | Pedurungan | - | - | - | - |
| 9. | Genuk | - | - | - | - |
| 10. | Gayamsari | - | - | - | - |
| 11. | Smg Timur | - | - | - | - |
| 12. | Smg Utara | - | - | - | - |
| 13. | Smg Tengah | - | - | - | - |
| 14. | Smg Barat | - | - | - | - |
| 15. | Ngaliyan | - | - | - | - |
| 16. | Tugu | 1 | - | - | 1.10 |
| Jumlah | | 160 | 375 | 158 | 122 |

Tabel 66. Luas Panen Manggis Menurut Kecamatan di Kota Semarang Tahun 2018 – 2021

| No | Kecamatan | Luas Panen (Pohon) | | | |
|---------------|---------------|--------------------|------------|------------|------------|
| | | 2018 | 2019 | 2020 | 2021 |
| 1. | Mijen | - | - | - | - |
| 2. | Gunungpati | 110 | 100 | 100 | 115.00 |
| 3. | Banyumanik | - | - | - | - |
| 4. | Gajah Mungkur | - | - | - | - |
| 5. | Smg Selatan | - | - | - | - |
| 6. | Candisari | - | - | - | - |
| 7. | Tembalang | - | - | - | - |
| 8. | Pedurungan | - | - | - | - |
| 9. | Genuk | - | - | - | - |
| 10. | Gayamsari | - | - | - | - |
| 11. | Smg Timur | - | - | - | - |
| 12. | Smg Utara | - | - | - | - |
| 13. | Smg Tengah | - | - | - | - |
| 14. | Smg Barat | - | - | - | - |
| 15. | Ngaliyan | - | - | - | - |
| 16. | Tugu | - | - | - | - |
| Jumlah | | 110 | 100 | 100 | 115 |

Tabel 67. Produksi Manggis Menurut Kecamatan di Kota Semarang Tahun 2018 – 2021

| No | Kecamatan | Produksi (Kuintal) | | | |
|---------------|---------------|--------------------|-----------|-----------|-----------|
| | | 2018 | 2019 | 2020 | 2021 |
| 1. | Mijen | - | - | - | - |
| -2. | Gunungpati | 78 | 76 | 70 | 89.50 |
| 3. | Banyumanik | - | - | - | - |
| 4. | Gajah Mungkur | - | - | - | - |
| 5. | Smg Selatan | - | - | - | - |
| 6. | Candisari | - | - | - | - |
| 7. | Tembalang | - | - | - | - |
| 8. | Pedurungan | - | - | - | - |
| 9. | Genuk | - | - | - | - |
| 10. | Gayamsari | - | - | - | - |
| 11. | Smg Timur | - | - | - | - |
| 12. | Smg Utara | - | - | - | - |
| 13. | Smg Tengah | - | - | - | - |
| 14. | Smg Barat | - | - | - | - |
| 15. | Ngaliyan | - | - | - | - |
| 16. | Tugu | - | - | - | - |
| Jumlah | | 78 | 76 | 70 | 90 |

Tabel 68. Luas Panen Markisa/Konyal Menurut Kecamatan di Kota Semarang Tahun 2018 – 2021

| No | Kecamatan | Luas Panen (Pohon) | | | |
|---------------|---------------|--------------------|-----------|-----------|----------|
| | | 2018 | 2019 | 2020 | 2021 |
| 1. | Mijen | - | - | 27 | - |
| 2. | Gunungpati | 5 | 5 | 20 | - |
| 3. | Banyumanik | - | - | - | - |
| 4. | Gajah Mungkur | - | - | - | - |
| 5. | Smg Selatan | - | - | - | - |
| 6. | Candisari | - | - | - | - |
| 7. | Tembalang | - | - | - | - |
| 8. | Pedurungan | - | - | - | - |
| 9. | Genuk | - | - | - | - |
| 10. | Gayamsari | - | - | - | - |
| 11. | Smg Timur | - | - | - | - |
| 12. | Smg Utara | - | - | - | - |
| 13. | Smg Tengah | - | - | - | - |
| 14. | Smg Barat | - | - | - | - |
| 15. | Ngaliyan | - | - | - | - |
| 16. | Tugu | - | 7 | 4 | - |
| Jumlah | | 5 | 12 | 51 | - |

Tabel 69. Produksi Markisa/Konyal Menurut Kecamatan di Kota Semarang Tahun 2018 – 2021

| No | Kecamatan | Produksi (Kuintal) | | | |
|---------------|---------------|--------------------|----------|-----------|----------|
| | | 2018 | 2019 | 2020 | 2021 |
| 1. | Mijen | - | - | 4 | - |
| 2. | Gunungpati | 3 | 2 | 3 | - |
| 3. | Banyumanik | - | - | - | - |
| 4. | Gajah Mungkur | - | - | - | - |
| 5. | Smg Selatan | - | - | - | - |
| 6. | Candisari | - | - | - | - |
| 7. | Tembalang | - | - | - | - |
| 8. | Pedurungan | - | - | - | - |
| 9. | Genuk | - | - | - | - |
| 10. | Gayamsari | - | - | - | - |
| 11. | Smg Timur | - | - | - | - |
| 12. | Smg Utara | - | - | - | - |
| 13. | Smg Tengah | - | - | - | - |
| 14. | Smg Barat | - | - | - | - |
| 15. | Ngaliyan | - | - | - | - |
| 16. | Tugu | - | 5 | 3 | - |
| Jumlah | | 3 | 7 | 10 | - |

Tabel 70. Luas Panen Melinjo Menurut Kecamatan di Kota Semarang Tahun 2018 – 2021

| No | Kecamatan | Luas Panen (Pohon) | | | |
|---------------|---------------|--------------------|--------------|--------------|--------------|
| | | 2018 | 2019 | 2020 | 2021 |
| 1. | Mijen | 825 | 920 | - | - |
| 2. | Gunungpati | 650 | 100 | 164 | 740 |
| 3. | Banyumanik | - | - | - | - |
| 4. | Gajah Mungkur | - | - | - | - |
| 5. | Smg Selatan | - | - | - | - |
| 6. | Candisari | 7 | 4 | 5 | 10 |
| 7. | Tembalang | 802 | 1.125 | 1.138 | 1,120 |
| 8. | Pedurungan | - | - | - | 15 |
| 9. | Genuk | - | - | - | - |
| 10. | Gayamsari | - | - | - | - |
| 11. | Smg Timur | - | 15 | 7 | - |
| 12. | Smg Utara | - | - | - | - |
| 13. | Smg Tengah | - | - | - | - |
| 14. | Smg Barat | - | 23 | 9 | 8 |
| 15. | Ngaliyan | 50 | 52 | 40 | 44 |
| 16. | Tugu | 12 | - | - | 17 |
| Jumlah | | 2.346 | 2.239 | 1.363 | 1,954 |

Tabel 71. Produksi Melinjo Menurut Kecamatan di Kota Semarang Tahun 2018 – 2021

| No | Kecamatan | Produksi (Kuintal) | | | |
|---------------|---------------|--------------------|------------|------------|------------|
| | | 2018 | 2019 | 2020 | 2021 |
| 1. | Mijen | 250 | 250 | - | - |
| 2. | Gunungpati | 71 | 9 | 15 | 85.63 |
| 3. | Banyumanik | - | - | - | - |
| 4. | Gajah Mungkur | - | - | - | - |
| 5. | Smg Selatan | - | - | - | - |
| 6. | Candisari | 5 | 1 | 4 | 5.65 |
| 7. | Tembalang | 493 | 360 | 548 | 314.20 |
| 8. | Pedurungan | - | - | - | 2.29 |
| 9. | Genuk | - | - | - | - |
| 10. | Gayamsari | - | - | - | - |
| 11. | Smg Timur | - | 2 | 4 | - |
| 12. | Smg Utara | - | - | - | - |
| 13. | Smg Tengah | - | - | - | - |
| 14. | Smg Barat | - | 12 | 3 | 2.48 |
| 15. | Ngaliyan | 6 | 21 | 16 | 7.80 |
| 16. | Tugu | 2 | - | - | 1.85 |
| Jumlah | | 827 | 655 | 590 | 420 |

Tabel 72. Luas Panen Nangka/Cempedak Menurut Kecamatan di Kota Semarang Tahun 2018 – 2021

| No | Kecamatan | Luas Panen (Pohon) | | | |
|---------------|---------------|--------------------|--------------|--------------|--------------|
| | | 2018 | 2019 | 2020 | 2021 |
| 1. | Mijen | 1.633 | 1.476 | 1.237 | 1,246 |
| 2. | Gunungpati | 1.503 | 2.000 | 2.004 | 1,985 |
| 3. | Banyumanik | 151 | 400 | 150 | 331 |
| 4. | Gajah Mungkur | 185 | 143 | 100 | 5 |
| 5. | Smg Selatan | 25 | - | - | - |
| 6. | Candisari | 18 | 35 | 21 | 12 |
| 7. | Tembalang | 435 | 440 | 450 | 440 |
| 8. | Pedurungan | - | - | - | - |
| 9. | Genuk | 24 | 28 | 27 | 50 |
| 10. | Gayamsari | - | - | - | - |
| 11. | Smg Timur | - | - | - | - |
| 12. | Smg Utara | - | - | - | - |
| 13. | Smg Tengah | - | - | - | - |
| 14. | Smg Barat | - | - | - | - |
| 15. | Ngaliyan | - | 4 | 5 | 20 |
| 16. | Tugu | 7 | 7 | 13 | 9 |
| Jumlah | | 3.981 | 4.533 | 4.007 | 4,098 |

Tabel 73. Produksi Nangka/Cempedak Menurut Kecamatan di Kota Semarang Tahun 2018 – 2021

| No | Kecamatan | Produksi (Kuintal) | | | |
|---------------|---------------|--------------------|--------------|--------------|--------------|
| | | 2018 | 2019 | 2020 | 2021 |
| 1. | Mijen | 3.224 | 4.050 | 1.728 | 1,242.46 |
| 2. | Gunungpati | 3.125 | 3.217 | 2.448 | 1,291.53 |
| 3. | Banyumanik | 120 | 173 | 44 | 47.69 |
| 4. | Gajah Mungkur | 71 | 38 | 35 | 1.20 |
| 5. | Smg Selatan | 20 | - | 20 | - |
| 6. | Candisari | 17 | 13 | 12 | 6.08 |
| 7. | Tembalang | 391 | 350 | 349 | 185.40 |
| 8. | Pedurungan | - | - | - | - |
| 9. | Genuk | 16 | 17 | 18 | 35.86 |
| 10. | Gayamsari | - | - | - | - |
| 11. | Smg Timur | - | - | - | - |
| 12. | Smg Utara | - | - | - | - |
| 13. | Smg Tengah | - | - | - | - |
| 14. | Smg Barat | - | - | - | - |
| 15. | Ngaliyan | - | 1 | 2 | 12.08 |
| 16. | Tugu | 5 | 7 | 8 | 1.85 |
| Jumlah | | 6.989 | 7.866 | 4.664 | 2,824 |

Tabel 74. Luas Panen Nanas Menurut Kecamatan di Kota Semarang Tahun 2018 – 2021

| No | Kecamatan | Luas Panen (Pohon) | | | |
|---------------|---------------|--------------------|--------------|--------------|--------------|
| | | 2018 | 2019 | 2020 | 2021 |
| 1. | Mijen | 8.224 | 7.983 | 1.817 | 1,857 |
| 2. | Gunungpati | 271 | 250 | 255 | 250 |
| 3. | Banyumanik | 150 | 300 | 100 | 190 |
| 4. | Gajah Mungkur | - | - | - | - |
| 5. | Smg Selatan | - | - | - | - |
| 6. | Candisari | - | - | - | - |
| 7. | Tembalang | - | - | - | - |
| 8. | Pedurungan | - | - | - | - |
| 9. | Genuk | - | - | - | - |
| 10. | Gayamsari | - | - | - | - |
| 11. | Smg Timur | - | - | - | - |
| 12. | Smg Utara | - | - | - | - |
| 13. | Smg Tengah | - | - | - | - |
| 14. | Smg Barat | - | - | - | - |
| 15. | Ngaliyan | - | - | - | - |
| 16. | Tugu | 20 | - | - | - |
| Jumlah | | 8.665 | 8.533 | 2.172 | 2,297 |

Tabel 75. Produksi Nanas Menurut Kecamatan di Kota Semarang Tahun 2018 – 2021

| No | Kecamatan | Produksi (Kuintal) | | | |
|---------------|---------------|--------------------|------------|-----------|------------|
| | | 2018 | 2019 | 2020 | 2021 |
| 1. | Mijen | 252 | 249 | 73 | 93.16 |
| 2. | Gunungpati | 17 | 16 | 15 | 10.90 |
| 3. | Banyumanik | 16 | 24 | 3 | 4.87 |
| 4. | Gajah Mungkur | - | - | - | - |
| 5. | Smg Selatan | - | - | - | - |
| 6. | Candisari | - | - | - | - |
| 7. | Tembalang | - | - | - | - |
| 8. | Pedurungan | - | - | - | - |
| 9. | Genuk | - | - | - | - |
| 10. | Gayamsari | - | - | - | - |
| 11. | Smg Timur | - | - | - | - |
| 12. | Smg Utara | - | - | - | - |
| 13. | Smg Tengah | - | - | - | - |
| 14. | Smg Barat | - | - | - | - |
| 15. | Ngaliyan | - | - | - | - |
| 16. | Tugu | 1 | - | - | - |
| Jumlah | | 286 | 289 | 91 | 109 |

Tabel 76. Luas Panen Pepaya Menurut Kecamatan di Kota Semarang Tahun 2018 – 2021

| No | Kecamatan | Luas Panen (Pohon) | | | |
|---------------|---------------|--------------------|--------------|--------------|--------------|
| | | 2018 | 2019 | 2020 | 2021 |
| 1. | Mijen | 897 | 1.377 | 1.782 | 1,782 |
| 2. | Gunungpati | 791 | 1.000 | 1.000 | 1,200 |
| 3. | Banyumanik | 300 | 300 | 520 | 550 |
| 4. | Gajah Mungkur | - | 20 | 60 | 200 |
| 5. | Smg Selatan | - | - | - | - |
| 6. | Candisari | 27 | 66 | 51 | 275 |
| 7. | Tembalang | 650 | 700 | 560 | 560 |
| 8. | Pedurungan | 50 | 50 | 87 | 81 |
| 9. | Genuk | 45 | 55 | 57 | 67 |
| 10. | Gayamsari | 76 | 80 | 70 | 71 |
| 11. | Smg Timur | | - | 20 | 20 |
| 12. | Smg Utara | 25 | 30 | 39 | - |
| 13. | Smg Tengah | | - | - | - |
| 14. | Smg Barat | | - | - | 13 |
| 15. | Ngaliyan | 125 | 290 | 230 | 555 |
| 16. | Tugu | 195 | 259 | 186 | 208 |
| Jumlah | | 3.181 | 4.227 | 4.662 | 5.582 |

Tabel 77. Produksi Pepaya Menurut Kecamatan di Kota Semarang Tahun 2018 – 2021

| No | Kecamatan | Produksi (Kuintal) | | | |
|---------------|---------------|--------------------|--------------|--------------|--------------|
| | | 2018 | 2019 | 2020 | 2021 |
| 1. | Mijen | 2.000 | 2.439 | 1.723 | 1,035.03 |
| 2. | Gunungpati | 245 | 170 | 223 | 277.18 |
| 3. | Banyumanik | 128 | 114 | 129 | 225.95 |
| 4. | Gajah Mungkur | - | 4 | 17 | 55.25 |
| 5. | Smg Selatan | - | - | - | - |
| 6. | Candisari | 19 | 20 | 16 | 48.93 |
| 7. | Tembalang | 217 | 167 | 168 | 134.80 |
| 8. | Pedurungan | 18 | 16 | 88 | 150.48 |
| 9. | Genuk | 54 | 61 | 62 | 41.70 |
| 10. | Gayamsari | 26 | 13 | 17 | 6.00 |
| 11. | Smg Timur | - | - | 4 | 2.04 |
| 12. | Smg Utara | 23 | 26 | 24 | - |
| 13. | Smg Tengah | - | - | - | - |
| 14. | Smg Barat | - | - | - | 2.35 |
| 15. | Ngaliyan | 47 | 162 | 59 | 100.84 |
| 16. | Tugu | 87 | 101 | 78 | 68.43 |
| Jumlah | | 2.864 | 3.293 | 2.608 | 2,149 |

Tabel 78. Luas Panen Petai Menurut Kecamatan di Kota Semarang Tahun 2018 – 2021

| No | Kecamatan | Luas Panen (Pohon) | | | |
|---------------|---------------|--------------------|--------------|--------------|--------------|
| | | 2018 | 2019 | 2020 | 2021 |
| 1. | Mijen | 205 | 569 | 5.170 | 5,170.00 |
| 2. | Gunungpati | 210 | 250 | 258 | 242.00 |
| 3. | Banyumanik | 100 | 300 | 180 | 210.00 |
| 4. | Gajah Mungkur | - | 7 | 10 | 5.00 |
| 5. | Smg Selatan | - | - | - | - |
| 6. | Candisari | 8 | 4 | 4 | 25.00 |
| 7. | Tembalang | 1.645 | 1.750 | 2.640 | 1,875.00 |
| 8. | Pedurungan | - | - | - | - |
| 9. | Genuk | - | - | - | - |
| 10. | Gayamsari | - | - | - | - |
| 11. | Smg Timur | - | - | - | 9.00 |
| 12. | Smg Utara | - | - | - | - |
| 13. | Smg Tengah | - | - | - | - |
| 14. | Smg Barat | - | - | - | - |
| 15. | Ngaliyan | 200 | 190 | 85 | 170.00 |
| 16. | Tugu | 7 | - | 5 | - |
| Jumlah | | 2.375 | 3.070 | 8.352 | 7,706 |

Tabel 79. Produksi Petai Menurut Kecamatan di Kota Semarang Tahun 2018 – 2021

| No | Kecamatan | Produksi (Kuintal) | | | |
|---------------|---------------|--------------------|--------------|--------------|--------------|
| | | 2018 | 2019 | 2020 | 2021 |
| 1. | Mijen | 36 | 128 | 914 | 819.10 |
| 2. | Gunungpati | 82 | 87 | 101 | 76.80 |
| 3. | Banyumanik | 40 | 144 | 34 | 73.11 |
| 4. | Gajah Mungkur | - | 1 | 4 | 1.05 |
| 5. | Smg Selatan | - | - | - | - |
| 6. | Candisari | 9 | 1 | 4 | 6.16 |
| 7. | Tembalang | 539 | 609 | 725 | 349.14 |
| 8. | Pedurungan | - | - | - | - |
| 9. | Genuk | - | - | - | - |
| 10. | Gayamsari | - | - | - | - |
| 11. | Smg Timur | - | - | - | 5.57 |
| 12. | Smg Utara | - | - | - | - |
| 13. | Smg Tengah | - | - | - | - |
| 14. | Smg Barat | - | - | - | - |
| 15. | Ngaliyan | 50 | 112 | 25 | 70.20 |
| 16. | Tugu | 1 | - | 2 | - |
| Jumlah | | 757 | 1.082 | 1.809 | 1.401 |

Tabel 80. Luas Panen Salak Menurut Kecamatan di Kota Semarang Tahun 2018 – 2021

| No | Kecamatan | Luas Panen (Rumpun) | | | |
|---------------|---------------|---------------------|--------------|--------------|--------------|
| | | 2018 | 2019 | 2020 | 2021 |
| 1. | Mijen | 3.389 | 3.431 | 3.451 | 2,451.00 |
| 2. | Gunungpati | 300 | 350 | 310 | 250.00 |
| 3. | Banyumanik | - | - | - | - |
| 4. | Gajah Mungkur | - | - | - | - |
| 5. | Smg Selatan | - | - | - | - |
| 6. | Candisari | - | - | - | - |
| 7. | Tembalang | 102 | 50 | 15 | 15.00 |
| 8. | Pedurungan | - | - | - | - |
| 9. | Genuk | - | - | - | - |
| 10. | Gayamsari | - | - | - | - |
| 11. | Smg Timur | - | - | - | - |
| 12. | Smg Utara | - | - | - | - |
| 13. | Smg Tengah | - | - | - | - |
| 14. | Smg Barat | - | - | - | - |
| 15. | Ngaliyan | - | - | - | - |
| 16. | Tugu | - | - | - | - |
| Jumlah | | 3.791 | 3.831 | 3.776 | 2,716 |

Tabel 81. Produksi Salak Menurut Kecamatan di Kota Semarang Tahun 2018 – 2021

| No | Kecamatan | Produksi (Kuintal) | | | |
|---------------|---------------|--------------------|------------|------------|------------|
| | | 2018 | 2019 | 2020 | 2021 |
| 1. | Mijen | 243 | 170 | 128 | 143.69 |
| 2. | Gunungpati | 40 | 25 | 27 | 45.29 |
| 3. | Banyumanik | - | - | - | - |
| 4. | Gajah Mungkur | - | - | - | - |
| 5. | Smg Selatan | - | - | - | - |
| 6. | Candisari | - | - | - | - |
| 7. | Tembalang | 8 | 7 | 4 | 1.00 |
| 8. | Pedurungan | - | - | - | - |
| 9. | Genuk | - | - | - | - |
| 10. | Gayamsari | - | - | - | - |
| 11. | Smg Timur | - | - | - | - |
| 12. | Smg Utara | - | - | - | - |
| 13. | Smg Tengah | - | - | - | - |
| 14. | Smg Barat | - | - | - | - |
| 15. | Ngaliyan | - | - | - | - |
| 16. | Tugu | - | - | - | - |
| Jumlah | | 291 | 202 | 159 | 190 |

Tabel 82. Luas Panen Sawo Menurut Kecamatan di Kota Semarang Tahun 2018 – 2021

| No | Kecamatan | Luas Panen (Pohon) | | | |
|---------------|---------------|--------------------|------------|------------|--------------|
| | | 2018 | 2019 | 2020 | 2021 |
| 1. | Mijen | 256 | 313 | 375 | 375.00 |
| 2. | Gunungpati | 10 | 25 | 30 | 150.00 |
| 3. | Banyumanik | - | - | - | - |
| 4. | Gajah Mungkur | 37 | 57 | 65 | 100.00 |
| 5. | Smg Selatan | - | - | - | - |
| 6. | Candisari | - | 10 | 14 | 52.00 |
| 7. | Tembalang | 320 | 372 | 390 | 300.00 |
| 8. | Pedurungan | - | - | - | 10.00 |
| 9. | Genuk | 10 | 15 | 15 | 29.00 |
| 10. | Gayamsari | - | - | - | - |
| 11. | Smg Timur | - | - | - | - |
| 12. | Smg Utara | - | - | - | - |
| 13. | Smg Tengah | - | - | - | - |
| 14. | Smg Barat | 64 | 49 | 35 | - |
| 15. | Ngaliyan | 50 | 39 | 32 | 37.00 |
| 16. | Tugu | 7 | 9 | 4 | 8.00 |
| Jumlah | | 754 | 889 | 960 | 1.061 |

Tabel 83. Produksi Sawo Menurut Kecamatan di Kota Semarang Tahun 2018 – 2021

| No | Kecamatan | Produksi (Kuintal) | | | |
|---------------|---------------|--------------------|------------|------------|------------|
| | | 2018 | 2019 | 2020 | 2021 |
| 1. | Mijen | 130 | 117 | 126 | 122.55 |
| 2. | Gunungpati | 8 | 14 | 25 | 139.26 |
| 3. | Banyumanik | - | - | - | - |
| 4. | Gajah Mungkur | 62 | 83 | 45 | 164.72 |
| 5. | Smg Selatan | - | - | - | - |
| 6. | Candisari | 5 | 5 | 11 | 30.30 |
| 7. | Tembalang | 258 | 254 | 278 | 117.95 |
| 8. | Pedurungan | - | - | - | 2.64 |
| 9. | Genuk | 6 | 11 | 12 | 21.68 |
| 10. | Gayamsari | - | - | - | - |
| 11. | Smg Timur | - | - | - | - |
| 12. | Smg Utara | - | - | - | - |
| 13. | Smg Tengah | - | - | - | - |
| 14. | Smg Barat | 97 | 72 | 27 | - |
| 15. | Ngaliyan | 15 | 18 | 16 | 28.40 |
| 16. | Tugu | 4 | 5 | 1 | 1.85 |
| Jumlah | | 585 | 579 | 541 | 629 |

Tabel 84. Luas Panen Sirsak Menurut Kecamatan di Kota Semarang Tahun 2018 – 2021

| No | Kecamatan | Luas Panen (Pohon) | | | |
|---------------|---------------|--------------------|------------|------------|------------|
| | | 2018 | 2019 | 2020 | 2021 |
| 1. | Mijen | 124 | 228 | 148 | 148.00 |
| 2. | Gunungpati | 160 | 225 | 145 | 320.00 |
| 3. | Banyumanik | 50 | 100 | 65 | 85.00 |
| 4. | Gajah Mungkur | 30 | 10 | 20 | 10.00 |
| 5. | Smg Selatan | - | - | - | - |
| 6. | Candisari | 5 | 12 | 12 | 17.00 |
| 7. | Tembalang | - | - | - | - |
| 8. | Pedurungan | - | - | - | - |
| 9. | Genuk | 30 | 50 | 55 | 62.00 |
| 10. | Gayamsari | - | - | - | - |
| 11. | Smg Timur | - | - | - | - |
| 12. | Smg Utara | - | - | - | - |
| 13. | Smg Tengah | - | - | - | - |
| 14. | Smg Barat | - | - | - | - |
| 15. | Ngaliyan | 40 | 45 | 7 | 21.00 |
| 16. | Tugu | - | - | - | - |
| Jumlah | | 439 | 670 | 452 | 663 |

Tabel 85. Produksi Sirsak Menurut Kecamatan di Kota Semarang Tahun 2018 – 2021

| No | Kecamatan | Produksi (Kuintal) | | | |
|---------------|---------------|--------------------|------------|------------|------------|
| | | 2018 | 2019 | 2020 | 2021 |
| 1. | Mijen | 37 | 41 | 31 | 28.45 |
| 2. | Gunungpati | 45 | 45 | 32 | 23.98 |
| 3. | Banyumanik | 26 | 50 | 19 | 51.43 |
| 4. | Gajah Mungkur | 9 | 5 | 7 | 42.05 |
| 5. | Smg Selatan | - | - | - | - |
| 6. | Candisari | 6 | 4 | 4 | 18.96 |
| 7. | Tembalang | - | - | - | - |
| 8. | Pedurungan | - | - | - | - |
| 9. | Genuk | 21 | 25 | 18 | 29.48 |
| 10. | Gayamsari | - | - | - | - |
| 11. | Smg Timur | - | - | - | - |
| 12. | Smg Utara | - | - | - | - |
| 13. | Smg Tengah | - | - | - | - |
| 14. | Smg Barat | - | - | - | - |
| 15. | Ngaliyan | 4 | 4 | 2 | 57.00 |
| 16. | Tugu | - | - | - | - |
| Jumlah | | 148 | 174 | 113 | 251 |

Tabel 86. Luas Panen Sukun Menurut Kecamatan di Kota Semarang Tahun 2018 – 2021

| No | Kecamatan | Luas Panen (Pohon) | | | |
|---------------|---------------|--------------------|---------------|---------------|---------------|
| | | 2018 | 2019 | 2020 | 2021 |
| 1. | Mijen | 1.400 | 1.429 | 4.114 | 4,112.00 |
| 2. | Gunungpati | 1.700 | 1.725 | 4.120 | 4,000.00 |
| 3. | Banyumanik | 200 | 250 | 274 | 205.00 |
| 4. | Gajah Mungkur | 175 | 150 | 100 | 15.00 |
| 5. | Smg Selatan | 54 | 40 | 45 | 25.00 |
| 6. | Candisari | 17 | 6 | 10 | 105.00 |
| 7. | Tembalang | 6.242 | 7.200 | 8.072 | 8,200.00 |
| 8. | Pedurungan | - | - | - | - |
| 9. | Genuk | 6 | 6 | 6 | 80.00 |
| 10. | Gayamsari | 10 | 70 | 100 | 15.00 |
| 11. | Smg Timur | - | 10 | 3 | 10.00 |
| 12. | Smg Utara | - | - | - | - |
| 13. | Smg Tengah | - | - | - | - |
| 14. | Smg Barat | 8 | 34 | 30 | 14.00 |
| 15. | Ngaliyan | 102 | 300 | 200 | 865.00 |
| 16. | Tugu | 600 | 103 | 37 | 81.00 |
| Jumlah | | 10.514 | 11.323 | 17.111 | 17,727 |

Tabel 87. Produksi Sukun Menurut Kecamatan di Kota Semarang Tahun 2018 – 2021

| No | Kecamatan | Produksi (Kuintal) | | | |
|---------------|---------------|--------------------|--------------|--------------|--------------|
| | | 2018 | 2019 | 2020 | 2021 |
| 1. | Mijen | 290 | 500 | 660 | 600.97 |
| 2. | Gunungpati | 691 | 677 | 1.230 | 886.30 |
| 3. | Banyumanik | 160 | 108 | 130 | 119.10 |
| 4. | Gajah Mungkur | 59 | 75 | 36 | 131.22 |
| 5. | Smg Selatan | 13 | 7 | 16 | 7.54 |
| 6. | Candisari | 21 | 3 | 5 | 22.65 |
| 7. | Tembalang | 3.632 | 2.938 | 3.372 | 3,713.80 |
| 8. | Pedurungan | - | - | - | - |
| 9. | Genuk | 11 | 11 | 7 | 31.17 |
| 10. | Gayamsari | 8 | 20 | 33 | 2.00 |
| 11. | Smg Timur | - | 2 | 1 | 0.91 |
| 12. | Smg Utara | - | - | - | - |
| 13. | Smg Tengah | - | - | - | - |
| 14. | Smg Barat | 1 | 11 | 9 | 6.19 |
| 15. | Ngaliyan | 63 | 161 | 72 | 67.72 |
| 16. | Tugu | 276 | 64 | 20 | 13.64 |
| Jumlah | | 5.225 | 4.577 | 5.591 | 5,603 |

Tabel 88. Luas Panen Tanaman Sayur Buah Semusim Kota Semarang Tahun 2018 – 2021

| No. | Komoditas | Luas Panen (Ha) | | | |
|-----|----------------|-----------------|-------|-------|-------|
| | | 2018 | 2019 | 2020 | 2021 |
| 1. | Kacang Panjang | 2 | 1 | 5 | 10.20 |
| 2. | Kangkung | 13 | 6 | 3 | 16.28 |
| 3. | Cabe Besar | 3 | - | - | - |
| 4. | Bayam | 3 | 4 | - | 0.06 |
| 5. | Terong | 1 | - | - | - |
| 6. | Cabe Rawit | 4 | - | 1 | 0.37 |
| 7. | Jamur*) | 1.624 | 2.059 | 2.005 | 9,342 |
| 8. | Ketimun | - | - | - | - |
| 9. | Tomat | - | - | - | - |
| 10 | Bawang merah | - | 1 | - | - |

*) Luas dalam satuan m²

Tabel 89. Produksi Tanaman Sayur Buah Semusim Kota Semarang Tahun 2018 – 2021

| No. | Komoditas | Produksi (Kuintal) | | | |
|-----|----------------|--------------------|--------|--------|--------|
| | | 2018 | 2019 | 2020 | 2021 |
| 1. | Kacang Panjang | 17 | 6 | 34 | 36.70 |
| 2. | Kangkung | 161 | 64 | 52 | 69.73 |
| 3. | Cabe Besar | 30 | - | - | - |
| 4. | Bayam | 20 | 38 | - | 2.57 |
| 5. | Terong | 17 | - | - | - |
| 6. | Cabe Rawit | 47 | - | 21 | 2.11 |
| 7. | Jamur*) | 29.639 | 29.759 | 28.468 | 726.58 |
| 8. | Ketimun | - | - | - | - |
| 9. | Tomat | - | - | - | - |
| 10 | Bawang merah | - | 90 | - | - |

*) Produksi dalam satuan kg

Tabel 90. Luas Panen Bawang Merah Menurut Kecamatan di Kota Semarang Tahun 2018 – 2021

| No | Kecamatan | Luas Panen (Ha) | | | |
|---------------|---------------|-----------------|----------|------|------|
| | | 2018 | 2019 | 2020 | 2021 |
| 1. | Mijen | - | - | - | - |
| 2. | Gunungpati | - | - | - | - |
| 3. | Banyumanik | - | - | - | - |
| 4. | Gajah Mungkur | - | - | - | - |
| 5. | Smg Selatan | - | - | - | - |
| 6. | Candisari | - | - | - | - |
| 7. | Tembalang | - | - | - | - |
| 8. | Pedurungan | - | - | - | - |
| 9. | Genuk | - | - | - | - |
| 10. | Gayamsari | - | - | - | - |
| 11. | Smg Timur | - | - | - | - |
| 12. | Smg Utara | - | - | - | - |
| 13. | Smg Tengah | - | - | - | - |
| 14. | Smg Barat | - | - | - | - |
| 15. | Ngaliyan | - | - | - | - |
| 16. | Tugu | - | 1 | - | - |
| Jumlah | | - | 1 | - | - |

Tabel 91. Produksi Bawang Merah Menurut Kecamatan di Kota Semarang Tahun 2018 – 2021

| No | Kecamatan | Produksi (Kuintal) | | | |
|---------------|---------------|--------------------|-----------|----------|----------|
| | | 2018 | 2019 | 2020 | 2021 |
| 1. | Mijen | - | - | - | - |
| 2. | Gunungpati | - | - | - | - |
| 3. | Banyumanik | - | - | - | - |
| 4. | Gajah Mungkur | - | - | - | - |
| 5. | Smg Selatan | - | - | - | - |
| 6. | Candisari | - | - | - | - |
| 7. | Tembalang | - | - | - | - |
| 8. | Pedurungan | - | - | - | - |
| 9. | Genuk | - | - | - | - |
| 10. | Gayamsari | - | - | - | - |
| 11. | Smg Timur | - | - | - | - |
| 12. | Smg Utara | - | - | - | - |
| 13. | Smg Tengah | - | - | - | - |
| 14. | Smg Barat | - | - | - | - |
| 15. | Ngaliyan | - | - | - | - |
| 16. | Tugu | - | 90 | - | - |
| Jumlah | | - | 90 | - | - |

Tabel 92. Luas Panen Bayam Menurut Kecamatan di Kota Semarang Tahun 2018 – 2021

| No | Kecamatan | Luas Panen (Ha) | | | |
|---------------|---------------|-----------------|----------|----------|-------------|
| | | 2018 | 2019 | 2020 | 2021 |
| 1. | Mijen | - | - | - | - |
| 2. | Gunungpati | - | - | - | - |
| 3. | Banyumanik | - | - | - | - |
| 4. | Gajah Mungkur | - | - | - | - |
| 5. | Smg Selatan | - | - | - | - |
| 6. | Candisari | - | - | - | - |
| 7. | Tembalang | - | - | - | - |
| 8. | Pedurungan | - | - | - | - |
| 9. | Genuk | - | - | - | - |
| 10. | Gayamsari | - | - | - | - |
| 11. | Smg Timur | - | - | - | - |
| 12. | Smg Utara | - | - | - | - |
| 13. | Smg Tengah | - | - | - | - |
| 14. | Smg Barat | - | - | - | - |
| 15. | Ngaliyan | - | - | - | - |
| 16. | Tugu | 3 | 4 | - | 0.06 |
| Jumlah | | 3 | 4 | - | 0.06 |

Tabel 93. Produksi Bayam Menurut Kecamatan di Kota Semarang Tahun 2018 – 2021

| No | Kecamatan | Produksi (Kuintal) | | | |
|---------------|---------------|--------------------|-----------|----------|-------------|
| | | 2018 | 2019 | 2020 | 2021 |
| 1. | Mijen | - | - | - | - |
| 2. | Gunungpati | - | - | - | - |
| 3. | Banyumanik | - | - | - | - |
| 4. | Gajah Mungkur | - | - | - | - |
| 5. | Smg Selatan | - | - | - | - |
| 6. | Candisari | - | - | - | - |
| 7. | Tembalang | - | - | - | - |
| 8. | Pedurungan | - | - | - | - |
| 9. | Genuk | - | - | - | - |
| 10. | Gayamsari | - | - | - | - |
| 11. | Smg Timur | - | - | - | - |
| 12. | Smg Utara | - | - | - | - |
| 13. | Smg Tengah | - | - | - | - |
| 14. | Smg Barat | - | - | - | - |
| 15. | Ngaliyan | - | - | - | - |
| 16. | Tugu | 20 | 38 | - | 2.57 |
| Jumlah | | 20 | 38 | - | 2.57 |

Tabel 94. Luas Panen Cabai Besar Menurut Kecamatan di Kota Semarang Tahun 2018 – 2021

| No | Kecamatan | Luas Panen (Ha) | | | |
|---------------|---------------|-----------------|----------|----------|----------|
| | | 2018 | 2019 | 2020 | 2021 |
| 1. | Mijen | - | - | - | - |
| 2. | Gunungpati | - | - | - | - |
| 3. | Banyumanik | - | - | - | - |
| 4. | Gajah Mungkur | - | - | - | - |
| 5. | Smg Selatan | - | - | - | - |
| 6. | Candisari | - | - | - | - |
| 7. | Tembalang | 3 | - | - | - |
| 8. | Pedurungan | - | - | - | - |
| 9. | Genuk | - | - | - | - |
| 10. | Gayamsari | - | - | - | - |
| 11. | Smg Timur | - | - | - | - |
| 12. | Smg Utara | - | - | - | - |
| 13. | Smg Tengah | - | - | - | - |
| 14. | Smg Barat | - | - | - | - |
| 15. | Ngaliyan | - | - | - | - |
| 16. | Tugu | - | - | - | - |
| Jumlah | | 3 | - | - | - |

Tabel 95. Produksi Cabai Besar Menurut Kecamatan di Kota Semarang Tahun 2018 – 2021

| No | Kecamatan | Produksi (Kuintal) | | | |
|---------------|---------------|--------------------|----------|----------|----------|
| | | 2018 | 2019 | 2020 | 2021 |
| 1. | Mijen | - | - | - | - |
| 2. | Gunungpati | - | - | - | - |
| 3. | Banyumanik | - | - | - | - |
| 4. | Gajah Mungkur | - | - | - | - |
| 5. | Smg Selatan | - | - | - | - |
| 6. | Candisari | - | - | - | - |
| 7. | Tembalang | 30 | - | - | - |
| 8. | Pedurungan | - | - | - | - |
| 9. | Genuk | - | - | - | - |
| 10. | Gayamsari | - | - | - | - |
| 11. | Smg Timur | - | - | - | - |
| 12. | Smg Utara | - | - | - | - |
| 13. | Smg Tengah | - | - | - | - |
| 14. | Smg Barat | - | - | - | - |
| 15. | Ngaliyan | - | - | - | - |
| 16. | Tugu | - | - | - | - |
| Jumlah | | 30 | - | - | - |

Tabel 96. Luas Panen Cabai Rawit Menurut Kecamatan di Kota Semarang Tahun 2018 – 2021

| No | Kecamatan | Luas Panen (Ha) | | | |
|---------------|---------------|-----------------|----------|----------|-------------|
| | | 2018 | 2019 | 2020 | 2021 |
| 1. | Mijen | 1 | - | - | 0.06 |
| 2. | Gunungpati | - | - | 1 | 0.14 |
| 3. | Banyumanik | - | - | - | - |
| 4. | Gajah Mungkur | - | - | - | - |
| 5. | Smg Selatan | - | - | - | - |
| 6. | Candisari | - | - | - | - |
| 7. | Tembalang | 3 | - | - | - |
| 8. | Pedurungan | - | - | - | - |
| 9. | Genuk | - | - | - | - |
| 10. | Gayamsari | - | - | - | - |
| 11. | Smg Timur | - | - | - | 0.13 |
| 12. | Smg Utara | - | - | - | 0.02 |
| 13. | Smg Tengah | - | - | - | - |
| 14. | Smg Barat | - | - | - | - |
| 15. | Ngaliyan | - | - | - | - |
| 16. | Tugu | - | - | - | 0.02 |
| Jumlah | | 4 | - | 1 | 0.37 |

Tabel 97. Produksi Cabai Rawit Menurut Kecamatan di Kota Semarang Tahun 2018 – 2021

| No | Kecamatan | Produksi (Kuintal) | | | |
|---------------|---------------|--------------------|----------|-----------|-------------|
| | | 2018 | 2019 | 2020 | 2021 |
| 1. | Mijen | 20 | - | - | 0.12 |
| 2. | Gunungpati | - | - | 21 | 0.28 |
| 3. | Banyumanik | - | - | - | - |
| 4. | Gajah Mungkur | - | - | - | - |
| 5. | Smg Selatan | - | - | - | - |
| 6. | Candisari | - | - | - | - |
| 7. | Tembalang | 27 | - | - | - |
| 8. | Pedurungan | - | - | - | - |
| 9. | Genuk | - | - | - | - |
| 10. | Gayamsari | - | - | - | - |
| 11. | Smg Timur | - | - | - | 0.82 |
| 12. | Smg Utara | - | - | - | 0.40 |
| 13. | Smg Tengah | - | - | - | - |
| 14. | Smg Barat | - | - | - | - |
| 15. | Ngaliyan | - | - | - | - |
| 16. | Tugu | - | - | - | 0.49 |
| Jumlah | | 47 | - | 21 | 2.11 |

Tabel 98. Luas Panen Jamur Menurut Kecamatan di Kota Semarang Tahun 2018 – 2021

| No | Kecamatan | Luas Panen (M ²) | | | |
|---------------|---------------|------------------------------|--------------|--------------|--------------|
| | | 2018 | 2019 | 2020 | 2021 |
| 1. | Mijen | 744 | 729 | 1.127 | 4,441 |
| 2. | Gunungpati | 250 | 315 | 150 | 1,365 |
| 3. | Banyumanik | - | 115 | 72 | 246 |
| 4. | Gajah Mungkur | - | 100 | 50 | 920 |
| 5. | Smg Selatan | - | - | - | - |
| 6. | Candisari | - | - | - | 70 |
| 7. | Tembalang | 600 | 800 | 606 | 2,300 |
| 8. | Pedurungan | - | - | - | - |
| 9. | Genuk | 30 | - | - | - |
| 10. | Gayamsari | - | - | - | - |
| 11. | Smg Timur | - | - | - | - |
| 12. | Smg Utara | - | - | - | - |
| 13. | Smg Tengah | - | - | - | - |
| 14. | Smg Barat | - | - | - | - |
| 15. | Ngaliyan | - | - | - | - |
| 16. | Tugu | - | - | - | - |
| Jumlah | | 1.624 | 2.059 | 2.005 | 9,342 |

Tabel 99. Produksi Jamur Menurut Kecamatan di Kota Semarang Tahun 2018 – 2021

| No | Kecamatan | Produksi (Kg) | | | |
|---------------|---------------|---------------|---------------|---------------|---------------|
| | | 2018 | 2019 | 2020 | 2021 |
| 1. | Mijen | 20.088 | 19.254 | 18.019 | 263.27 |
| 2. | Gunungpati | 2.291 | 1.655 | 1.900 | 19.20 |
| 3. | Banyumanik | - | 400 | 1.224 | 10.18 |
| 4. | Gajah Mungkur | - | 200 | 775 | 85.53 |
| 5. | Smg Selatan | - | - | - | - |
| 6. | Candisari | - | - | - | 3.40 |
| 7. | Tembalang | 6.810 | 8.250 | 6.550 | 345.00 |
| 8. | Pedurungan | - | - | - | - |
| 9. | Genuk | 450 | - | - | - |
| 10. | Gayamsari | - | - | - | - |
| 11. | Smg Timur | - | - | - | - |
| 12. | Smg Utara | - | - | - | - |
| 13. | Smg Tengah | - | - | - | - |
| 14. | Smg Barat | - | - | - | - |
| 15. | Ngaliyan | - | - | - | - |
| 16. | Tugu | - | - | - | - |
| Jumlah | | 29.639 | 29.759 | 28.468 | 726.58 |

Tabel 100. Luas Panen Kacang Panjang Menurut Kecamatan di Kota Semarang Tahun 2018 – 2021

| No | Kecamatan | Luas Panen (Ha) | | | |
|---------------|---------------|-----------------|----------|----------|--------------|
| | | 2018 | 2019 | 2020 | 2021 |
| 1. | Mijen | - | - | - | - |
| 2. | Gunungpati | - | - | - | - |
| 3. | Banyumanik | - | - | - | - |
| 4. | Gajah Mungkur | - | - | - | - |
| 5. | Smg Selatan | - | - | - | - |
| 6. | Candisari | - | - | - | - |
| 7. | Tembalang | 1 | 1 | 4 | 10 |
| 8. | Pedurungan | - | - | - | - |
| 9. | Genuk | - | - | - | - |
| 10. | Gayamsari | - | - | - | - |
| 11. | Smg Timur | - | - | - | - |
| 12. | Smg Utara | - | - | - | - |
| 13. | Smg Tengah | - | - | - | - |
| 14. | Smg Barat | - | - | - | - |
| 15. | Ngaliyan | - | - | - | - |
| 16. | Tugu | 1 | - | - | 0.20 |
| Jumlah | | 2 | 1 | 4 | 10.20 |

Tabel 101. Produksi Kacang Panjang Menurut Kecamatan di Kota Semarang Tahun 2018 – 2021

| No | Kecamatan | Produksi (Kuintal) | | | |
|---------------|---------------|--------------------|----------|-----------|--------------|
| | | 2018 | 2019 | 2020 | 2021 |
| 1. | Mijen | - | - | - | - |
| 2. | Gunungpati | - | - | - | - |
| 3. | Banyumanik | - | - | - | - |
| 4. | Gajah Mungkur | - | - | - | - |
| 5. | Smg Selatan | - | - | - | - |
| 6. | Candisari | - | - | - | - |
| 7. | Tembalang | 12 | 6 | 20 | 36 |
| 8. | Pedurungan | - | - | - | - |
| 9. | Genuk | - | - | - | - |
| 10. | Gayamsari | - | - | - | - |
| 11. | Smg Timur | - | - | - | - |
| 12. | Smg Utara | - | - | - | - |
| 13. | Smg Tengah | - | - | - | - |
| 14. | Smg Barat | - | - | - | - |
| 15. | Ngaliyan | - | - | - | - |
| 16. | Tugu | 5 | - | 14 | 0.70 |
| Jumlah | | 17 | 6 | 34 | 36.70 |

Tabel 102. Luas Panen Kangkung Menurut Kecamatan di Kota Semarang Tahun 2018 – 2021

| No | Kecamatan | Luas Panen (Ha) | | | |
|---------------|---------------|-----------------|----------|-----------|--------------|
| | | 2018 | 2019 | 2020 | 2021 |
| 1. | Mijen | - | - | - | - |
| 2. | Gunungpati | - | - | - | - |
| 3. | Banyumanik | - | - | - | - |
| 4. | Gajah Mungkur | - | - | - | - |
| 5. | Smg Selatan | - | - | - | - |
| 6. | Candisari | - | - | - | 0.16 |
| 7. | Tembalang | 1 | 1 | 6 | 14.00 |
| 8. | Pedurungan | - | - | - | - |
| 9. | Genuk | - | - | - | - |
| 10. | Gayamsari | 3 | 4 | 46 | 2.00 |
| 11. | Smg Timur | - | - | - | 0.04 |
| 12. | Smg Utara | - | - | - | - |
| 13. | Smg Tengah | - | - | - | - |
| 14. | Smg Barat | - | - | - | - |
| 15. | Ngaliyan | - | - | - | - |
| 16. | Tugu | 9 | 1 | - | 0.08 |
| Jumlah | | 13 | 6 | 52 | 16.28 |

Tabel 103. Produksi Kangkung Menurut Kecamatan di Kota Semarang Tahun 2018 – 2021

| No | Kecamatan | Produksi (Kuintal) | | | |
|---------------|---------------|--------------------|-----------|-----------|--------------|
| | | 2018 | 2019 | 2020 | 2021 |
| 1. | Mijen | - | - | - | - |
| 2. | Gunungpati | - | - | - | - |
| 3. | Banyumanik | - | - | - | - |
| 4. | Gajah Mungkur | - | - | - | - |
| 5. | Smg Selatan | - | - | - | - |
| 6. | Candisari | - | - | - | 0.32 |
| 7. | Tembalang | 25 | 18 | 6 | 64.00 |
| 8. | Pedurungan | - | - | - | - |
| 9. | Genuk | - | - | - | - |
| 10. | Gayamsari | 34 | 36 | 46 | 4.00 |
| 11. | Smg Timur | - | - | - | 0.08 |
| 12. | Smg Utara | - | - | - | - |
| 13. | Smg Tengah | - | - | - | - |
| 14. | Smg Barat | - | - | - | - |
| 15. | Ngaliyan | - | - | - | - |
| 16. | Tugu | 102 | 10 | - | 1.33 |
| Jumlah | | 161 | 64 | 52 | 69.73 |

Tabel 104. Luas Panen Terung Menurut Kecamatan di Kota Semarang Tahun 2018 – 2021

| No | Kecamatan | Luas Panen (Ha) | | | |
|---------------|---------------|-----------------|----------|----------|----------|
| | | 2018 | 2019 | 2020 | 2021 |
| 1. | Mijen | - | - | - | - |
| 2. | Gunungpati | - | - | - | - |
| 3. | Banyumanik | - | - | - | - |
| 4. | Gajah Mungkur | - | - | - | - |
| 5. | Smg Selatan | - | - | - | - |
| 6. | Candisari | - | - | - | - |
| 7. | Tembalang | - | - | - | - |
| 8. | Pedurungan | - | - | - | - |
| 9. | Genuk | 1 | - | - | - |
| 10. | Gayamsari | - | - | - | - |
| 11. | Smg Timur | - | - | - | - |
| 12. | Smg Utara | - | - | - | - |
| 13. | Smg Tengah | - | - | - | - |
| 14. | Smg Barat | - | - | - | - |
| 15. | Ngaliyan | - | - | - | - |
| 16. | Tugu | - | - | - | - |
| Jumlah | | 1 | - | - | - |

Tabel 105. Produksi Terung Menurut Kecamatan di Kota Semarang Tahun 2018 – 2021

| No | Kecamatan | Produksi (Kuintal) | | | |
|---------------|---------------|--------------------|----------|----------|----------|
| | | 2018 | 2019 | 2020 | 2021 |
| 1. | Mijen | - | - | - | - |
| 2. | Gunungpati | - | - | - | - |
| 3. | Banyumanik | - | - | - | - |
| 4. | Gajah Mungkur | - | - | - | - |
| 5. | Smg Selatan | - | - | - | - |
| 6. | Candisari | - | - | - | - |
| 7. | Tembalang | - | - | - | - |
| 8. | Pedurungan | - | - | - | - |
| 9. | Genuk | 17 | - | - | - |
| 10. | Gayamsari | - | - | - | - |
| 11. | Smg Timur | - | - | - | - |
| 12. | Smg Utara | - | - | - | - |
| 13. | Smg Tengah | - | - | - | - |
| 14. | Smg Barat | - | - | - | - |
| 15. | Ngaliyan | - | - | - | - |
| 16. | Tugu | - | - | - | - |
| Jumlah | | 17 | - | - | - |

Tabel 106. Luas Panen Ketimun Menurut Kecamatan di Kota Semarang Tahun 2018 – 2021

| No | Kecamatan | Luas Panen (Ha) | | | |
|---------------|---------------|-----------------|------|------|------|
| | | 2018 | 2019 | 2020 | 2021 |
| 1. | Mijen | - | - | - | - |
| 2. | Gunungpati | - | - | - | - |
| 3. | Banyumanik | - | - | - | - |
| 4. | Gajah Mungkur | - | - | - | - |
| 5. | Smg Selatan | - | - | - | - |
| 6. | Candisari | - | - | - | - |
| 7. | Tembalang | - | - | - | - |
| 8. | Pedurungan | - | - | - | - |
| 9. | Genuk | - | - | - | - |
| 10. | Gayamsari | - | - | - | - |
| 11. | Smg Timur | - | - | - | - |
| 12. | Smg Utara | - | - | - | - |
| 13. | Smg Tengah | - | - | - | - |
| 14. | Smg Barat | - | - | - | - |
| 15. | Ngaliyan | - | - | - | - |
| 16. | Tugu | - | - | - | - |
| Jumlah | | - | - | - | - |

**Tabel 107. Produksi Ketimun Menurut Kecamatan di Kota Semarang Tahun 2018
– 2021**

| No | Kecamatan | Produksi (Kuintal) | | | |
|---------------|---------------|--------------------|------|------|------|
| | | 2018 | 2019 | 2020 | 2021 |
| 1. | Mijen | - | - | - | - |
| 2. | Gunungpati | - | - | - | - |
| 3. | Banyumanik | - | - | - | - |
| 4. | Gajah Mungkur | - | - | - | - |
| 5. | Smg Selatan | - | - | - | - |
| 6. | Candisari | - | - | - | - |
| 7. | Tembalang | - | - | - | - |
| 8. | Pedurungan | - | - | - | - |
| 9. | Genuk | - | - | - | - |
| 10. | Gayamsari | - | - | - | - |
| 11. | Smg Timur | - | - | - | - |
| 12. | Smg Utara | - | - | - | - |
| 13. | Smg Tengah | - | - | - | - |
| 14. | Smg Barat | - | - | - | - |
| 15. | Ngaliyan | - | - | - | - |
| 16. | Tugu | - | - | - | - |
| Jumlah | | - | - | - | - |

Tabel 108. Luas Panen Tomat Menurut Kecamatan di Kota Semarang Tahun 2018 – 2021

| No | Kecamatan | Luas Panen (Ha) | | | |
|---------------|---------------|-----------------|------|------|------|
| | | 2018 | 2019 | 2020 | 2021 |
| 1. | Mijen | - | - | - | - |
| 2. | Gunungpati | - | - | - | - |
| 3. | Banyumanik | - | - | - | - |
| 4. | Gajah Mungkur | - | - | - | - |
| 5. | Smg Selatan | - | - | - | - |
| 6. | Candisari | - | - | - | - |
| 7. | Tembalang | - | - | - | - |
| 8. | Pedurungan | - | - | - | - |
| 9. | Genuk | - | - | - | - |
| 10. | Gayamsari | - | - | - | - |
| 11. | Smg Timur | - | - | - | - |
| 12. | Smg Utara | - | - | - | - |
| 13. | Smg Tengah | - | - | - | - |
| 14. | Smg Barat | - | - | - | - |
| 15. | Ngaliyan | - | - | - | - |
| 16. | Tugu | - | - | - | - |
| Jumlah | | - | - | - | - |

Tabel 109. Produksi Tomat Menurut Kecamatan di Kota Semarang Tahun 2018 – 2021

| No | Kecamatan | Produksi (Kuintal) | | | |
|---------------|---------------|--------------------|------|------|------|
| | | 2018 | 2019 | 2020 | 2021 |
| 1. | Mijen | - | - | - | - |
| 2. | Gunungpati | - | - | - | - |
| 3. | Banyumanik | - | - | - | - |
| 4. | Gajah Mungkur | - | - | - | - |
| 5. | Smg Selatan | - | - | - | - |
| 6. | Candisari | - | - | - | - |
| 7. | Tembalang | - | - | - | - |
| 8. | Pedurungan | - | - | - | - |
| 9. | Genuk | - | - | - | - |
| 10. | Gayamsari | - | - | - | - |
| 11. | Smg Timur | - | - | - | - |
| 12. | Smg Utara | - | - | - | - |
| 13. | Smg Tengah | - | - | - | - |
| 14. | Smg Barat | - | - | - | - |
| 15. | Ngaliyan | - | - | - | - |
| 16. | Tugu | - | - | - | - |
| Jumlah | | - | - | - | - |

Tabel 110. Luas Panen Tanaman Hias Bunga / Tanaman Hias Daun Menurut Komoditas di Kota Semarang Tahun 2018 - 2021

| No. | Komoditas | Luas Panen | | | | SATUAN |
|-----|-----------------------------|------------|--------|--------|------|--------|
| | | 2018 | 2019 | 2020 | 2021 | |
| 1. | Anggrek Potong* | 24.007 | 23.539 | 15.107 | - | M2 |
| 2. | Gerbera (Herbras) | | | | - | M2 |
| 3. | Krisan | | | | - | M2 |
| 4. | Mawar | - | 1 | 1 | - | M2 |
| 5. | Sedap Malam | | | | - | M2 |
| 6. | Aglaonema | 4 | 40 | 1.770 | 288 | M2 |
| 7. | Anggrek Pot** | | | | 108 | M2 |
| 8. | Anthurium Bunga | - | 31 | 30 | - | M2 |
| 9. | Bromelia | | | | - | M2 |
| 10. | Bugenvil | | | | - | M2 |
| 11. | Cordyline | | | | 1 | M2 |
| 12. | Dracaena | - | 4 | 2 | - | M2 |
| 13. | Heliconia (Pisang-pisangan) | - | 11 | 17 | - | M2 |
| 14. | Ixora (Soka) | - | - | - | - | M2 |
| 15. | Pakis | | | | 2 | M2 |
| 16. | Palem | 7 | 17 | 4 | - | Pohon |
| 17. | Phylodendron | - | 4 | 2 | - | M2 |
| 18. | Puring | | | | - | M2 |
| 19. | Sansevieria (Lidah mertua) | - | - | 137 | 1 | M2 |
| 20. | Melati | 1 | 2 | 1 | 2 | M2 |
| 21. | Anthurium Daun | | 1 | 56 | - | M2 |
| 22. | Adenium | 4 | 5 | 215 | - | M2 |
| 23. | Euphorbia | - | 5 | - | - | M2 |

Tabel 111. Produksi Tanaman Hias Bunga/Tanaman Hias Daun Menurut Komoditas di Kota Semarang Tahun 2018-2021

| No. | Komoditas | Produksi | | | | Satuan Prouksi |
|-----|-----------------------------|----------|---------|---------|------|----------------|
| | | 2018 | 2019 | 2020 | 2021 | |
| 1. | Anggrek Potong* | 408.009 | 323.122 | 219.156 | - | Tangkai |
| 2. | Gerbera (Herbras) | | | | - | Tangkai |
| 3. | Krisan | | | | - | Tangkai |
| 4. | Mawar | - | 39 | 41 | - | Tangkai |
| 5. | Sedap Malam | | | | - | Tangkai |
| 6. | Aglaonema | 15 | 100 | 11.088 | 468 | Pohon |
| 7. | Anggrek Pot** | | | | 173 | Pohon |
| 8. | Anthurium Bunga | - | 72 | 71 | - | Pohon |
| 9. | Bromelia | | | | - | Pohon |
| 10. | Bugenvil | | | | - | Pohon |
| 11. | Cordyline | - | - | - | 1 | Pohon |
| 12. | Dracaena | - | 12 | 18 | - | Pohon |
| 13. | Heliconia (Pisang-pisangan) | - | 22 | 61 | - | Pohon |
| 14. | Ixora (Soka) | - | - | - | - | Pohon |
| 15. | Pakis | - | - | - | 2 | Pohon |
| 16. | Palem | 7 | 17 | 4 | - | Pohon |
| 17. | Phylodendron | - | 32 | 49 | - | Pohon |
| 18. | Puring | | | | - | Pohon |
| 19. | Sansevieria (Lidah mertua) | - | - | 564 | - | rumpun |
| 20. | Melati | 19 | 12 | 13 | 8 | Kilogram |
| 21. | Anthurium Daun | | 3 | 305 | - | Pohon |
| 22. | Adenium | 12 | 10 | 1.553 | - | Pohon |
| 23. | Euphorbia | - | 5 | - | - | Pohon |

Tabel 112. Luas Panen Anggrek Potong Menurut Kecamatan di Kota Semarang Tahun 2018-2021

| No | Kecamatan | Luas Panen (m ²) | | | |
|---------------|---------------|------------------------------|---------------|---------------|----------|
| | | 2018 | 2019 | 2020 | 2021 |
| 1. | Mijen | 17.404 | 16.066 | 14.775 | - |
| 2. | Gunungpati | 6 | 7 | 5 | - |
| 3. | Banyumanik | 5.046 | 7.021 | 100 | - |
| 4. | Gajah Mungkur | 20 | 5 | - | - |
| 5. | Smg Selatan | - | - | - | - |
| 6. | Candisari | - | - | - | - |
| 7. | Tembalang | 1.500 | 400 | 45 | - |
| 8. | Pedurungan | - | 5 | - | - |
| 9. | Genuk | - | - | - | - |
| 10. | Gayamsari | 4 | 24 | 160 | - |
| 11. | Smg Timur | 25 | - | 19 | - |
| 12. | Smg Utara | - | - | - | - |
| 13. | Smg Tengah | - | - | - | - |
| 14. | Smg Barat | - | - | 3 | - |
| 15. | Ngaliyan | 2 | - | - | - |
| 16. | Tugu | - | 11 | - | - |
| Jumlah | | 24.007 | 23.539 | 15.107 | - |

Tabel 113. Produksi Anggrek Potong Menurut Kecamatan di Kota Semarang Tahun 2018-2021

| No | Kecamatan | Produksi (tangcai) | | | |
|---------------|---------------|--------------------|----------------|----------------|----------|
| | | 2018 | 2019 | 2020 | 2021 |
| 1. | Mijen | 348.744 | 305.864 | 217.206 | - |
| 2. | Gunungpati | 73 | 14 | 7 | - |
| 3. | Banyumanik | 29.000 | 7.056 | 290 | - |
| 4. | Gajah Mungkur | 40 | 75 | - | - |
| 5. | Smg Selatan | - | - | - | - |
| 6. | Candisari | - | - | - | - |
| 7. | Tembalang | 30.000 | 10.002 | 1.125 | - |
| 8. | Pedurungan | - | 25 | - | - |
| 9. | Genuk | - | - | - | - |
| 10. | Gayamsari | 20 | 40 | 430 | - |
| 11. | Smg Timur | 50 | - | 88 | - |
| 12. | Smg Utara | - | - | - | - |
| 13. | Smg Tengah | - | - | - | - |
| 14. | Smg Barat | - | - | 10 | - |
| 15. | Ngaliyan | 82 | - | - | - |
| 16. | Tugu | - | 46 | - | - |
| Jumlah | | 408.009 | 323.122 | 219.156 | - |

Tabel 114. Luas Panen Adenium/Kamboja Jepang Menurut Kecamatan di Kota Semarang Tahun 2018-2021

| No | Kecamatan | Luas Panen (m2) | | | |
|---------------|---------------|-----------------|----------|------------|----------|
| | | 2018 | 2019 | 2020 | 2021 |
| 1. | Mijen | - | - | 155 | - |
| 2. | Gunungpati | - | - | 10 | - |
| 3. | Banyumanik | - | - | - | - |
| 4. | Gajah Mungkur | - | - | - | - |
| 5. | Smg Selatan | 4 | - | - | - |
| 6. | Candisari | - | - | - | - |
| 7. | Tembalang | - | - | 30 | - |
| 8. | Pedurungan | - | - | - | - |
| 9. | Genuk | - | - | 20 | - |
| 10. | Gayamsari | - | 5 | - | - |
| 11. | Smg Timur | - | - | - | - |
| 12. | Smg Utara | - | - | - | - |
| 13. | Smg Tengah | - | - | - | - |
| 14. | Smg Barat | - | - | - | - |
| 15. | Ngaliyan | - | - | - | - |
| 16. | Tugu | - | - | - | - |
| Jumlah | | 4 | 5 | 215 | - |

Tabel 115. Produksi Adenium/Kamboja Jepang Menurut Kecamatan di Kota Semarang Tahun 2018– 2021

| No | Kecamatan | Produksi (pohon) | | | |
|---------------|---------------|------------------|-----------|--------------|----------|
| | | 2018 | 2019 | 2020 | 2021 |
| 1. | Mijen | - | - | 370 | - |
| 2. | Gunungpati | - | - | 20 | - |
| 3. | Banyumanik | - | - | - | - |
| 4. | Gajah Mungkur | - | - | - | - |
| 5. | Smg Selatan | 12 | - | - | - |
| 6. | Candisari | - | - | - | - |
| 7. | Tembalang | - | - | 1.080 | - |
| 8. | Pedurungan | - | - | - | - |
| 9. | Genuk | - | - | - | - |
| 10. | Gayamsari | - | 10 | 83 | - |
| 11. | Smg Timur | - | - | - | - |
| 12. | Smg Utara | - | - | - | - |
| 13. | Smg Tengah | - | - | - | - |
| 14. | Smg Barat | - | - | - | - |
| 15. | Ngaliyan | - | - | - | - |
| 16. | Tugu | - | - | - | - |
| Jumlah | | 12 | 10 | 1.553 | - |

Tabel 116. Luas Panen Aglaonema Menurut Kecamatan di Kota Semarang Tahun 2018– 2021

| No | Kecamatan | Luas Panen (m ²) | | | |
|---------------|---------------|------------------------------|-----------|--------------|------------|
| | | 2018 | 2019 | 2020 | 2021 |
| 1. | Mijen | - | - | 1.694 | 245 |
| 2. | Gunungpati | 4 | 10 | 4 | 6 |
| 3. | Banyumanik | - | - | - | 25 |
| 4. | Gajah Mungkur | - | - | - | - |
| 5. | Smg Selatan | - | - | - | - |
| 6. | Candisari | - | - | - | - |
| 7. | Tembalang | - | - | - | - |
| 8. | Pedurungan | - | - | - | - |
| 9. | Genuk | - | - | - | - |
| 10. | Gayamsari | - | 27 | 72 | 12 |
| 11. | Smg Timur | - | - | - | - |
| 12. | Smg Utara | - | - | - | - |
| 13. | Smg Tengah | - | - | - | - |
| 14. | Smg Barat | - | - | - | - |
| 15. | Ngaliyan | - | - | - | - |
| 16. | Tugu | - | 3 | - | - |
| Jumlah | | 4 | 40 | 1.770 | 288 |

Tabel 117. Produksi Aglaonema Menurut Kecamatan di Kota Semarang Tahun 2018 – 2021

| No | Kecamatan | Produksi (pohon) | | | |
|---------------|---------------|------------------|------------|---------------|------------|
| | | 2018 | 2019 | 2020 | 2021 |
| 1. | Mijen | - | - | 10.793 | 425 |
| 2. | Gunungpati | 15 | 40 | 40 | 6 |
| 3. | Banyumanik | - | - | - | 25 |
| 4. | Gajah Mungkur | - | - | - | - |
| 5. | Smg Selatan | - | - | - | - |
| 6. | Candisari | - | - | - | - |
| 7. | Tembalang | - | - | - | - |
| 8. | Pedurungan | - | - | - | - |
| 9. | Genuk | - | - | - | - |
| 10. | Gayamsari | - | 54 | 255 | 12 |
| 11. | Smg Timur | - | - | - | - |
| 12. | Smg Utara | - | - | - | - |
| 13. | Smg Tengah | - | - | - | - |
| 14. | Smg Barat | - | - | - | - |
| 15. | Ngaliyan | - | - | - | - |
| 16. | Tugu | - | 6 | - | - |
| Jumlah | | 15 | 100 | 11.088 | 468 |

Tabel 118. Luas Panen Palem Menurut Kecamatan di Kota Semarang Tahun 2018 – 2021

| No | Kecamatan | Luas Panen (Pohon) | | | |
|---------------|---------------|--------------------|-----------|----------|----------|
| | | 2018 | 2019 | 2020 | 2021 |
| 1. | Mijen | - | - | - | - |
| 2. | Gunungpati | 2 | 15 | 4 | - |
| 3. | Banyumanik | - | - | - | - |
| 4. | Gajah Mungkur | - | - | - | - |
| 5. | Smg Selatan | - | - | - | - |
| 6. | Candisari | - | - | - | - |
| 7. | Tembalang | 5 | 2 | - | - |
| 8. | Pedurungan | - | - | - | - |
| 9. | Genuk | - | - | - | - |
| 10. | Gayamsari | - | - | - | - |
| 11. | Smg Timur | - | - | - | - |
| 12. | Smg Utara | - | - | - | - |
| 13. | Smg Tengah | - | - | - | - |
| 14. | Smg Barat | - | - | - | - |
| 15. | Ngaliyan | - | - | - | - |
| 16. | Tugu | - | - | - | - |
| Jumlah | | 7 | 17 | 4 | - |

Tabel 119. Produksi Palem Menurut Kecamatan di Kota Semarang Tahun 2018 – 2021

| No | Kecamatan | Produksi (Pohon) | | | |
|---------------|---------------|------------------|-----------|----------|----------|
| | | 2018 | 2019 | 2020 | 2021 |
| 1. | Mijen | - | - | - | - |
| 2. | Gunungpati | 2 | 15 | 4 | - |
| 3. | Banyumanik | - | - | - | - |
| 4. | Gajah Mungkur | - | - | - | - |
| 5. | Smg Selatan | - | - | - | - |
| 6. | Candisari | - | - | - | - |
| 7. | Tembalang | 5 | 2 | - | - |
| 8. | Pedurungan | - | - | - | - |
| 9. | Genuk | - | - | - | - |
| 10. | Gayamsari | - | - | - | - |
| 11. | Smg Timur | - | - | - | - |
| 12. | Smg Utara | - | - | - | - |
| 13. | Smg Tengah | - | - | - | - |
| 14. | Smg Barat | - | - | - | - |
| 15. | Ngaliyan | - | - | - | - |
| 16. | Tugu | - | - | - | - |
| Jumlah | | 7 | 17 | 4 | - |

Tabel 120. Luas Panen Dracena Menurut Kecamatan di Kota Semarang Tahun 2018 – 2021

| No | Kecamatan | Luas Panen (m ²) | | | |
|---------------|---------------|------------------------------|----------|----------|------|
| | | 2018 | 2019 | 2020 | 2021 |
| 1. | Mijen | - | - | - | - |
| 2. | Gunungpati | - | 4 | 2 | - |
| 3. | Banyumanik | - | - | - | - |
| 4. | Gajah Mungkur | - | - | - | - |
| 5. | Smg Selatan | - | - | - | - |
| 6. | Candisari | - | - | - | - |
| 7. | Tembalang | - | - | - | - |
| 8. | Pedurungan | - | - | - | - |
| 9. | Genuk | - | - | - | - |
| 10. | Gayamsari | - | - | - | - |
| 11. | Smg Timur | - | - | - | - |
| 12. | Smg Utara | - | - | - | - |
| 13. | Smg Tengah | - | - | - | - |
| 14. | Smg Barat | - | - | - | - |
| 15. | Ngaliyan | - | - | - | - |
| 16. | Tugu | - | - | - | - |
| Jumlah | | - | 4 | 2 | - |

Tabel 121. Produksi Dracena Menurut Kecamatan di Kota Semarang Tahun 2018 – 2021

| No | Kecamatan | Produksi (Pohon) | | | |
|---------------|---------------|------------------|-----------|-----------|----------|
| | | 2018 | 2019 | 2020 | 2021 |
| 1. | Mijen | - | - | - | - |
| 2. | Gunungpati | - | 12 | 18 | - |
| 3. | Banyumanik | - | - | - | - |
| 4. | Gajah Mungkur | - | - | - | - |
| 5. | Smg Selatan | - | - | - | - |
| 6. | Candisari | - | - | - | - |
| 7. | Tembalang | - | - | - | - |
| 8. | Pedurungan | - | - | - | - |
| 9. | Genuk | - | - | - | - |
| 10. | Gayamsari | - | - | - | - |
| 11. | Smg Timur | - | - | - | - |
| 12. | Smg Utara | - | - | - | - |
| 13. | Smg Tengah | - | - | - | - |
| 14. | Smg Barat | - | - | - | - |
| 15. | Ngaliyan | - | - | - | - |
| 16. | Tugu | - | - | - | - |
| Jumlah | | - | 12 | 18 | - |

Tabel 122. Luas Panen Euphorbia Menurut Kecamatan di Kota Semarang Tahun 2018 – 2021

| No | Kecamatan | Luas Panen (m ²) | | | |
|---------------|---------------|------------------------------|----------|------|------|
| | | 2018 | 2019 | 2020 | 2021 |
| 1. | Mijen | - | - | - | - |
| 2. | Gunungpati | - | - | - | - |
| 3. | Banyumanik | - | - | - | - |
| 4. | Gajah Mungkur | - | - | - | - |
| 5. | Smg Selatan | - | - | - | - |
| 6. | Candisari | - | - | - | - |
| 7. | Tembalang | - | - | - | - |
| 8. | Pedurungan | - | 5 | - | - |
| 9. | Genuk | - | - | - | - |
| 10. | Gayamsari | - | - | - | - |
| 11. | Smg Timur | - | - | - | - |
| 12. | Smg Utara | - | - | - | - |
| 13. | Smg Tengah | - | - | - | - |
| 14. | Smg Barat | - | - | - | - |
| 15. | Ngaliyan | - | - | - | - |
| 16. | Tugu | - | - | - | - |
| Jumlah | | - | 5 | - | - |

Tabel 123. Produksi Euphorbia Menurut Kecamatan di Kota Semarang Tahun 2018 – 2021

| No | Kecamatan | Produksi (Pohon) | | | |
|---------------|---------------|------------------|----------|----------|----------|
| | | 2018 | 2019 | 2020 | 2021 |
| 1. | Mijen | - | - | - | - |
| 2. | Gunungpati | - | - | - | - |
| 3. | Banyumanik | - | - | - | - |
| 4. | Gajah Mungkur | - | - | - | - |
| 5. | Smg Selatan | - | - | - | - |
| 6. | Candisari | - | - | - | - |
| 7. | Tembalang | - | - | - | - |
| 8. | Pedurungan | - | 5 | - | - |
| 9. | Genuk | - | - | - | - |
| 10. | Gayamsari | - | - | - | - |
| 11. | Smg Timur | - | - | - | - |
| 12. | Smg Utara | - | - | - | - |
| 13. | Smg Tengah | - | - | - | - |
| 14. | Smg Barat | - | - | - | - |
| 15. | Ngaliyan | - | - | - | - |
| 16. | Tugu | - | - | - | - |
| Jumlah | | - | 5 | - | - |

Tabel 124. Luas Panen Philodendron Menurut Kecamatan di Kota Semarang Tahun 2018 – 2021

| No | Kecamatan | Luas Panen (m ²) | | | |
|---------------|---------------|------------------------------|----------|----------|------|
| | | 2018 | 2019 | 2020 | 2021 |
| 1. | Mijen | - | - | - | - |
| 2. | Gunungpati | - | 4 | 2 | - |
| 3. | Banyumanik | - | - | - | - |
| 4. | Gajah Mungkur | - | - | - | - |
| 5. | Smg Selatan | - | - | - | - |
| 6. | Candisari | - | - | - | - |
| 7. | Tembalang | - | - | - | - |
| 8. | Pedurungan | - | - | - | - |
| 9. | Genuk | - | - | - | - |
| 10. | Gayamsari | - | - | - | - |
| 11. | Smg Timur | - | - | - | - |
| 12. | Smg Utara | - | - | - | - |
| 13. | Smg Tengah | - | - | - | - |
| 14. | Smg Barat | - | - | - | - |
| 15. | Ngaliyan | - | - | - | - |
| 16. | Tugu | - | - | - | - |
| Jumlah | | - | 4 | 2 | - |

Tabel 125. Produksi Philodendron Menurut Kecamatan di Kota Semarang Tahun 2018 – 2021

| No | Kecamatan | Produksi (Pohon) | | | |
|---------------|---------------|------------------|-----------|-----------|----------|
| | | 2018 | 2019 | 2020 | 2021 |
| 1. | Mijen | - | - | - | - |
| 2. | Gunungpati | - | 32 | 49 | - |
| 3. | Banyumanik | - | - | - | - |
| 4. | Gajah Mungkur | - | - | - | - |
| 5. | Smg Selatan | - | - | - | - |
| 6. | Candisari | - | - | - | - |
| 7. | Tembalang | - | - | - | - |
| 8. | Pedurungan | - | - | - | - |
| 9. | Genuk | - | - | - | - |
| 10. | Gayamsari | - | - | - | - |
| 11. | Smg Timur | - | - | - | - |
| 12. | Smg Utara | - | - | - | - |
| 13. | Smg Tengah | - | - | - | - |
| 14. | Smg Barat | - | - | - | - |
| 15. | Ngaliyan | - | - | - | - |
| 16. | Tugu | - | - | - | - |
| Jumlah | | - | 32 | 49 | - |

Tabel 126. Luas Panen Sanseivera /Pedang-pedangan Menurut Kecamatan di Kota Semarang Tahun 2018 – 2021

| No | Kecamatan | Luas Panen (m ²) | | | |
|---------------|---------------|------------------------------|------|------------|----------|
| | | 2018 | 2019 | 2020 | 2021 |
| 1. | Mijen | - | - | 135 | - |
| 2. | Gunungpati | - | - | - | - |
| 3. | Banyumanik | - | - | - | - |
| 4. | Gajah Mungkur | - | - | - | - |
| 5. | Smg Selatan | - | - | - | - |
| 6. | Candisari | - | - | - | - |
| 7. | Tembalang | - | - | - | - |
| 8. | Pedurungan | - | - | - | 1 |
| 9. | Genuk | - | - | - | - |
| 10. | Gayamsari | - | - | - | - |
| 11. | Smg Timur | - | - | 2 | - |
| 12. | Smg Utara | - | - | - | - |
| 13. | Smg Tengah | - | - | - | - |
| 14. | Smg Barat | - | - | - | - |
| 15. | Ngaliyan | - | - | - | - |
| 16. | Tugu | - | - | - | - |
| Jumlah | | - | - | 137 | 1 |

Tabel 127. Produksi Sanseivera/Pedang-pedangan Menurut Kecamatan di Kota Semarang Tahun 2018 – 2021

| No | Kecamatan | Produksi (rumpun) | | | |
|---------------|---------------|-------------------|------|------------|------|
| | | 2018 | 2019 | 2020 | 2021 |
| 1. | Mijen | - | - | 558 | - |
| 2. | Gunungpati | - | - | - | - |
| 3. | Banyumanik | - | - | - | - |
| 4. | Gajah Mungkur | - | - | - | - |
| 5. | Smg Selatan | - | - | - | - |
| 6. | Candisari | - | - | - | - |
| 7. | Tembalang | - | - | - | - |
| 8. | Pedurungan | - | - | - | - |
| 9. | Genuk | - | - | - | - |
| 10. | Gayamsari | - | - | - | - |
| 11. | Smg Timur | - | - | 6 | - |
| 12. | Smg Utara | - | - | - | - |
| 13. | Smg Tengah | - | - | - | - |
| 14. | Smg Barat | - | - | - | - |
| 15. | Ngaliyan | - | - | - | - |
| 16. | Tugu | - | - | - | - |
| Jumlah | | - | - | 564 | - |

Tabel 128. Luas Panen Ixora Menurut Kecamatan di Kota Semarang Tahun 2018 – 2021

| No | Kecamatan | Luas Panen (m ²) | | | |
|---------------|---------------|------------------------------|------|------|------|
| | | 2018 | 2019 | 2020 | 2021 |
| 1. | Mijen | - | - | - | - |
| 2. | Gunungpati | - | - | - | - |
| 3. | Banyumanik | - | - | - | - |
| 4. | Gajah Mungkur | - | - | - | - |
| 5. | Smg Selatan | - | - | - | - |
| 6. | Candisari | - | - | - | - |
| 7. | Tembalang | - | - | - | - |
| 8. | Pedurungan | - | - | - | - |
| 9. | Genuk | - | - | - | - |
| 10. | Gayamsari | - | - | - | - |
| 11. | Smg Timur | - | - | - | - |
| 12. | Smg Utara | - | - | - | - |
| 13. | Smg Tengah | - | - | - | - |
| 14. | Smg Barat | - | - | - | - |
| 15. | Ngaliyan | - | - | - | - |
| 16. | Tugu | - | - | - | - |
| Jumlah | | - | - | - | - |

Tabel 129. Produksi Ixora Menurut Kecamatan di Kota Semarang Tahun 2018 – 2021

| No | Kecamatan | Produksi (Pohon) | | | |
|---------------|---------------|------------------|------|------|------|
| | | 2018 | 2019 | 2020 | 2021 |
| 1. | Mijen | - | - | - | - |
| 2. | Gunungpati | - | - | - | - |
| 3. | Banyumanik | - | - | - | - |
| 4. | Gajah Mungkur | - | - | - | - |
| 5. | Smg Selatan | - | - | - | - |
| 6. | Candisari | - | - | - | - |
| 7. | Tembalang | - | - | - | - |
| 8. | Pedurungan | - | - | - | - |
| 9. | Genuk | - | - | - | - |
| 10. | Gayamsari | - | - | - | - |
| 11. | Smg Timur | - | - | - | - |
| 12. | Smg Utara | - | - | - | - |
| 13. | Smg Tengah | - | - | - | - |
| 14. | Smg Barat | - | - | - | - |
| 15. | Ngaliyan | - | - | - | - |
| 16. | Tugu | - | - | - | - |
| Jumlah | | - | - | - | - |

Tabel 130. Luas Panen Melati Menurut Kecamatan di Kota Semarang Tahun 2018 – 2021

| No | Kecamatan | Luas Panen (m ²) | | | |
|---------------|---------------|------------------------------|----------|----------|----------|
| | | 2018 | 2019 | 2020 | 2021 |
| 1. | Mijen | - | - | - | - |
| 2. | Gunungpati | - | - | - | - |
| 3. | Banyumanik | - | - | - | - |
| 4. | Gajah Mungkur | - | - | - | - |
| 5. | Smg Selatan | - | - | - | - |
| 6. | Candisari | - | - | - | - |
| 7. | Tembalang | - | - | - | - |
| 8. | Pedurungan | - | - | - | - |
| 9. | Genuk | - | - | - | - |
| 10. | Gayamsari | - | - | - | - |
| 11. | Smg Timur | - | - | - | - |
| 12. | Smg Utara | - | - | - | - |
| 13. | Smg Tengah | - | - | - | - |
| 14. | Smg Barat | - | - | - | - |
| 15. | Ngaliyan | - | - | - | - |
| 16. | Tugu | 1 | 2 | 1 | 2 |
| Jumlah | | 1 | 2 | 1 | 2 |

Tabel 131. Produksi Melati Menurut Kecamatan di Kota Semarang Tahun 2018 – 2021

| No | Kecamatan | Produksi (Kuintal) | | | |
|---------------|---------------|--------------------|-----------|-----------|----------|
| | | 2018 | 2019 | 2020 | 2021 |
| 1. | Mijen | - | - | - | - |
| 2. | Gunungpati | - | - | - | - |
| 3. | Banyumanik | - | - | - | - |
| 4. | Gajah Mungkur | - | - | - | - |
| 5. | Smg Selatan | - | - | - | - |
| 6. | Candisari | - | - | - | - |
| 7. | Tembalang | - | - | - | - |
| 8. | Pedurungan | - | - | - | - |
| 9. | Genuk | - | - | - | - |
| 10. | Gayamsari | - | - | - | - |
| 11. | Smg Timur | - | - | - | - |
| 12. | Smg Utara | - | - | - | - |
| 13. | Smg Tengah | - | - | - | - |
| 14. | Smg Barat | - | - | - | - |
| 15. | Ngaliyan | - | - | - | - |
| 16. | Tugu | 19 | 12 | 13 | 8 |
| Jumlah | | 19 | 12 | 13 | 8 |

Tabel 132. Luas Panen Anthurium Bunga Menurut Kecamatan di Kota Semarang Tahun 2018 – 2021

| No | Kecamatan | Luas Panen (m ²) | | | |
|---------------|---------------|------------------------------|-----------|-----------|------|
| | | 2018 | 2019 | 2020 | 2021 |
| 1. | Mijen | - | - | - | - |
| 2. | Gunungpati | - | 10 | - | - |
| 3. | Banyumanik | - | - | - | - |
| 4. | Gajah Mungkur | - | - | - | - |
| 5. | Smg Selatan | - | - | - | - |
| 6. | Candisari | - | - | - | - |
| 7. | Tembalang | - | - | - | - |
| 8. | Pedurungan | - | - | - | - |
| 9. | Genuk | - | 21 | 21 | - |
| 10. | Gayamsari | - | - | 9 | - |
| 11. | Smg Timur | - | - | - | - |
| 12. | Smg Utara | - | - | - | - |
| 13. | Smg Tengah | - | - | - | - |
| 14. | Smg Barat | - | - | - | - |
| 15. | Ngaliyan | - | - | - | - |
| 16. | Tugu | - | - | - | - |
| Jumlah | | - | 31 | 30 | - |

Tabel 133. Produksi Anthurium Bunga Menurut Kecamatan di Kota Semarang Tahun 2015 – 2020

| No | Kecamatan | Produksi (pohon) | | | |
|---------------|---------------|------------------|-----------|-----------|----------|
| | | 2018 | 2019 | 2020 | 2021 |
| 1. | Mijen | - | - | - | - |
| 2. | Gunungpati | - | 30 | - | - |
| 3. | Banyumanik | - | - | - | - |
| 4. | Gajah Mungkur | - | - | - | - |
| 5. | Smg Selatan | - | - | - | - |
| 6. | Candisari | - | - | - | - |
| 7. | Tembalang | - | - | - | - |
| 8. | Pedurungan | - | - | - | - |
| 9. | Genuk | - | - | - | - |
| 10. | Gayamsari | - | 42 | 41 | - |
| 11. | Smg Timur | - | - | 30 | - |
| 12. | Smg Utara | - | - | - | - |
| 13. | Smg Tengah | - | - | - | - |
| 14. | Smg Barat | - | - | - | - |
| 15. | Ngaliyan | - | - | - | - |
| 16. | Tugu | - | - | - | - |
| Jumlah | | - | 72 | 71 | - |

Tabel 134. Luas Panen Heliconia (pisang-pisangan) Menurut Kecamatan di Kota Semarang Tahun 2018 – 2021

| No | Kecamatan | Luas Panen (m ²) | | | |
|---------------|---------------|------------------------------|-----------|-----------|------|
| | | 2018 | 2019 | 2020 | 2021 |
| 1. | Mijen | - | - | 6 | - |
| 2. | Gunungpati | - | - | - | - |
| 3. | Banyumanik | - | - | - | - |
| 4. | Gajah Mungkur | - | - | - | - |
| 5. | Smg Selatan | - | - | - | - |
| 6. | Candisari | - | - | - | - |
| 7. | Tembalang | - | - | - | - |
| 8. | Pedurungan | - | - | - | - |
| 9. | Genuk | - | - | - | - |
| 10. | Gayamsari | - | 11 | 11 | - |
| 11. | Smg Timur | - | - | - | - |
| 12. | Smg Utara | - | - | - | - |
| 13. | Smg Tengah | - | - | - | - |
| 14. | Smg Barat | - | - | - | - |
| 15. | Ngaliyan | - | - | - | - |
| 16. | Tugu | - | - | - | - |
| Jumlah | | - | 11 | 17 | - |

Tabel 135. Produksi Heliconia (pisang-pisangan) Menurut Kecamatan di Kota Semarang Tahun 2018 – 2021

| No | Kecamatan | Produksi (Pohon) | | | |
|---------------|---------------|------------------|-----------|-----------|----------|
| | | 2018 | 2019 | 2020 | 2021 |
| 1. | Mijen | - | - | 6 | - |
| 2. | Gunungpati | - | - | - | - |
| 3. | Banyumanik | - | - | - | - |
| 4. | Gajah Mungkur | - | - | - | - |
| 5. | Smg Selatan | - | - | - | - |
| 6. | Candisari | - | - | - | - |
| 7. | Tembalang | - | - | - | - |
| 8. | Pedurungan | - | - | - | - |
| 9. | Genuk | - | - | - | - |
| 10. | Gayamsari | - | 22 | 55 | - |
| 11. | Smg Timur | - | - | - | - |
| 12. | Smg Utara | - | - | - | - |
| 13. | Smg Tengah | - | - | - | - |
| 14. | Smg Barat | - | - | - | - |
| 15. | Ngaliyan | - | - | - | - |
| 16. | Tugu | - | - | - | - |
| Jumlah | | - | 22 | 61 | - |

Tabel 136. Luas Panen Mawar Menurut Kecamatan di Kota Semarang Tahun 2018 – 2021

| No | Kecamatan | Luas Panen (m ²) | | | |
|---------------|---------------|------------------------------|----------|----------|------|
| | | 2018 | 2019 | 2020 | 2021 |
| 1. | Mijen | - | - | - | - |
| 2. | Gunungpati | - | - | - | - |
| 3. | Banyumanik | - | - | - | - |
| 4. | Gajah Mungkur | - | - | - | - |
| 5. | Smg Selatan | - | - | - | - |
| 6. | Candisari | - | - | - | - |
| 7. | Tembalang | - | - | - | - |
| 8. | Pedurungan | - | - | - | - |
| 9. | Genuk | - | - | - | - |
| 10. | Gayamsari | - | - | - | - |
| 11. | Smg Timur | - | - | - | - |
| 12. | Smg Utara | - | - | - | - |
| 13. | Smg Tengah | - | - | - | - |
| 14. | Smg Barat | - | - | - | - |
| 15. | Ngaliyan | - | - | - | - |
| 16. | Tugu | - | 1 | 1 | - |
| Jumlah | | - | 1 | 1 | - |

Tabel 137. Produksi Mawar Menurut Kecamatan di Kota Semarang Tahun 2018 – 2021

| No | Kecamatan | Produksi (Kuintal) | | | |
|---------------|---------------|--------------------|-----------|-----------|----------|
| | | 2018 | 2019 | 2020 | 2021 |
| 1. | Mijen | - | - | - | - |
| 2. | Gunungpati | - | - | - | - |
| 3. | Banyumanik | - | - | - | - |
| 4. | Gajah Mungkur | - | - | - | - |
| 5. | Smg Selatan | - | - | - | - |
| 6. | Candisari | - | - | - | - |
| 7. | Tembalang | - | - | - | - |
| 8. | Pedurungan | - | - | - | - |
| 9. | Genuk | - | - | - | - |
| 10. | Gayamsari | - | - | - | - |
| 11. | Smg Timur | - | - | - | - |
| 12. | Smg Utara | - | - | - | - |
| 13. | Smg Tengah | - | - | - | - |
| 14. | Smg Barat | - | - | - | - |
| 15. | Ngaliyan | - | - | - | - |
| 16. | Tugu | - | 39 | 41 | - |
| Jumlah | | - | 39 | 41 | - |

Tabel 138. Luas Panen Anthurium Daun Menurut Kecamatan di Kota Semarang Tahun 2018 – 2021

| No | Kecamatan | Luas Panen (m ²) | | | |
|---------------|---------------|------------------------------|----------|-----------|----------|
| | | 2018 | 2019 | 2020 | 2021 |
| 1. | Mijen | - | - | 31 | - |
| 2. | Gunungpati | - | 1 | - | - |
| 3. | Banyumanik | - | - | - | - |
| 4. | Gajah Mungkur | - | - | - | - |
| 5. | Smg Selatan | - | - | - | - |
| 6. | Candisari | - | - | - | - |
| 7. | Tembalang | - | - | - | - |
| 8. | Pedurungan | - | - | - | - |
| 9. | Genuk | - | - | - | - |
| 10. | Gayamsari | - | - | 25 | - |
| 11. | Smg Timur | - | - | - | - |
| 12. | Smg Utara | - | - | - | - |
| 13. | Smg Tengah | - | - | - | - |
| 14. | Smg Barat | - | - | - | - |
| 15. | Ngaliyan | - | - | - | - |
| 16. | Tugu | - | - | - | - |
| Jumlah | | - | 1 | 56 | - |

Tabel 139. Produksi Anthurium Daun Menurut Kecamatan di Kota Semarang Tahun 2018 – 2021

| No | Kecamatan | Produksi (pohon) | | | |
|---------------|---------------|------------------|----------|------------|----------|
| | | 2018 | 2019 | 2020 | 2021 |
| 1. | Mijen | - | - | 208 | - |
| 2. | Gunungpati | - | 3 | - | - |
| 3. | Banyumanik | - | - | - | - |
| 4. | Gajah Mungkur | - | - | - | - |
| 5. | Smg Selatan | - | - | - | - |
| 6. | Candisari | - | - | - | - |
| 7. | Tembalang | - | - | - | - |
| 8. | Pedurungan | - | - | - | - |
| 9. | Genuk | - | - | - | - |
| 10. | Gayamsari | - | - | 97 | - |
| 11. | Smg Timur | - | - | - | - |
| 12. | Smg Utara | - | - | - | - |
| 13. | Smg Tengah | - | - | - | - |
| 14. | Smg Barat | - | - | - | - |
| 15. | Ngaliyan | - | - | - | - |
| 16. | Tugu | - | - | - | - |
| Jumlah | | - | 3 | 305 | - |

Tabel 140. Luas Panen Gerbera (Herbras) Menurut Kecamatan di Kota Semarang Tahun 2018 – 2021

| No | Kecamatan | Luas Panen (m ²) | | | |
|---------------|---------------|------------------------------|------|------|------|
| | | 2018 | 2019 | 2020 | 2021 |
| 1. | Mijen | - | - | - | - |
| 2. | Gunungpati | - | - | - | - |
| 3. | Banyumanik | - | - | - | - |
| 4. | Gajah Mungkur | - | - | - | - |
| 5. | Smg Selatan | - | - | - | - |
| 6. | Candisari | - | - | - | - |
| 7. | Tembalang | - | - | - | - |
| 8. | Pedurungan | - | - | - | - |
| 9. | Genuk | - | - | - | - |
| 10. | Gayamsari | - | - | - | - |
| 11. | Smg Timur | - | - | - | - |
| 12. | Smg Utara | - | - | - | - |
| 13. | Smg Tengah | - | - | - | - |
| 14. | Smg Barat | - | - | - | - |
| 15. | Ngaliyan | - | - | - | - |
| 16. | Tugu | - | - | - | - |
| Jumlah | | - | - | - | - |

Tabel 141. Produksi Gerbera (Herbras) Menurut Kecamatan di Kota Semarang Tahun 2018 – 2021

| No | Kecamatan | Produksi (pohon) | | | |
|---------------|---------------|------------------|------|------|------|
| | | 2018 | 2019 | 2020 | 2021 |
| 1. | Mijen | - | - | - | - |
| 2. | Gunungpati | - | - | - | - |
| 3. | Banyumanik | - | - | - | - |
| 4. | Gajah Mungkur | - | - | - | - |
| 5. | Smg Selatan | - | - | - | - |
| 6. | Candisari | - | - | - | - |
| 7. | Tembalang | - | - | - | - |
| 8. | Pedurungan | - | - | - | - |
| 9. | Genuk | - | - | - | - |
| 10. | Gayamsari | - | - | - | - |
| 11. | Smg Timur | - | - | - | - |
| 12. | Smg Utara | - | - | - | - |
| 13. | Smg Tengah | - | - | - | - |
| 14. | Smg Barat | - | - | - | - |
| 15. | Ngaliyan | - | - | - | - |
| 16. | Tugu | - | - | - | - |
| Jumlah | | - | - | - | - |

Tabel 142. Luas Panen Kirsan Menurut Kecamatan di Kota Semarang Tahun 2018 – 2021

| No | Kecamatan | Luas Panen (m ²) | | | |
|---------------|---------------|------------------------------|------|------|------|
| | | 2018 | 2019 | 2020 | 2021 |
| 1. | Mijen | - | - | - | - |
| 2. | Gunungpati | - | - | - | - |
| 3. | Banyumanik | - | - | - | - |
| 4. | Gajah Mungkur | - | - | - | - |
| 5. | Smg Selatan | - | - | - | - |
| 6. | Candisari | - | - | - | - |
| 7. | Tembalang | - | - | - | - |
| 8. | Pedurungan | - | - | - | - |
| 9. | Genuk | - | - | - | - |
| 10. | Gayamsari | - | - | - | - |
| 11. | Smg Timur | - | - | - | - |
| 12. | Smg Utara | - | - | - | - |
| 13. | Smg Tengah | - | - | - | - |
| 14. | Smg Barat | - | - | - | - |
| 15. | Ngaliyan | - | - | - | - |
| 16. | Tugu | - | - | - | - |
| Jumlah | | - | - | - | - |

Tabel 143. Produksi Kirsan Menurut Kecamatan di Kota Semarang Tahun 2018 – 2021

| No | Kecamatan | Produksi (pohon) | | | |
|---------------|---------------|------------------|------|------|------|
| | | 2018 | 2019 | 2020 | 2021 |
| 1. | Mijen | - | - | - | - |
| 2. | Gunungpati | - | - | - | - |
| 3. | Banyumanik | - | - | - | - |
| 4. | Gajah Mungkur | - | - | - | - |
| 5. | Smg Selatan | - | - | - | - |
| 6. | Candisari | - | - | - | - |
| 7. | Tembalang | - | - | - | - |
| 8. | Pedurungan | - | - | - | - |
| 9. | Genuk | - | - | - | - |
| 10. | Gayamsari | - | - | - | - |
| 11. | Smg Timur | - | - | - | - |
| 12. | Smg Utara | - | - | - | - |
| 13. | Smg Tengah | - | - | - | - |
| 14. | Smg Barat | - | - | - | - |
| 15. | Ngaliyan | - | - | - | - |
| 16. | Tugu | - | - | - | - |
| Jumlah | | - | - | - | - |

Tabel 144. Luas Panen Sedap Malam Menurut Kecamatan di Kota Semarang Tahun 2018 – 2021

| No | Kecamatan | Luas Panen (m ²) | | | |
|---------------|---------------|------------------------------|------|------|------|
| | | 2018 | 2019 | 2020 | 2021 |
| 1. | Mijen | - | - | - | - |
| 2. | Gunungpati | - | - | - | - |
| 3. | Banyumanik | - | - | - | - |
| 4. | Gajah Mungkur | - | - | - | - |
| 5. | Smg Selatan | - | - | - | - |
| 6. | Candisari | - | - | - | - |
| 7. | Tembalang | - | - | - | - |
| 8. | Pedurungan | - | - | - | - |
| 9. | Genuk | - | - | - | - |
| 10. | Gayamsari | - | - | - | - |
| 11. | Smg Timur | - | - | - | - |
| 12. | Smg Utara | - | - | - | - |
| 13. | Smg Tengah | - | - | - | - |
| 14. | Smg Barat | - | - | - | - |
| 15. | Ngaliyan | - | - | - | - |
| 16. | Tugu | - | - | - | - |
| Jumlah | | - | - | - | - |

Tabel 145. Produksi Sedap Malam Menurut Kecamatan di Kota Semarang Tahun 2018 – 2021

| No | Kecamatan | Produksi (pohon) | | | |
|---------------|---------------|------------------|------|------|------|
| | | 2018 | 2019 | 2020 | 2021 |
| 1. | Mijen | - | - | - | - |
| 2. | Gunungpati | - | - | - | - |
| 3. | Banyumanik | - | - | - | - |
| 4. | Gajah Mungkur | - | - | - | - |
| 5. | Smg Selatan | - | - | - | - |
| 6. | Candisari | - | - | - | - |
| 7. | Tembalang | - | - | - | - |
| 8. | Pedurungan | - | - | - | - |
| 9. | Genuk | - | - | - | - |
| 10. | Gayamsari | - | - | - | - |
| 11. | Smg Timur | - | - | - | - |
| 12. | Smg Utara | - | - | - | - |
| 13. | Smg Tengah | - | - | - | - |
| 14. | Smg Barat | - | - | - | - |
| 15. | Ngaliyan | - | - | - | - |
| 16. | Tugu | - | - | - | - |
| Jumlah | | - | - | - | - |

Tabel 146. Luas Panen Sedap Malam Menurut Kecamatan di Kota Semarang Tahun 2018 – 2021

| No | Kecamatan | Luas Panen (m ²) | | | |
|---------------|---------------|------------------------------|------|------|------|
| | | 2018 | 2019 | 2020 | 2021 |
| 1. | Mijen | - | - | - | - |
| 2. | Gunungpati | - | - | - | - |
| 3. | Banyumanik | - | - | - | - |
| 4. | Gajah Mungkur | - | - | - | - |
| 5. | Smg Selatan | - | - | - | - |
| 6. | Candisari | - | - | - | - |
| 7. | Tembalang | - | - | - | - |
| 8. | Pedurungan | - | - | - | - |
| 9. | Genuk | - | - | - | - |
| 10. | Gayamsari | - | - | - | - |
| 11. | Smg Timur | - | - | - | - |
| 12. | Smg Utara | - | - | - | - |
| 13. | Smg Tengah | - | - | - | - |
| 14. | Smg Barat | - | - | - | - |
| 15. | Ngaliyan | - | - | - | - |
| 16. | Tugu | - | - | - | - |
| Jumlah | | - | - | - | - |

Tabel 147. Produksi Sedap Malam Menurut Kecamatan di Kota Semarang Tahun 2018 – 2021

| No | Kecamatan | Produksi (pohon) | | | |
|---------------|---------------|------------------|------|------|------|
| | | 2018 | 2019 | 2020 | 2021 |
| 1. | Mijen | - | - | - | - |
| 2. | Gunungpati | - | - | - | - |
| 3. | Banyumanik | - | - | - | - |
| 4. | Gajah Mungkur | - | - | - | - |
| 5. | Smg Selatan | - | - | - | - |
| 6. | Candisari | - | - | - | - |
| 7. | Tembalang | - | - | - | - |
| 8. | Pedurungan | - | - | - | - |
| 9. | Genuk | - | - | - | - |
| 10. | Gayamsari | - | - | - | - |
| 11. | Smg Timur | - | - | - | - |
| 12. | Smg Utara | - | - | - | - |
| 13. | Smg Tengah | - | - | - | - |
| 14. | Smg Barat | - | - | - | - |
| 15. | Ngaliyan | - | - | - | - |
| 16. | Tugu | - | - | - | - |
| Jumlah | | - | - | - | - |

Tabel 148. Luas Panen Anggrek Pot Menurut Kecamatan di Kota Semarang Tahun 2018 – 2021

| No | Kecamatan | Luas Panen (m ²) | | | |
|---------------|---------------|------------------------------|------|------|------------|
| | | 2018 | 2019 | 2020 | 2021 |
| 1. | Mijen | - | - | - | 32 |
| 2. | Gunungpati | - | - | - | - |
| 3. | Banyumanik | - | - | - | 60 |
| 4. | Gajah Mungkur | - | - | - | - |
| 5. | Smg Selatan | - | - | - | - |
| 6. | Candisari | - | - | - | - |
| 7. | Tembalang | - | - | - | - |
| 8. | Pedurungan | - | - | - | 1 |
| 9. | Genuk | - | - | - | - |
| 10. | Gayamsari | - | - | - | 15 |
| 11. | Smg Timur | - | - | - | - |
| 12. | Smg Utara | - | - | - | - |
| 13. | Smg Tengah | - | - | - | - |
| 14. | Smg Barat | - | - | - | - |
| 15. | Ngaliyan | - | - | - | - |
| 16. | Tugu | - | - | - | - |
| Jumlah | | - | - | - | 108 |

Tabel 149. Produksi Anggrek Pot Menurut Kecamatan di Kota Semarang Tahun 2018 – 2021

| No | Kecamatan | Produksi (pohon) | | | |
|---------------|---------------|------------------|------|------|------|
| | | 2018 | 2019 | 2020 | 2021 |
| 1. | Mijen | - | - | - | 98 |
| 2. | Gunungpati | - | - | - | - |
| 3. | Banyumanik | - | - | - | 60 |
| 4. | Gajah Mungkur | - | - | - | - |
| 5. | Smg Selatan | - | - | - | - |
| 6. | Candisari | - | - | - | - |
| 7. | Tembalang | - | - | - | - |
| 8. | Pedurungan | - | - | - | - |
| 9. | Genuk | - | - | - | - |
| 10. | Gayamsari | - | - | - | 15 |
| 11. | Smg Timur | - | - | - | - |
| 12. | Smg Utara | - | - | - | - |
| 13. | Smg Tengah | - | - | - | - |
| 14. | Smg Barat | - | - | - | - |
| 15. | Ngaliyan | - | - | - | - |
| 16. | Tugu | - | - | - | - |
| Jumlah | | - | - | - | - |

Tabel 150. Luas Panen Bromelia Menurut Kecamatan di Kota Semarang Tahun 2018 – 2021

| No | Kecamatan | Luas Panen (m ²) | | | |
|---------------|---------------|------------------------------|------|------|------|
| | | 2018 | 2019 | 2020 | 2021 |
| 1. | Mijen | - | - | - | - |
| 2. | Gunungpati | - | - | - | - |
| 3. | Banyumanik | - | - | - | - |
| 4. | Gajah Mungkur | - | - | - | - |
| 5. | Smg Selatan | - | - | - | - |
| 6. | Candisari | - | - | - | - |
| 7. | Tembalang | - | - | - | - |
| 8. | Pedurungan | - | - | - | - |
| 9. | Genuk | - | - | - | - |
| 10. | Gayamsari | - | - | - | - |
| 11. | Smg Timur | - | - | - | - |
| 12. | Smg Utara | - | - | - | - |
| 13. | Smg Tengah | - | - | - | - |
| 14. | Smg Barat | - | - | - | - |
| 15. | Ngaliyan | - | - | - | - |
| 16. | Tugu | - | - | - | - |
| Jumlah | | - | - | - | - |

Tabel 151. Produksi Bromelia Menurut Kecamatan di Kota Semarang Tahun 2018 – 2021

| No | Kecamatan | Produksi (pohon) | | | |
|---------------|---------------|------------------|------|------|------|
| | | 2018 | 2019 | 2020 | 2021 |
| 1. | Mijen | - | - | - | - |
| 2. | Gunungpati | - | - | - | - |
| 3. | Banyumanik | - | - | - | - |
| 4. | Gajah Mungkur | - | - | - | - |
| 5. | Smg Selatan | - | - | - | - |
| 6. | Candisari | - | - | - | - |
| 7. | Tembalang | - | - | - | - |
| 8. | Pedurungan | - | - | - | - |
| 9. | Genuk | - | - | - | - |
| 10. | Gayamsari | - | - | - | - |
| 11. | Smg Timur | - | - | - | - |
| 12. | Smg Utara | - | - | - | - |
| 13. | Smg Tengah | - | - | - | - |
| 14. | Smg Barat | - | - | - | - |
| 15. | Ngaliyan | - | - | - | - |
| 16. | Tugu | - | - | - | - |
| Jumlah | | - | - | - | - |

Tabel 152. Luas Panen Bugenvil Menurut Kecamatan di Kota Semarang Tahun 2018 – 2021

| No | Kecamatan | Luas Panen (m ²) | | | |
|---------------|---------------|------------------------------|------|------|------|
| | | 2018 | 2019 | 2020 | 2021 |
| 1. | Mijen | - | - | - | - |
| 2. | Gunungpati | - | - | - | - |
| 3. | Banyumanik | - | - | - | - |
| 4. | Gajah Mungkur | - | - | - | - |
| 5. | Smg Selatan | - | - | - | - |
| 6. | Candisari | - | - | - | - |
| 7. | Tembalang | - | - | - | - |
| 8. | Pedurungan | - | - | - | - |
| 9. | Genuk | - | - | - | - |
| 10. | Gayamsari | - | - | - | - |
| 11. | Smg Timur | - | - | - | - |
| 12. | Smg Utara | - | - | - | - |
| 13. | Smg Tengah | - | - | - | - |
| 14. | Smg Barat | - | - | - | - |
| 15. | Ngaliyan | - | - | - | - |
| 16. | Tugu | - | - | - | - |
| Jumlah | | - | - | - | - |

Tabel 153. Produksi Bugenvil Menurut Kecamatan di Kota Semarang Tahun 2018 – 2021

| No | Kecamatan | Produksi (pohon) | | | |
|---------------|---------------|------------------|------|------|------|
| | | 2018 | 2019 | 2020 | 2021 |
| 1. | Mijen | - | - | - | - |
| 2. | Gunungpati | - | - | - | - |
| 3. | Banyumanik | - | - | - | - |
| 4. | Gajah Mungkur | - | - | - | - |
| 5. | Smg Selatan | - | - | - | - |
| 6. | Candisari | - | - | - | - |
| 7. | Tembalang | - | - | - | - |
| 8. | Pedurungan | - | - | - | - |
| 9. | Genuk | - | - | - | - |
| 10. | Gayamsari | - | - | - | - |
| 11. | Smg Timur | - | - | - | - |
| 12. | Smg Utara | - | - | - | - |
| 13. | Smg Tengah | - | - | - | - |
| 14. | Smg Barat | - | - | - | - |
| 15. | Ngaliyan | - | - | - | - |
| 16. | Tugu | - | - | - | - |
| Jumlah | | - | - | - | - |

Tabel 154. Luas Panen Cordyline Menurut Kecamatan di Kota Semarang Tahun 2018 – 2021

| No | Kecamatan | Luas Panen (m ²) | | | |
|---------------|---------------|------------------------------|----------|----------|----------|
| | | 2018 | 2019 | 2020 | 2021 |
| 1. | Mijen | - | - | - | - |
| 2. | Gunungpati | - | - | - | 1 |
| 3. | Banyumanik | - | - | - | - |
| 4. | Gajah Mungkur | - | - | - | - |
| 5. | Smg Selatan | - | - | - | - |
| 6. | Candisari | - | - | - | - |
| 7. | Tembalang | - | - | - | - |
| 8. | Pedurungan | - | - | - | - |
| 9. | Genuk | - | - | - | - |
| 10. | Gayamsari | - | - | - | - |
| 11. | Smg Timur | - | - | - | - |
| 12. | Smg Utara | - | - | - | - |
| 13. | Smg Tengah | - | - | - | - |
| 14. | Smg Barat | - | - | - | - |
| 15. | Ngaliyan | - | - | - | - |
| 16. | Tugu | - | - | - | - |
| Jumlah | | - | - | - | 1 |

Tabel 155. Produksi Cordyline Menurut Kecamatan di Kota Semarang Tahun 2018 – 2021

| No | Kecamatan | Produksi (pohon) | | | |
|---------------|---------------|------------------|------|------|----------|
| | | 2018 | 2019 | 2020 | 2021 |
| 1. | Mijen | - | - | - | - |
| 2. | Gunungpati | - | - | - | 1 |
| 3. | Banyumanik | - | - | - | - |
| 4. | Gajah Mungkur | - | - | - | - |
| 5. | Smg Selatan | - | - | - | - |
| 6. | Candisari | - | - | - | - |
| 7. | Tembalang | - | - | - | - |
| 8. | Pedurungan | - | - | - | - |
| 9. | Genuk | - | - | - | - |
| 10. | Gayamsari | - | - | - | - |
| 11. | Smg Timur | - | - | - | - |
| 12. | Smg Utara | - | - | - | - |
| 13. | Smg Tengah | - | - | - | - |
| 14. | Smg Barat | - | - | - | - |
| 15. | Ngaliyan | - | - | - | - |
| 16. | Tugu | - | - | - | - |
| Jumlah | | - | - | - | 1 |

Tabel 156. Luas Panen Pakis Menurut Kecamatan di Kota Semarang Tahun 2018 – 2021

| No | Kecamatan | Luas Panen (m ²) | | | |
|---------------|---------------|------------------------------|------|------|----------|
| | | 2018 | 2019 | 2020 | 2021 |
| 1. | Mijen | - | - | - | - |
| 2. | Gunungpati | - | - | - | - |
| 3. | Banyumanik | - | - | - | - |
| 4. | Gajah Mungkur | - | - | - | - |
| 5. | Smg Selatan | - | - | - | - |
| 6. | Candisari | - | - | - | - |
| 7. | Tembalang | - | - | - | - |
| 8. | Pedurungan | - | - | - | - |
| 9. | Genuk | - | - | - | - |
| 10. | Gayamsari | - | - | - | 2 |
| 11. | Smg Timur | - | - | - | - |
| 12. | Smg Utara | - | - | - | - |
| 13. | Smg Tengah | - | - | - | - |
| 14. | Smg Barat | - | - | - | - |
| 15. | Ngaliyan | - | - | - | - |
| 16. | Tugu | - | - | - | - |
| Jumlah | | - | - | - | 2 |

Tabel 157. Produksi Pakis Menurut Kecamatan di Kota Semarang Tahun 2018 – 2021

| No | Kecamatan | Produksi (pohon) | | | |
|---------------|---------------|------------------|----------|----------|----------|
| | | 2018 | 2019 | 2020 | 2021 |
| 1. | Mijen | - | - | - | - |
| 2. | Gunungpati | - | - | - | - |
| 3. | Banyumanik | - | - | - | - |
| 4. | Gajah Mungkur | - | - | - | - |
| 5. | Smg Selatan | - | - | - | - |
| 6. | Candisari | - | - | - | - |
| 7. | Tembalang | - | - | - | - |
| 8. | Pedurungan | - | - | - | - |
| 9. | Genuk | - | - | - | - |
| 10. | Gayamsari | - | - | - | 2 |
| 11. | Smg Timur | - | - | - | - |
| 12. | Smg Utara | - | - | - | - |
| 13. | Smg Tengah | - | - | - | - |
| 14. | Smg Barat | - | - | - | - |
| 15. | Ngaliyan | - | - | - | - |
| 16. | Tugu | - | - | - | - |
| Jumlah | | - | - | - | 2 |

Tabel 158. Luas Panen Puring Menurut Kecamatan di Kota Semarang Tahun 2018 – 2021

| No | Kecamatan | Luas Panen (m ²) | | | |
|---------------|---------------|------------------------------|------|------|------|
| | | 2018 | 2019 | 2020 | 2021 |
| 1. | Mijen | - | - | - | - |
| 2. | Gunungpati | - | - | - | - |
| 3. | Banyumanik | - | - | - | - |
| 4. | Gajah Mungkur | - | - | - | - |
| 5. | Smg Selatan | - | - | - | - |
| 6. | Candisari | - | - | - | - |
| 7. | Tembalang | - | - | - | - |
| 8. | Pedurungan | - | - | - | - |
| 9. | Genuk | - | - | - | - |
| 10. | Gayamsari | - | - | - | - |
| 11. | Smg Timur | - | - | - | - |
| 12. | Smg Utara | - | - | - | - |
| 13. | Smg Tengah | - | - | - | - |
| 14. | Smg Barat | - | - | - | - |
| 15. | Ngaliyan | - | - | - | - |
| 16. | Tugu | - | - | - | - |
| Jumlah | | - | - | - | - |

Tabel 159. Produksi Puring Menurut Kecamatan di Kota Semarang Tahun 2018 – 2021

| No | Kecamatan | Produksi (pohon) | | | |
|---------------|---------------|------------------|------|------|------|
| | | 2018 | 2019 | 2020 | 2021 |
| 1. | Mijen | - | - | - | - |
| 2. | Gunungpati | - | - | - | - |
| 3. | Banyumanik | - | - | - | - |
| 4. | Gajah Mungkur | - | - | - | - |
| 5. | Smg Selatan | - | - | - | - |
| 6. | Candisari | - | - | - | - |
| 7. | Tembalang | - | - | - | - |
| 8. | Pedurungan | - | - | - | - |
| 9. | Genuk | - | - | - | - |
| 10. | Gayamsari | - | - | - | - |
| 11. | Smg Timur | - | - | - | - |
| 12. | Smg Utara | - | - | - | - |
| 13. | Smg Tengah | - | - | - | - |
| 14. | Smg Barat | - | - | - | - |
| 15. | Ngaliyan | - | - | - | - |
| 16. | Tugu | - | - | - | - |
| Jumlah | | - | - | - | - |

Tabel 160. Luas Panen Tanaman Biofarmaka Menurut Kecamatan di Kota Semarang Tahun 2018 – 2021

| No | Kecamatan | Luas Panen (m ²) | | | |
|----|---------------------|------------------------------|--------|--------|---------|
| | | 2018 | 2019 | 2020 | 2021 |
| 1 | Jahe | 27.213 | 8.409 | 3.296 | 43.727 |
| 2 | Temulawak | 20.000 | - | 26 | 66.505 |
| 3 | Kunyit | 33.000 | 20.005 | 21.066 | 112.284 |
| 4 | Kencur | 8.130 | 5.022 | 3.049 | 5.808 |
| 5 | Laos | 250 | 44 | 42 | 2059 |
| 6 | Temuireng | 10.000 | - | 10 | 14 |
| 7 | Kapulaga | 75.000 | 30.000 | 19.063 | 170.201 |
| 8 | Temukunci | - | 15.007 | 15.013 | 17.007 |
| 9 | Lempuyang | - | - | 10 | 21 |
| 10 | Lidah buaya | - | 26 | 25 | 101 |
| 11 | Mahkota Dewa*) | 131 | 199 | 182 | 271 |
| 12 | Mengkudu/ pace*) | 130 | 247 | 214 | 2.225 |
| 13 | Sambiloto | - | 10.002 | 409 | 11.514 |
| 14 | Jeruk Nipis | - | - | - | 10.070 |
| 15 | Serai | - | - | - | 109.284 |

*) Luas panen dalam satuan pohon

Tabel 161. Produksi Tanaman Biofarmaka Menurut Kecamatan di Kota Semarang Tahun 2018 – 2021

| No | Kecamatan | Produksi (Kg) | | | |
|----|---------------------|---------------|--------|--------|------------|
| | | 2018 | 2019 | 2020 | 2021 |
| 1 | Jahe | 264.478 | 17.529 | 5.949 | 24.046 |
| 2 | Temulawak | 56.000 | - | 46 | 14.883 |
| 3 | Kunyit | 61.200 | 27.500 | 37.076 | 104.826 |
| 4 | Kencur | 8.160 | 5.052 | 3.078 | 10.263 |
| 5 | Laos | 355 | 188 | 93 | 6.056 |
| 6 | Temuireng | 26.000 | - | 30 | 14 |
| 7 | Kapulaga | 75.100 | 49.000 | 18.619 | 57.997 |
| 8 | Temukunci | - | 10.006 | 7.533 | 8.507 |
| 9 | Lempuyang | - | - | 30 | 21 |
| 10 | Lidah buaya | - | 22 | 35 | 76 |
| 11 | Mahkota Dewa*) | 6.549 | 7.322 | 6.907 | 2.884 |
| 12 | Mengkudu/ pace*) | 1.672 | 2.302 | 3.263 | 31.095 |
| 13 | Sambiloto | - | 10.002 | 12.599 | 9.872 |
| 14 | Jeruk Nipis | - | - | - | 1.682 |
| 15 | Serai | - | - | - | 187.506,99 |

Tabel 162. Luas Panen Kunyit Menurut Kecamatan di Kota Semarang Tahun 2018 – 2021

| No | Kecamatan | Luas Panen (m ²) | | | |
|---------------|---------------|------------------------------|---------------|---------------|----------------|
| | | 2018 | 2019 | 2020 | 2021 |
| 1. | Mijen | 5.000 | 5.000 | 1.000 | 10,000 |
| 2. | Gunungpati | - | - | - | 2,000 |
| 3. | Banyumanik | 10.000 | - | 20 | 105 |
| 4. | Gajah Mungkur | - | - | 20 | 50 |
| 5. | Smg Selatan | - | - | - | - |
| 6. | Candisari | - | - | - | - |
| 7. | Tembalang | 18.000 | 15.000 | 20.000 | 60,000 |
| 8. | Pedurungan | - | - | - | - |
| 9. | Genuk | - | - | - | - |
| 10. | Gayamsari | - | - | 18 | 5 |
| 11. | Smg Timur | - | - | - | - |
| 12. | Smg Utara | - | - | - | - |
| 13. | Smg Tengah | - | - | - | - |
| 14. | Smg Barat | - | - | 8 | 14 |
| 15. | Ngaliyan | - | - | - | 40,110 |
| 16. | Tugu | - | - | - | - |
| Jumlah | | 33.000 | 20.000 | 21.066 | 112.284 |

Tabel 163. Produksi Kunyit Menurut Kecamatan di Kota Semarang Tahun 2018 – 2021

| No | Kecamatan | Produksi (Kgl) | | | |
|---------------|---------------|----------------|---------------|---------------|----------------|
| | | 2018 | 2019 | 2020 | 2021 |
| 1. | Mijen | 5.000 | 5.000 | 5.000 | 25,700 |
| 2. | Gunungpati | - | - | - | 4,000 |
| 3. | Banyumanik | 20.000 | - | 12 | 57 |
| 4. | Gajah Mungkur | - | - | 18 | 50 |
| 5. | Smg Selatan | - | - | - | - |
| 6. | Candisari | - | - | - | - |
| 7. | Tembalang | 36.200 | 22.500 | 32.008 | 60,000 |
| 8. | Pedurungan | - | - | - | - |
| 9. | Genuk | - | - | - | - |
| 10. | Gayamsari | - | - | 30 | 5 |
| 11. | Smg Timur | - | - | - | - |
| 12. | Smg Utara | - | - | - | - |
| 13. | Smg Tengah | - | - | - | - |
| 14. | Smg Barat | - | - | 8 | 14 |
| 15. | Ngaliyan | - | - | - | 15,000 |
| 16. | Tugu | - | - | - | - |
| Jumlah | | 61.200 | 27.500 | 37.076 | 104.826 |

Tabel 164. Luas Panen Temulawak Menurut Kecamatan di Kota Semarang Tahun 2018 – 2021

| No | Kecamatan | Luas Panen (m ²) | | | |
|---------------|---------------|------------------------------|----------|-----------|---------------|
| | | 2018 | 2019 | 2020 | 2021 |
| 1. | Mijen | - | - | - | 6,500 |
| 2. | Gunungpati | - | - | - | - |
| 3. | Banyumanik | 20.000 | - | - | - |
| 4. | Gajah Mungkur | - | - | 10 | - |
| 5. | Smg Selatan | - | - | - | - |
| 6. | Candisari | - | - | - | - |
| 7. | Tembalang | - | - | - | - |
| 8. | Pedurungan | - | - | - | - |
| 9. | Genuk | - | - | 16 | - |
| 10. | Gayamsari | - | - | - | 5 |
| 11. | Smg Timur | - | - | - | - |
| 12. | Smg Utara | - | - | - | - |
| 13. | Smg Tengah | - | - | - | - |
| 14. | Smg Barat | - | - | - | 6 |
| 15. | Ngaliyan | - | - | - | 59,994 |
| 16. | Tugu | - | - | - | - |
| Jumlah | | 20.000 | - | 26 | 66.505 |

Tabel 165. Produksi Temulawak Menurut Kecamatan di Kota Semarang Tahun 2018 – 2021

| No | Kecamatan | Produksi (Kg) | | | |
|---------------|---------------|---------------|----------|-----------|---------------|
| | | 2018 | 2019 | 2020 | 2021 |
| 1. | Mijen | - | - | - | 6,870 |
| 2. | Gunungpati | - | - | - | - |
| 3. | Banyumanik | 56.000 | - | - | - |
| 4. | Gajah Mungkur | - | - | 10 | - |
| 5. | Smg Selatan | - | - | - | - |
| 6. | Candisari | - | - | - | - |
| 7. | Tembalang | - | - | - | - |
| 8. | Pedurungan | - | - | - | - |
| 9. | Genuk | - | - | - | - |
| 10. | Gayamsari | - | - | 36 | 7 |
| 11. | Smg Timur | - | - | - | - |
| 12. | Smg Utara | - | - | - | - |
| 13. | Smg Tengah | - | - | - | - |
| 14. | Smg Barat | - | - | - | 6 |
| 15. | Ngaliyan | - | - | - | 8,000 |
| 16. | Tugu | - | - | - | - |
| Jumlah | | 56.000 | - | 46 | 14.883 |

Tabel 166. Luas Panen Jahe Menurut Kecamatan di Kota Semarang Tahun 2018 – 2021

| No | Kecamatan | Luas Panen (m ²) | | | |
|---------------|---------------|------------------------------|--------------|--------------|---------------|
| | | 2018 | 2019 | 2020 | 2021 |
| 1. | Mijen | 7.000 | 5.000 | 2.000 | 7,000 |
| 2. | Gunungpati | - | 2.591 | 1.000 | 8,000 |
| 3. | Banyumanik | 20.000 | 150 | 10 | 64 |
| 4. | Gajah Mungkur | - | - | 40 | - |
| 5. | Smg Selatan | 13 | - | - | - |
| 6. | Candisari | - | - | - | - |
| 7. | Tembalang | 200 | 550 | - | - |
| 8. | Pedurungan | - | - | - | - |
| 9. | Genuk | - | - | - | - |
| 10. | Gayamsari | - | - | 33 | 17 |
| 11. | Smg Timur | - | 100 | 200 | 52 |
| 12. | Smg Utara | - | - | - | - |
| 13. | Smg Tengah | - | - | - | - |
| 14. | Smg Barat | - | 16 | 12 | 19 |
| 15. | Ngaliyan | - | - | - | 28,575 |
| 16. | Tugu | - | 2 | 100 | - |
| Jumlah | | 27.213 | 8.409 | 3.296 | 43.727 |

Tabel 167. Produksi Jahe Menurut Kecamatan di Kota Semarang Tahun 2018 – 2021

| No | Kecamatan | Produksi (kg) | | | |
|---------------|---------------|----------------|---------------|--------------|---------------|
| | | 2018 | 2019 | 2020 | 2021 |
| 1. | Mijen | 14.000 | 10.000 | 4.000 | 1,920 |
| 2. | Gunungpati | - | 6.000 | 1.506 | 12,000 |
| 3. | Banyumanik | 250.000 | 150 | 10 | 40,15 |
| 4. | Gajah Mungkur | - | - | 33 | - |
| 5. | Smg Selatan | 78 | - | - | - |
| 6. | Candisari | - | - | - | - |
| 7. | Tembalang | 400 | 1.100 | - | - |
| 8. | Pedurungan | - | - | - | - |
| 9. | Genuk | - | - | - | - |
| 10. | Gayamsari | - | - | 75 | 45 |
| 11. | Smg Timur | - | 200 | 300 | 62 |
| 12. | Smg Utara | - | - | - | - |
| 13. | Smg Tengah | - | - | - | - |
| 14. | Smg Barat | - | 72 | 21 | 19 |
| 15. | Ngaliyan | - | - | - | 10,000 |
| 16. | Tugu | - | 7 | 4 | - |
| Jumlah | | 264.478 | 17.529 | 5.949 | 24.046 |

Tabel 168. Luas Panen Kapulaga Menurut Kecamatan di Kota Semarang Tahun 2018 – 2021

| No | Kecamatan | Luas Panen (m ²) | | | |
|---------------|---------------|------------------------------|---------------|---------------|----------------|
| | | 2018 | 2019 | 2020 | 2021 |
| 1. | Mijen | 65.000 | 10.000 | 9.063 | 121,694 |
| 2. | Gunungpati | 10.000 | 20.000 | 10.000 | 45,000 |
| 3. | Banyumanik | - | - | - | - |
| 4. | Gajah Mungkur | - | - | - | - |
| 5. | Smg Selatan | - | - | - | - |
| 6. | Candisari | - | - | - | - |
| 7. | Tembalang | - | - | - | 3,500 |
| 8. | Pedurungan | - | - | - | - |
| 9. | Genuk | - | - | - | - |
| 10. | Gayamsari | - | - | - | - |
| 11. | Smg Timur | - | - | - | 5 |
| 12. | Smg Utara | - | - | - | - |
| 13. | Smg Tengah | - | - | - | - |
| 14. | Smg Barat | - | - | - | 2 |
| 15. | Ngaliyan | - | - | - | - |
| 16. | Tugu | - | - | - | - |
| Jumlah | | 75.000 | 30.000 | 19.063 | 170.201 |

Tabel 169. Produksi Kapulaga Menurut Kecamatan di Kota Semarang Tahun 2018 – 2021

| No | Kecamatan | Produksi (Kg) | | | |
|---------------|---------------|---------------|---------------|---------------|---------------|
| | | 2018 | 2019 | 2020 | 2021 |
| 1. | Mijen | 64.500 | 28.500 | 11.119 | 20,740.27 |
| 2. | Gunungpati | 10.600 | 20.500 | 7.500 | 33,750.00 |
| 3. | Banyumanik | - | - | - | - |
| 4. | Gajah Mungkur | - | - | - | - |
| 5. | Smg Selatan | - | - | - | - |
| 6. | Candisari | - | - | - | - |
| 7. | Tembalang | - | - | - | 3,500.00 |
| 8. | Pedurungan | - | - | - | - |
| 9. | Genuk | - | - | - | - |
| 10. | Gayamsari | - | - | - | - |
| 11. | Smg Timur | - | - | - | 5.00 |
| 12. | Smg Utara | - | - | - | - |
| 13. | Smg Tengah | - | - | - | - |
| 14. | Smg Barat | - | - | - | 2.00 |
| 15. | Ngaliyan | - | - | - | - |
| 16. | Tugu | - | - | - | - |
| Jumlah | | 75.100 | 49.000 | 18.619 | 57.997 |

Tabel 170. Luas Panen Kencur Menurut Kecamatan di Kota Semarang Tahun 2018 – 2021

| No | Kecamatan | Luas Panen (m ²) | | | |
|---------------|---------------|------------------------------|--------------|--------------|--------------|
| | | 2018 | 2019 | 2020 | 2021 |
| 1. | Mijen | 8.000 | 5.000 | 3.000 | 5,000 |
| 2. | Gunungpati | - | - | - | - |
| 3. | Banyumanik | 100 | 2 | - | 90 |
| 4. | Gajah Mungkur | - | - | 25 | 30 |
| 5. | Smg Selatan | - | - | - | - |
| 6. | Candisari | - | - | - | - |
| 7. | Tembalang | 30 | 10 | - | - |
| 8. | Pedurungan | - | - | - | - |
| 9. | Genuk | - | - | - | - |
| 10. | Gayamsari | - | - | 15 | 14 |
| 11. | Smg Timur | - | - | - | 5 |
| 12. | Smg Utara | - | - | - | - |
| 13. | Smg Tengah | - | - | - | - |
| 14. | Smg Barat | - | 9 | 8 | 9 |
| 15. | Ngaliyan | - | - | - | 660 |
| 16. | Tugu | - | 1 | 1 | - |
| Jumlah | | 8.130 | 5.022 | 3.049 | 5.808 |

Tabel 171. Produksi Kencur Menurut Kecamatan di Kota Semarang Tahun 2018 – 2021

| No | Kecamatan | Produksi (Kg) | | | |
|---------------|---------------|---------------|--------------|--------------|---------------|
| | | 2018 | 2019 | 2020 | 2021 |
| 1. | Mijen | 8.000 | 5.000 | 3.005 | 10,000.00 |
| 2. | Gunungpati | - | - | - | - |
| 3. | Banyumanik | 100 | 2 | - | 49.00 |
| 4. | Gajah Mungkur | - | - | 25 | 32.00 |
| 5. | Smg Selatan | - | - | - | - |
| 6. | Candisari | - | - | - | - |
| 7. | Tembalang | 60 | 20 | - | - |
| 8. | Pedurungan | - | - | - | - |
| 9. | Genuk | - | - | - | - |
| 10. | Gayamsari | - | - | 30 | 15.00 |
| 11. | Smg Timur | - | - | - | 5.00 |
| 12. | Smg Utara | - | - | - | - |
| 13. | Smg Tengah | - | - | - | - |
| 14. | Smg Barat | - | 28 | 15 | 12.00 |
| 15. | Ngaliyan | - | - | - | 150.00 |
| 16. | Tugu | - | 2 | 3 | - |
| Jumlah | | 8.160 | 5.052 | 3.078 | 10.263 |

Tabel 172. Luas Panen Laos/Lengkuas Menurut Kecamatan di Kota Semarang Tahun 2018 – 2021

| No | Kecamatan | Luas Panen (m ²) | | | |
|---------------|---------------|------------------------------|-----------|-----------|--------------|
| | | 2018 | 2019 | 2020 | 2021 |
| 1. | Mijen | - | - | - | 2,000 |
| 2. | Gunungpati | - | - | - | - |
| 3. | Banyumanik | 200 | 2 | - | 30 |
| 4. | Gajah Mungkur | - | - | 5 | - |
| 5. | Smg Selatan | - | - | - | - |
| 6. | Candisari | - | - | - | - |
| 7. | Tembalang | 50 | 40 | 20 | - |
| 8. | Pedurungan | - | - | - | - |
| 9. | Genuk | - | - | - | - |
| 10. | Gayamsari | - | - | 17 | 6 |
| 11. | Smg Timur | - | - | - | 15 |
| 12. | Smg Utara | - | - | - | - |
| 13. | Smg Tengah | - | - | - | - |
| 14. | Smg Barat | - | - | - | 8 |
| 15. | Ngaliyan | - | - | - | - |
| 16. | Tugu | - | 2 | - | - |
| Jumlah | | 250 | 44 | 42 | 2.059 |

Tabel 173. Produksi Laos/Lengkuas Menurut Kecamatan di Kota Semarang Tahun 2018 – 2021

| No | Kecamatan | Produksi (Kg) | | | |
|---------------|---------------|---------------|------------|-----------|--------------|
| | | 2018 | 2019 | 2020 | 2021 |
| 1. | Mijen | - | - | - | 6.000 |
| 2. | Gunungpati | - | - | - | - |
| 3. | Banyumanik | 200 | 2 | - | 18.00 |
| 4. | Gajah Mungkur | - | - | 5 | - |
| 5. | Smg Selatan | - | - | - | - |
| 6. | Candisari | - | - | - | - |
| 7. | Tembalang | 155 | 180 | 50 | - |
| 8. | Pedurungan | - | - | - | - |
| 9. | Genuk | - | - | - | - |
| 10. | Gayamsari | - | - | 38 | 9.00 |
| 11. | Smg Timur | - | - | - | 17.00 |
| 12. | Smg Utara | - | - | - | - |
| 13. | Smg Tengah | - | - | - | - |
| 14. | Smg Barat | - | - | - | 12.00 |
| 15. | Ngaliyan | - | - | - | - |
| 16. | Tugu | - | 6 | - | - |
| Jumlah | | 355 | 188 | 93 | 6.056 |

Tabel 174. Luas Panen Mahkota Dewa Menurut Kecamatan di Kota Semarang Tahun 2018 – 2021

| No | Kecamatan | Luas Panen (Pohon) | | | |
|---------------|---------------|--------------------|------------|------------|------------|
| | | 2018 | 2019 | 2020 | 2021 |
| 1. | Mijen | - | - | - | - |
| 2. | Gunungpati | - | - | - | - |
| 3. | Banyumanik | - | 50 | 10 | 94 |
| 4. | Gajah Mungkur | - | - | - | - |
| 5. | Smg Selatan | - | - | - | - |
| 6. | Candisari | - | - | - | - |
| 7. | Tembalang | 120 | 120 | 128 | 150 |
| 8. | Pedurungan | - | - | - | - |
| 9. | Genuk | - | - | - | - |
| 10. | Gayamsari | 3 | 11 | 11 | 10 |
| 11. | Smg Timur | - | - | - | - |
| 12. | Smg Utara | - | - | - | - |
| 13. | Smg Tengah | - | - | - | - |
| 14. | Smg Barat | - | 18 | 33 | 17 |
| 15. | Ngaliyan | - | - | - | - |
| 16. | Tugu | - | - | - | - |
| Jumlah | | 123 | 199 | 182 | 271 |

Tabel 175. Produksi Mahkota Dewa Menurut Kecamatan di Kota Semarang Tahun 2018 – 2021

| No | Kecamatan | Produksi (Kg) | | | |
|---------------|---------------|---------------|--------------|--------------|--------------|
| | | 2018 | 2019 | 2020 | 2021 |
| 1. | Mijen | - | - | - | - |
| 2. | Gunungpati | - | - | - | - |
| 3. | Banyumanik | - | 600 | 296 | 785.00 |
| 4. | Gajah Mungkur | - | - | - | - |
| 5. | Smg Selatan | - | - | - | - |
| 6. | Candisari | - | - | - | - |
| 7. | Tembalang | 6.425 | 6.190 | 5.850 | 1,803.00 |
| 8. | Pedurungan | - | - | - | - |
| 9. | Genuk | - | - | - | - |
| 10. | Gayamsari | 124 | 313 | 319 | 90.00 |
| 11. | Smg Timur | - | - | - | - |
| 12. | Smg Utara | - | - | - | - |
| 13. | Smg Tengah | - | - | - | - |
| 14. | Smg Barat | - | 219 | 442 | 206.00 |
| 15. | Ngaliyan | - | - | - | - |
| 16. | Tugu | - | - | - | - |
| Jumlah | | 6.549 | 7.322 | 6.907 | 2.884 |

Tabel 176. Luas Panen Mengkudu/Pace Menurut Kecamatan di Kota Semarang Tahun 2018 – 2021

| No | Kecamatan | Luas Panen (Pohon) | | | |
|---------------|---------------|--------------------|------------|------------|--------------|
| | | 2018 | 2019 | 2020 | 2021 |
| 1. | Mijen | - | - | - | 2.000 |
| 2. | Gunungpati | - | - | - | - |
| 3. | Banyumanik | - | 70 | 10 | 32 |
| 4. | Gajah Mungkur | - | - | - | - |
| 5. | Smg Selatan | - | - | - | - |
| 6. | Candisari | - | - | - | - |
| 7. | Tembalang | 128 | 150 | 162 | 185 |
| 8. | Pedurungan | - | - | - | - |
| 9. | Genuk | - | - | - | - |
| 10. | Gayamsari | 2 | 11 | 4 | 3 |
| 11. | Smg Timur | - | - | - | - |
| 12. | Smg Utara | - | - | - | - |
| 13. | Smg Tengah | - | - | - | - |
| 14. | Smg Barat | - | 16 | 38 | 5 |
| 15. | Ngaliyan | - | - | - | - |
| 16. | Tugu | - | - | - | - |
| Jumlah | | 130 | 247 | 214 | 2.225 |

Tabel 177. Produksi Mengkudu/Pace Menurut Kecamatan di Kota Semarang Tahun 2018 – 2021

| No | Kecamatan | Produksi (Kg) | | | |
|---------------|---------------|---------------|--------------|--------------|---------------|
| | | 2018 | 2019 | 2020 | 2021 |
| 1. | Mijen | - | - | - | 30,000 |
| 2. | Gunungpati | - | - | - | - |
| 3. | Banyumanik | - | 130 | 62 | 85 |
| 4. | Gajah Mungkur | - | - | - | - |
| 5. | Smg Selatan | - | - | - | - |
| 6. | Candisari | - | - | - | - |
| 7. | Tembalang | 1.552 | 2.100 | 2.950 | 976 |
| 8. | Pedurungan | - | - | - | - |
| 9. | Genuk | - | - | - | - |
| 10. | Gayamsari | 120 | 32 | 25 | 9 |
| 11. | Smg Timur | - | - | - | - |
| 12. | Smg Utara | - | - | - | - |
| 13. | Smg Tengah | - | - | - | - |
| 14. | Smg Barat | - | 40 | 226 | 25 |
| 15. | Ngaliyan | - | - | - | - |
| 16. | Tugu | - | - | - | - |
| Jumlah | | 1.672 | 2.302 | 3.263 | 31.095 |

Tabel 178. Luas Panen Sambiloto Menurut Kecamatan di Kota Semarang Tahun 2018 – 2021

| No | Kecamatan | Luas Panen (m ²) | | | |
|---------------|---------------|------------------------------|---------------|------------|---------------|
| | | 2018 | 2019 | 2020 | 2021 |
| 1. | Mijen | - | - | - | - |
| 2. | Gunungpati | - | - | - | - |
| 3. | Banyumanik | - | 10.000 | 400 | 11,510 |
| 4. | Gajah Mungkur | - | - | - | - |
| 5. | Smg Selatan | - | - | - | - |
| 6. | Candisari | - | - | - | - |
| 7. | Tembalang | - | - | - | - |
| 8. | Pedurungan | - | - | - | - |
| 9. | Genuk | - | - | - | - |
| 10. | Gayamsari | - | - | - | - |
| 11. | Smg Timur | - | - | - | - |
| 12. | Smg Utara | - | - | - | - |
| 13. | Smg Tengah | - | - | - | - |
| 14. | Smg Barat | - | 2 | 9 | 4 |
| 15. | Ngaliyan | - | - | - | - |
| 16. | Tugu | - | - | - | - |
| Jumlah | | - | 10.002 | 409 | 11.514 |

Tabel 179. Produksi Sambiloto Menurut Kecamatan di Kota Semarang Tahun 2018 – 2021

| No | Kecamatan | Produksi (Kg) | | | |
|---------------|---------------|---------------|---------------|---------------|--------------|
| | | 2018 | 2019 | 2020 | 2021 |
| 1. | Mijen | - | - | - | - |
| 2. | Gunungpati | - | - | - | - |
| 3. | Banyumanik | - | 10.000 | 12.590 | 9,867.90 |
| 4. | Gajah Mungkur | - | - | - | - |
| 5. | Smg Selatan | - | - | - | - |
| 6. | Candisari | - | - | - | - |
| 7. | Tembalang | - | - | - | - |
| 8. | Pedurungan | - | - | - | - |
| 9. | Genuk | - | - | - | - |
| 10. | Gayamsari | - | - | - | - |
| 11. | Smg Timur | - | - | - | - |
| 12. | Smg Utara | - | - | - | - |
| 13. | Smg Tengah | - | - | - | - |
| 14. | Smg Barat | - | 2 | 9 | 4.00 |
| 15. | Ngaliyan | - | - | - | - |
| 16. | Tugu | - | - | - | - |
| Jumlah | | - | 10.002 | 12.599 | 9.872 |

Tabel 180. Luas Panen Temu Ireng Menurut Kecamatan di Kota Semarang Tahun 2018 – 2021

| No | Kecamatan | Luas Panen (m ²) | | | |
|---------------|---------------|------------------------------|----------|-----------|-----------|
| | | 2018 | 2019 | 2020 | 2021 |
| 1. | Mijen | - | - | - | - |
| 2. | Gunungpati | - | - | - | - |
| 3. | Banyumanik | 10.000 | - | - | - |
| 4. | Gajah Mungkur | - | - | - | - |
| 5. | Smg Selatan | - | - | - | - |
| 6. | Candisari | - | - | - | - |
| 7. | Tembalang | - | - | - | - |
| 8. | Pedurungan | - | - | - | - |
| 9. | Genuk | - | - | - | - |
| 10. | Gayamsari | - | - | 10 | 10 |
| 11. | Smg Timur | - | - | - | - |
| 12. | Smg Utara | - | - | - | - |
| 13. | Smg Tengah | - | - | - | - |
| 14. | Smg Barat | - | - | - | 4 |
| 15. | Ngaliyan | - | - | - | - |
| 16. | Tugu | - | - | - | - |
| Jumlah | | 10.000 | - | 10 | 14 |

Tabel 181. Produksi Temu Ireng Menurut Kecamatan di Kota Semarang Tahun 2018 - 2021

| No | Kecamatan | Produksi (Kg) | | | |
|---------------|---------------|---------------|----------|-----------|-----------|
| | | 2018 | 2019 | 2020 | 2021 |
| 1. | Mijen | - | - | - | - |
| 2. | Gunungpati | - | - | - | - |
| 3. | Banyumanik | 26.000 | - | - | - |
| 4. | Gajah Mungkur | - | - | - | - |
| 5. | Smg Selatan | - | - | - | - |
| 6. | Candisari | - | - | - | - |
| 7. | Tembalang | - | - | - | - |
| 8. | Pedurungan | - | - | - | - |
| 9. | Genuk | - | - | - | - |
| 10. | Gayamsari | - | - | 30 | 10 |
| 11. | Smg Timur | - | - | - | - |
| 12. | Smg Utara | - | - | - | - |
| 13. | Smg Tengah | - | - | - | - |
| 14. | Smg Barat | - | - | - | 4 |
| 15. | Ngaliyan | - | - | - | - |
| 16. | Tugu | - | - | - | - |
| Jumlah | | 26.000 | - | 30 | 14 |

Tabel 182. Luas Panen Temu Kunci Menurut Kecamatan di Kota Semarang Tahun 2018 - 2021

| No | Kecamatan | Luas Panen (m ²) | | | |
|---------------|---------------|------------------------------|---------------|---------------|---------------|
| | | 2018 | 2019 | 2020 | 2021 |
| 1. | Mijen | - | - | - | - |
| 2. | Gunungpati | - | 15.000 | 15.000 | 17,000 |
| 3. | Banyumanik | - | - | - | - |
| 4. | Gajah Mungkur | - | - | - | - |
| 5. | Smg Selatan | - | - | - | - |
| 6. | Candisari | - | - | - | - |
| 7. | Tembalang | - | - | - | - |
| 8. | Pedurungan | - | - | - | - |
| 9. | Genuk | - | - | - | - |
| 10. | Gayamsari | - | - | 10 | 5 |
| 11. | Smg Timur | - | - | - | - |
| 12. | Smg Utara | - | - | - | - |
| 13. | Smg Tengah | - | - | - | - |
| 14. | Smg Barat | - | 7 | 3 | 2 |
| 15. | Ngaliyan | - | - | - | - |
| 16. | Tugu | - | - | - | - |
| Jumlah | | - | 15.007 | 15.013 | 17.007 |

Tabel 183. Produksi Temu Kunci Menurut Kecamatan di Kota Semarang Tahun 2018 – 2021

| No | Kecamatan | Produksi (Kg) | | | |
|---------------|---------------|---------------|---------------|--------------|--------------|
| | | 2018 | 2019 | 2020 | 2021 |
| 1. | Mijen | - | - | - | - |
| 2. | Gunungpati | - | 10.000 | 7.5000 | 8,500 |
| 3. | Banyumanik | - | - | - | - |
| 4. | Gajah Mungkur | - | - | - | - |
| 5. | Smg Selatan | - | - | - | - |
| 6. | Candisari | - | - | - | - |
| 7. | Tembalang | - | - | - | - |
| 8. | Pedurungan | - | - | - | - |
| 9. | Genuk | - | - | - | - |
| 10. | Gayamsari | - | - | 30 | 5 |
| 11. | Smg Timur | - | - | - | - |
| 12. | Smg Utara | - | - | - | - |
| 13. | Smg Tengah | - | - | - | - |
| 14. | Smg Barat | - | 6 | 3 | 2 |
| 15. | Ngaliyan | - | - | - | - |
| 16. | Tugu | - | - | - | - |
| Jumlah | | - | 10.006 | 7.533 | 8.507 |

Tabel 184. Luas Panen Lidah Buaya Menurut Kecamatan di Kota Semarang Tahun 2018 – 2021

| No | Kecamatan | Luas Panen (m ²) | | | |
|---------------|---------------|------------------------------|-----------|-----------|------------|
| | | 2018 | 2019 | 2020 | 2021 |
| 1. | Mijen | - | - | - | - |
| 2. | Gunungpati | - | - | - | - |
| 3. | Banyumanik | - | 25 | 5 | 80 |
| 4. | Gajah Mungkur | - | - | - | - |
| 5. | Smg Selatan | - | - | - | - |
| 6. | Candisari | - | - | - | - |
| 7. | Tembalang | - | - | - | - |
| 8. | Pedurungan | - | - | - | - |
| 9. | Genuk | - | - | - | - |
| 10. | Gayamsari | - | - | 18 | 2 |
| 11. | Smg Timur | - | - | - | - |
| 12. | Smg Utara | - | - | - | - |
| 13. | Smg Tengah | - | - | - | - |
| 14. | Smg Barat | - | 1 | 2 | 19 |
| 15. | Ngaliyan | - | - | - | - |
| 16. | Tugu | - | - | - | - |
| Jumlah | | - | 26 | 25 | 101 |

Tabel 185. Produksi Lidah Buaya Menurut Kecamatan di Kota Semarang Tahun 2018 – 2021

| No | Kecamatan | Produksi (Kg) | | | |
|---------------|---------------|---------------|-----------|-----------|-----------|
| | | 2018 | 2019 | 2020 | 2021 |
| 1. | Mijen | - | - | - | - |
| 2. | Gunungpati | - | - | - | - |
| 3. | Banyumanik | - | 21 | 7 | 53.90 |
| 4. | Gajah Mungkur | - | - | - | - |
| 5. | Smg Selatan | - | - | - | - |
| 6. | Candisari | - | - | - | - |
| 7. | Tembalang | - | - | - | - |
| 8. | Pedurungan | - | - | - | - |
| 9. | Genuk | - | - | - | - |
| 10. | Gayamsari | - | - | 25 | 3.00 |
| 11. | Smg Timur | - | - | - | - |
| 12. | Smg Utara | - | - | - | - |
| 13. | Smg Tengah | - | - | - | - |
| 14. | Smg Barat | - | 1 | 3 | 19.00 |
| 15. | Ngaliyan | - | - | - | - |
| 16. | Tugu | - | - | - | - |
| Jumlah | | - | 22 | 35 | 76 |

Tabel 186. Luas Panen Lempuyang Menurut Kecamatan di Kota Semarang Tahun 2018 – 2021

| No | Kecamatan | Luas Panen (m ²) | | | |
|---------------|---------------|------------------------------|----------|-----------|-----------|
| | | 2018 | 2019 | 2020 | 2021 |
| 1. | Mijen | - | - | - | - |
| 2. | Gunungpati | - | - | - | - |
| 3. | Banyumanik | - | - | - | - |
| 4. | Gajah Mungkur | - | - | - | - |
| 5. | Smg Selatan | - | - | - | - |
| 6. | Candisari | - | - | - | - |
| 7. | Tembalang | - | - | - | - |
| 8. | Pedurungan | - | - | - | - |
| 9. | Genuk | - | - | - | - |
| 10. | Gayamsari | - | - | 10 | 10 |
| 11. | Smg Timur | - | - | - | - |
| 12. | Smg Utara | - | - | - | - |
| 13. | Smg Tengah | - | - | - | - |
| 14. | Smg Barat | - | - | - | 11 |
| 15. | Ngaliyan | - | - | - | - |
| 16. | Tugu | - | - | - | - |
| Jumlah | | - | - | 10 | 21 |

Tabel 187. Produksi Lempuyang Menurut Kecamatan di Kota Semarang Tahun 2018 – 2021

| No | Kecamatan | Produksi (Kg) | | | |
|---------------|---------------|---------------|----------|-----------|----------|
| | | 2018 | 2019 | 2020 | 2021 |
| 1. | Mijen | - | - | - | - |
| 2. | Gunungpati | - | - | - | - |
| 3. | Banyumanik | - | - | - | - |
| 4. | Gajah Mungkur | - | - | - | - |
| 5. | Smg Selatan | - | - | - | - |
| 6. | Candisari | - | - | - | - |
| 7. | Tembalang | - | - | - | - |
| 8. | Pedurungan | - | - | - | - |
| 9. | Genuk | - | - | - | - |
| 10. | Gayamsari | - | - | 30 | - |
| 11. | Smg Timur | - | - | - | - |
| 12. | Smg Utara | - | - | - | - |
| 13. | Smg Tengah | - | - | - | - |
| 14. | Smg Barat | - | - | - | - |
| 15. | Ngaliyan | - | - | - | - |
| 16. | Tugu | - | - | - | - |
| Jumlah | | - | - | 30 | - |

Tabel 188. Luas Panen Jeruk Nipis Menurut Kecamatan di Kota Semarang Tahun 2018 – 2021

| No | Kecamatan | Luas Panen (m ²) | | | |
|---------------|---------------|------------------------------|------|------|---------------|
| | | 2018 | 2019 | 2020 | 2021 |
| 1. | Mijen | - | - | - | 10,000 |
| 2. | Gunungpati | - | - | - | - |
| 3. | Banyumanik | - | - | - | 70 |
| 4. | Gajah Mungkur | - | - | - | - |
| 5. | Smg Selatan | - | - | - | - |
| 6. | Candisari | - | - | - | - |
| 7. | Tembalang | - | - | - | - |
| 8. | Pedurungan | - | - | - | - |
| 9. | Genuk | - | - | - | - |
| 10. | Gayamsari | - | - | - | - |
| 11. | Smg Timur | - | - | - | - |
| 12. | Smg Utara | - | - | - | - |
| 13. | Smg Tengah | - | - | - | - |
| 14. | Smg Barat | - | - | - | - |
| 15. | Ngaliyan | - | - | - | - |
| 16. | Tugu | - | - | - | - |
| Jumlah | | - | - | - | 10.070 |

Tabel 189. Produksi Jeruk Nipis Menurut Kecamatan di Kota Semarang Tahun 2018 – 2021

| No | Kecamatan | Produksi (Kg) | | | |
|---------------|---------------|---------------|------|------|--------------|
| | | 2018 | 2019 | 2020 | 2021 |
| 1. | Mijen | - | - | - | 1,544.10 |
| 2. | Gunungpati | - | - | - | - |
| 3. | Banyumanik | - | - | - | 138.32 |
| 4. | Gajah Mungkur | - | - | - | - |
| 5. | Smg Selatan | - | - | - | - |
| 6. | Candisari | - | - | - | - |
| 7. | Tembalang | - | - | - | - |
| 8. | Pedurungan | - | - | - | - |
| 9. | Genuk | - | - | - | - |
| 10. | Gayamsari | - | - | - | - |
| 11. | Smg Timur | - | - | - | - |
| 12. | Smg Utara | - | - | - | - |
| 13. | Smg Tengah | - | - | - | - |
| 14. | Smg Barat | - | - | - | - |
| 15. | Ngaliyan | - | - | - | - |
| 16. | Tugu | - | - | - | - |
| Jumlah | | - | - | - | 1.682 |

Tabel 190. Luas Panen Serai Menurut Kecamatan di Kota Semarang Tahun 2018 – 2021

| No | Kecamatan | Luas Panen (m ²) | | | |
|---------------|---------------|------------------------------|------|------|----------------|
| | | 2018 | 2019 | 2020 | 2021 |
| 1. | Mijen | - | - | - | 39,839 |
| 2. | Gunungpati | - | - | - | - |
| 3. | Banyumanik | - | - | - | 80 |
| 4. | Gajah Mungkur | - | - | - | - |
| 5. | Smg Selatan | - | - | - | - |
| 6. | Candisari | - | - | - | - |
| 7. | Tembalang | - | - | - | - |
| 8. | Pedurungan | - | - | - | - |
| 9. | Genuk | - | - | - | - |
| 10. | Gayamsari | - | - | - | - |
| 11. | Smg Timur | - | - | - | - |
| 12. | Smg Utara | - | - | - | - |
| 13. | Smg Tengah | - | - | - | - |
| 14. | Smg Barat | - | - | - | - |
| 15. | Ngaliyan | - | - | - | 69,365 |
| 16. | Tugu | - | - | - | - |
| Jumlah | | - | - | - | 109.284 |

Tabel 191. Produksi Serai Menurut Kecamatan di Kota Semarang Tahun 2018 – 2021

| No | Kecamatan | Produksi (Kg) | | | |
|---------------|---------------|---------------|------|------|-------------------|
| | | 2018 | 2019 | 2020 | 2021 |
| 1. | Mijen | - | - | - | 60,737.99 |
| 2. | Gunungpati | - | - | - | - |
| 3. | Banyumanik | - | - | - | 99 |
| 4. | Gajah Mungkur | - | - | - | - |
| 5. | Smg Selatan | - | - | - | - |
| 6. | Candisari | - | - | - | - |
| 7. | Tembalang | - | - | - | - |
| 8. | Pedurungan | - | - | - | - |
| 9. | Genuk | - | - | - | - |
| 10. | Gayamsari | - | - | - | - |
| 11. | Smg Timur | - | - | - | - |
| 12. | Smg Utara | - | - | - | - |
| 13. | Smg Tengah | - | - | - | - |
| 14. | Smg Barat | - | - | - | - |
| 15. | Ngaliyan | - | - | - | 126,670 |
| 16. | Tugu | - | - | - | - |
| Jumlah | | - | - | - | 187,506.99 |



Tabel 192. Luas Areal, Luas Panen, Produksi dan Produktivitas Tanaman Tahunan Perkebunan Rakyat Menurut Komoditas di Kota Semarang Tahun 2018 – 2021

| No | Komoditas | Tahun 2018 | Tahun 2019 | Tahun 2020 | Tahun 2021 |
|----|------------------------|------------|------------|------------|------------|
| A | Tanaman Tahunan | | | | |
| 1. | Kelapa | | | | |
| | Luas Areal (ha) | 424,73 | 424,73 | 442,13 | 442,13 |
| | Luas Panen (ha) | 215,00 | 310,33 | 326,75 | 326,75 |
| | Produksi (ton) | 243,00 | 257,10 | 273,40 | 273,43 |
| | Produktivitas (Ton/Ha) | 1,13 | 0,83 | 0,83 | 0,84 |
| 2. | Kopi Robusta | | | | |
| | Luas Areal (ha) | 41,43 | 41,43 | 41,31 | 41,31 |
| | Luas Panen (ha) | 20,52 | 23,60 | 23,60 | 23,90 |
| | Produksi (ton) | 16,50 | 61,39 | 5,89 | 9,67 |
| | Produktivitas (Ton/Ha) | 0,80 | 2,60 | 0,25 | 0,40 |
| 3. | Cengkeh | | | | |
| | Luas Areal (ha) | 63,43 | 57,09 | 57,39 | 38,81 |
| | Luas Panen (ha) | 6,80 | 25,00 | 25,00 | 25 |
| | Produksi (ton) | 3,48 | 53,54 | 6,50 | 6,63 |
| | Produktivitas (Ton/Ha) | 0,51 | 2,14 | 0,26 | 0,27 |
| 4. | Mete | | | | |
| | Luas Areal (ha) | 27,37 | 27,79 | 22,76 | 14,90 |
| | Luas Panen (ha) | 4,35 | 15,10 | 15,10 | 14,90 |
| | Produksi (ton) | 0,55 | 12,07 | 11,73 | 11,84 |
| | Produktivitas (Ton/Ha) | 0,13 | 0,80 | 0,78 | 0,79 |
| 5. | Kapuk | | | | |
| | Luas Areal (ha) | 15,23 | 15,23 | 12,18 | 11,68 |
| | Luas Panen (ha) | 10,88 | 10,43 | 9,43 | 10,43 |
| | Produksi (ton) | 18,40 | 16,07 | 24,06 | 24,42 |
| | Produktivitas (Ton/Ha) | 1,69 | 1,54 | 2,55 | 2,34 |

Lanjutan Tabel 192....

| No | Komotas | Tahun 2018 | Tahun 2019 | Tahun 2020 | Tahun 2021 |
|----|------------------------|------------|------------|------------|------------|
| 6. | Siwalan | | | | |
| | Luas Areal (ha) | 2,00 | 3,42 | 3,58 | 4,08 |
| | Luas Panen (ha) | 2,00 | 1,58 | 1,58 | 1,58 |
| | Produksi (ton) | 0,30 | 0,24 | 0,25 | 0,23 |
| | Produktivitas (Ton/Ha) | 0,15 | 0,15 | 0,16 | 0,15 |
| 7 | Aren | | | | |
| | Luas Areal (ha) | 1,50 | 1,50 | 1,50 | 1,50 |
| | Luas Panen (ha) | - | - | - | - |
| | Produksi (ton) | - | - | - | - |
| | Produktivitas (Ton/Ha) | - | - | - | - |
| 8 | Karet | | | | |
| | Luas Areal (ha) | 1,80 | 1,80 | 1,80 | 1,80 |
| | Luas Panen (ha) | - | - | - | - |
| | Produksi (ton) | - | - | - | - |
| | Produktivitas (Ton/Ha) | - | - | - | - |
| 9 | Lada | | | | |
| | Luas Areal (ha) | 5,30 | 5,30 | 5,30 | 5,30 |
| | Luas Panen (ha) | 4,30 | 4,30 | 4,30 | 4,30 |
| | Produksi (ton) | 1,59 | 0,50 | 1,31 | 1,34 |
| | Produktivitas (Ton/Ha) | 0,37 | 0,12 | 0,30 | 0,31 |

Keterangan :

Wujud Produksi dalam perdagangan,

Karet : Karet kering

Kopi robusta : Biji kering

Kelapa dalam : Kopra

Cengkeh : Bunga kering

Lada : Lada hitam/putih kering

Kapuk (Serat) : serat kering

Jambu mete : Biji

Siwalan : Gula merah

Aren : Gula merah

Tabel 193. Luas Panen Kelapa Menurut Kecamatan di Kota Semarang Tahun 2018 – 2021

| No | Kecamatan | Luas Panen (Ha) | | | |
|---------------|---------------|-----------------|---------------|---------------|---------------|
| | | 2018 | 2019 | 2020 | 2021 |
| 1. | Mijen | 61,85 | 45,00 | 66.00 | 66 |
| 2. | Gunungpati | 50,00 | 183,33 | 183.33 | 183.33 |
| 3. | Banyumanik | 20,00 | 16,00 | 16.00 | 16 |
| 4. | Gajah Mungkur | | | | |
| 5. | Smg Selatan | | | | |
| 6. | Candisari | | | | |
| 7. | Tembalang | 3,00 | 1,58 | 0.50 | 0.50 |
| 8. | Pedurungan | 6,00 | 6,00 | 5.50 | 0.50 |
| 9. | Genuk | 65,65 | 49,92 | 46.92 | 46.92 |
| 10. | Gayamsari | | | | |
| 11. | Smg Timur | | | | |
| 12. | Smg Utara | | | | |
| 13. | Smg Tengah | | | | |
| 14. | Smg Barat | | | | |
| 15. | Ngaliyan | 2,00 | 2,00 | 2.00 | 2 |
| 16. | Tugu | 6,50 | 6,50 | 6.50 | 6.50 |
| Jumlah | | 215,00 | 310,33 | 326.75 | 326.75 |

Tabel 194. Produksi Kelapa Menurut Kecamatan di Kota Semarang Tahun 2018 – 2021

| No | Kecamatan | Produksi (Ton) | | | |
|---------------|---------------|----------------|---------------|---------------|---------------|
| | | 2018 | 2019 | 2020 | 2021 |
| 1. | Mijen | 92,60 | 87,98 | 99,45 | 94.67 |
| 2. | Gunungpati | 45,70 | 89,63 | 115,00 | 116 |
| 3. | Banyumanik | 17,42 | 14,17 | 11,43 | 9.03 |
| 4. | Gajah Mungkur | - | - | - | - |
| 5. | Smg Selatan | - | - | - | - |
| 6. | Candisari | - | - | - | - |
| 7. | Tembalang | 4,00 | 2,25 | 0,05 | 1.76 |
| 8. | Pedurungan | 6,41 | 6,31 | 5,70 | 5.70 |
| 9. | Genuk | 75,30 | 46,70 | 38,53 | 36.13 |
| 10. | Gayamsari | - | - | - | - |
| 11. | Smg Timur | - | - | - | - |
| 12. | Smg Utara | - | - | - | - |
| 13. | Smg Tengah | - | - | - | - |
| 14. | Smg Barat | - | - | - | - |
| 15. | Ngaliyan | 3,00 | 2,84 | 1,00 | 3.30 |
| 16. | Tugu | 6,80 | 7,22 | 2,24 | 6.84 |
| Jumlah | | 251,23 | 257,10 | 273.40 | 273.43 |

Tabel 195. Luas Panen Kopi Robusta Menurut Kecamatan di Kota Semarang Tahun 2018 – 2021

| No | Kecamatan | Luas Panen (Ha) | | | |
|---------------|---------------|-----------------|--------------|--------------|--------------|
| | | 2018 | 2019 | 2020 | 2021 |
| 1. | Mijen | 2,22 | 2,60 | 2,60 | 2.90 |
| 2. | Gunungpati | 15,18 | 18,00 | 20,00 | 20 |
| 3. | Banyumanik | 3,00 | 3,00 | 1,00 | 1 |
| 4. | Gajah Mungkur | - | - | - | - |
| 5. | Smg Selatan | - | - | - | - |
| 6. | Candisari | - | - | - | - |
| 7. | Tembalang | - | - | - | - |
| 8. | Pedurungan | - | - | - | - |
| 9. | Genuk | - | - | - | - |
| 10. | Gayamsari | - | - | - | - |
| 11. | Smg Timur | - | - | - | - |
| 12. | Smg Utara | - | - | - | - |
| 13. | Smg Tengah | - | - | - | - |
| 14. | Smg Barat | - | - | - | - |
| 15. | Ngaliyan | - | - | - | - |
| 16. | Tugu | 0,12 | - | - | - |
| Jumlah | | 20,52 | 23,60 | 23.60 | 23.90 |

Tabel 196. Produksi Kopi Robusta Menurut Kecamatan di Kota Semarang Tahun 2018 – 2021

| No | Kecamatan | Produksi (Ton) | | | |
|-----|---------------|----------------|--------------|-------------|-------------|
| | | 2018 | 2019 | 2020 | 2021 |
| 1. | Mijen | 2,83 | 13,52 | 0,94 | 2.50 |
| 2. | Gunungpati | 13,27 | 46,62 | 3,7 | 5.80 |
| 3. | Banyumanik | 0,30 | 1,25 | 1,25 | 1.37 |
| 4. | Gajah Mungkur | - | - | - | - |
| 5. | Smg Selatan | - | - | - | - |
| 6. | Candisari | - | - | - | - |
| 7. | Tembalang | - | - | - | - |
| 8. | Pedurungan | - | - | - | - |
| 9. | Genuk | - | - | - | - |
| 10. | Gayamsari | - | - | - | - |
| 11. | Smg Timur | - | - | - | - |
| 12. | Smg Utara | - | - | - | - |
| 13. | Smg Tengah | - | - | - | - |
| 14. | Smg Barat | - | - | - | - |
| 15. | Ngaliyan | - | - | - | - |
| 16. | Tugu | 0,10 | - | - | - |
| | Jumlah | 16,50 | 61,39 | 5.89 | 9.67 |

Tabel 197. Luas Panen Cengkeh Menurut Kecamatan di Kota Semarang Tahun 2018 – 2021

| No | Kecamatan | Luas Panen (Ha) | | | |
|-----|---------------|-----------------|--------------|-------------|-----------|
| | | 2018 | 2019 | 2020 | 2021 |
| 1. | Mijen | 2,40 | 3,00 | 3,00 | 3 |
| 2. | Gunungpati | 2,35 | 20,00 | 20,00 | 20 |
| 3. | Banyumanik | 2,00 | 2,00 | 2,00 | 2 |
| 4. | Gajah Mungkur | - | - | - | - |
| 5. | Smg Selatan | - | - | - | - |
| 6. | Candisari | - | - | - | - |
| 7. | Tembalang | 0,05 | - | - | - |
| 8. | Pedurungan | - | - | - | - |
| 9. | Genuk | - | - | - | - |
| 10. | Gayamsari | - | - | - | - |
| 11. | Smg Timur | - | - | - | - |
| 12. | Smg Utara | - | - | - | - |
| 13. | Smg Tengah | - | - | - | - |
| 14. | Smg Barat | - | - | - | - |
| 15. | Ngaliyan | - | - | - | - |
| 16. | Tugu | - | - | - | - |
| | Jumlah | 6,80 | 25,00 | 6.50 | 25 |

Tabel 198. Produksi Cengkeh Menurut Kecamatan di Kota Semarang Tahun 2018 – 2021

| No | Kecamatan | Produksi (Ton) | | | |
|-----|---------------|----------------|--------------|-------------|-------------|
| | | 2018 | 2019 | 2020 | 2021 |
| 1. | Mijen | 1,73 | 1,59 | 1,1 | 1 |
| 2. | Gunungpati | 1,15 | 51,20 | 4,02 | 4.33 |
| 3. | Banyumanik | 0,30 | 0,75 | 1,38 | 1.30 |
| 4. | Gajah Mungkur | - | - | - | - |
| 5. | Smg Selatan | - | - | - | - |
| 6. | Candisari | - | - | - | - |
| 7. | Tembalang | 0,30 | - | - | - |
| 8. | Pedurungan | - | - | - | - |
| 9. | Genuk | - | - | - | - |
| 10. | Gayamsari | - | - | - | - |
| 11. | Smg Timur | - | - | - | - |
| 12. | Smg Utara | - | - | - | - |
| 13. | Smg Tengah | - | - | - | - |
| 14. | Smg Barat | - | - | - | - |
| 15. | Ngaliyan | - | - | - | - |
| 16. | Tugu | - | - | - | - |
| | Jumlah | 3,48 | 53,54 | 6.50 | 6.63 |

Tabel 199. Luas Panen Mete Menurut Kecamatan di Kota Semarang Tahun 2018 – 2021

| No | Kecamatan | Luas Panen (Ha) | | | |
|---------------|---------------|-----------------|--------------|--------------|--------------|
| | | 2018 | 2019 | 2020 | 2021 |
| 1. | Mijen | - | - | 0,20 | - |
| 2. | Gunungpati | - | 11,10 | 10,90 | 10.90 |
| 3. | Banyumanik | 3,30 | 3,00 | 3,00 | 3 |
| 4. | Gajah Mungkur | - | - | - | - |
| 5. | Smg Selatan | - | - | - | - |
| 6. | Candisari | - | - | - | - |
| 7. | Tembalang | 0,05 | - | - | - |
| 8. | Pedurungan | - | - | - | - |
| 9. | Genuk | - | - | - | - |
| 10. | Gayamsari | - | - | - | - |
| 11. | Smg Timur | - | - | - | - |
| 12. | Smg Utara | - | - | - | - |
| 13. | Smg Tengah | - | - | - | - |
| 14. | Smg Barat | - | - | - | - |
| 15. | Ngaliyan | 1,00 | 1,00 | 1.00 | 3 |
| 16. | Tugu | - | - | - | - |
| Jumlah | | 4,35 | 15,10 | 15.10 | 14.90 |

Tabel 200. Produksi Mete Menurut Kecamatan di Kota Semarang Tahun 2018 – 2021

| No | Kecamatan | Produksi (Ton) | | | |
|-----|---------------|----------------|--------------|--------------|--------------|
| | | 2018 | 2019 | 2020 | 2021 |
| 1. | Mijen | - | - | 0,10 | - |
| 2. | Gunungpati | - | 9,58 | 9,28 | 9.84 |
| 3. | Banyumanik | 0,30 | 2,15 | 2,15 | 2 |
| 4. | Gajah Mungkur | - | - | - | - |
| 5. | Smg Selatan | - | - | - | - |
| 6. | Candisari | - | - | - | - |
| 7. | Tembalang | 0,13 | - | - | - |
| 8. | Pedurungan | - | - | - | - |
| 9. | Genuk | - | - | - | - |
| 10. | Gayamsari | - | - | - | - |
| 11. | Smg Timur | - | - | - | - |
| 12. | Smg Utara | - | - | - | - |
| 13. | Smg Tengah | - | - | - | - |
| 14. | Smg Barat | - | - | - | - |
| 15. | Ngaliyan | 0,12 | 0,34 | 0.20 | - |
| 16. | Tugu | - | - | - | - |
| | Jumlah | 0,55 | 12,07 | 11.73 | 11.84 |

Tabel 201. Luas Panen Kapuk Menurut Kecamatan di Kota Semarang Tahun 2018 – 2021

| No | Kecamatan | Luas Panen (Ha) | | | |
|---------------|---------------|-----------------|--------------|-------------|--------------|
| | | 2018 | 2019 | 2020 | 2021 |
| 1. | Mijen | - | - | - | - |
| 2. | Gunungpati | 5,73 | 5,23 | 5.23 | 5.23 |
| 3. | Banyumanik | - | - | - | - |
| 4. | Gajah Mungkur | - | - | - | - |
| 5. | Smg Selatan | - | - | - | - |
| 6. | Candisari | - | - | - | - |
| 7. | Tembalang | 0,95 | 1,00 | - | 1 |
| 8. | Pedurungan | - | - | - | - |
| 9. | Genuk | - | - | - | - |
| 10. | Gayamsari | - | - | - | - |
| 11. | Smg Timur | - | - | - | - |
| 12. | Smg Utara | - | - | - | - |
| 13. | Smg Tengah | - | - | - | - |
| 14. | Smg Barat | - | - | - | - |
| 15. | Ngaliyan | - | - | - | - |
| 16. | Tugu | 4,20 | 4,20 | 4.20 | 4.20 |
| Jumlah | | 10,88 | 10,43 | 9.43 | 10.43 |

Tabel 202. Produksi Kapuk Menurut Kecamatan di Kota Semarang Tahun 2018 – 2021

| No | Kecamatan | Produksi (Ton) | | | |
|-----|---------------|----------------|--------------|--------------|--------------|
| | | 2018 | 2019 | 2020 | 2021 |
| 1. | Mijen | - | - | - | - |
| 2. | Gunungpati | 11,00 | 8,52 | 7.32 | 7.43 |
| 3. | Banyumanik | - | - | - | - |
| 4. | Gajah Mungkur | - | - | - | - |
| 5. | Smg Selatan | - | - | - | - |
| 6. | Candisari | - | - | - | - |
| 7. | Tembalang | 0,30 | 0,22 | - | - |
| 8. | Pedurungan | - | - | - | - |
| 9. | Genuk | - | - | - | - |
| 10. | Gayamsari | - | - | - | - |
| 11. | Smg Timur | - | - | - | - |
| 12. | Smg Utara | - | - | - | - |
| 13. | Smg Tengah | - | - | - | - |
| 14. | Smg Barat | - | - | - | - |
| 15. | Ngaliyan | - | - | - | - |
| 16. | Tugu | 7,10 | 7,33 | 16.74 | 16.99 |
| | Jumlah | 18,40 | 16,07 | 24.06 | 24.42 |

Tabel 203. Luas Panen Siwalan Menurut Kecamatan di Kota Semarang Tahun 2018 – 2021

| No | Kecamatan | Luas Panen (Ha) | | | |
|---------------|---------------|-----------------|-------------|-------------|-------------|
| | | 2018 | 2019 | 2020 | 2021 |
| 1. | Mijen | - | - | - | - |
| 2. | Gunungpati | - | - | - | - |
| 3. | Banyumanik | - | - | - | - |
| 4. | Gajah Mungkur | - | - | - | - |
| 5. | Smg Selatan | - | - | - | - |
| 6. | Candisari | - | - | - | - |
| 7. | Tembalang | - | - | - | - |
| 8. | Pedurungan | - | - | - | - |
| 9. | Genuk | 2,00 | 2,00 | 1.58 | 1.58 |
| 10. | Gayamsari | - | - | - | - |
| 11. | Smg Timur | - | - | - | - |
| 12. | Smg Utara | - | - | - | - |
| 13. | Smg Tengah | - | - | - | - |
| 14. | Smg Barat | - | - | - | - |
| 15. | Ngaliyan | - | - | - | - |
| 16. | Tugu | - | - | - | - |
| Jumlah | | 2,00 | 2,00 | 1.58 | 1.58 |

Tabel 204. Produksi Siwalan Menurut Kecamatan di Kota Semarang Tahun 2018 – 2021

| No | Kecamatan | Produksi (Ton) | | | |
|---------------|---------------|----------------|-------------|-------------|-------------|
| | | 2018 | 2019 | 2020 | 2021 |
| 1. | Mijen | - | - | - | - |
| 2. | Gunungpati | - | - | - | - |
| 3. | Banyumanik | - | - | - | - |
| 4. | Gajah Mungkur | - | - | - | - |
| 5. | Smg Selatan | - | - | - | - |
| 6. | Candisari | - | - | - | - |
| 7. | Tembalang | - | - | - | - |
| 8. | Pedurungan | - | - | - | - |
| 9. | Genuk | 0,30 | 0,24 | 0.25 | 0.23 |
| 10. | Gayamsari | - | - | - | - |
| 11. | Smg Timur | - | - | - | - |
| 12. | Smg Utara | - | - | - | - |
| 13. | Smg Tengah | - | - | - | - |
| 14. | Smg Barat | - | - | - | - |
| 15. | Ngaliyan | - | - | - | - |
| 16. | Tugu | - | - | - | - |
| Jumlah | | 0,30 | 0,24 | 0.25 | 0.23 |

Tabel 205. Luas Panen Karet Menurut Kecamatan di Kota Semarang Tahun 2018 – 2021

| No | Kecamatan | Luas Panen (Ha) | | | |
|-----|---------------|-----------------|------|------|------|
| | | 2018 | 2019 | 2020 | 2021 |
| 1. | Mijen | - | - | - | - |
| 2. | Gunungpati | - | - | - | - |
| 3. | Banyumanik | - | - | - | - |
| 4. | Gajah Mungkur | - | - | - | - |
| 5. | Smg Selatan | - | - | - | - |
| 6. | Candisari | - | - | - | - |
| 7. | Tembalang | - | - | - | - |
| 8. | Pedurungan | - | - | - | - |
| 9. | Genuk | - | - | - | - |
| 10. | Gayamsari | - | - | - | - |
| 11. | Smg Timur | - | - | - | - |
| 12. | Smg Utara | - | - | - | - |
| 13. | Smg Tengah | - | - | - | - |
| 14. | Smg Barat | - | - | - | - |
| 15. | Ngaliyan | - | - | - | - |
| 16. | Tugu | - | - | - | - |
| | Jumlah | - | - | - | - |

Tabel 206. Produksi Karet Menurut Kecamatan di Kota Semarang Tahun 2018 – 2021

| No | Kecamatan | Produksi (Ton) | | | |
|---------------|---------------|----------------|------|------|------|
| | | 2018 | 2019 | 2020 | 2021 |
| 1. | Mijen | - | - | - | - |
| 2. | Gunungpati | - | - | - | - |
| 3. | Banyumanik | - | - | - | - |
| 4. | Gajah Mungkur | - | - | - | - |
| 5. | Smg Selatan | - | - | - | - |
| 6. | Candisari | - | - | - | - |
| 7. | Tembalang | - | - | - | - |
| 8. | Pedurungan | - | - | - | - |
| 9. | Genuk | - | - | - | - |
| 10. | Gayamsari | - | - | - | - |
| 11. | Smg Timur | - | - | - | - |
| 12. | Smg Utara | - | - | - | - |
| 13. | Smg Tengah | - | - | - | - |
| 14. | Smg Barat | - | - | - | - |
| 15. | Ngaliyan | - | - | - | - |
| 16. | Tugu | - | - | - | - |
| Jumlah | | - | - | - | - |

Tabel 207. Luas Panen Lada Menurut Kecamatan di Kota Semarang Tahun 2018 – 2021

| No | Kecamatan | Luas Panen (Ha) | | | |
|-----|---------------|-----------------|-------------|-------------|-------------|
| | | 2018 | 2019 | 2020 | 2021 |
| 1. | Mijen | - | - | - | - |
| 2. | Gunungpati | 4,00 | 4,00 | 4.00 | 4 |
| 3. | Banyumanik | - | - | - | - |
| 4. | Gajah Mungkur | - | - | - | - |
| 5. | Smg Selatan | - | - | - | - |
| 6. | Candisari | - | - | - | - |
| 7. | Tembalang | - | - | - | - |
| 8. | Pedurungan | - | - | - | - |
| 9. | Genuk | - | - | - | - |
| 10. | Gayamsari | - | - | - | - |
| 11. | Smg Timur | - | - | - | - |
| 12. | Smg Utara | - | - | - | - |
| 13. | Smg Tengah | - | - | - | - |
| 14. | Smg Barat | - | - | - | - |
| 15. | Ngaliyan | 0,30 | 0,30 | 0.30 | 0.30 |
| 16. | Tugu | - | - | - | - |
| | Jumlah | 4,30 | 4,30 | 4.30 | 4.30 |

Tabel 208. Produksi Lada Menurut Kecamatan di Kota Semarang Tahun 2018 – 2021

| No | Kecamatan | Produksi (Ton) | | | |
|-----|---------------|----------------|-------------|-------------|-------------|
| | | 2018 | 2019 | 2020 | 2021 |
| 1. | Mijen | - | - | - | - |
| 2. | Gunungpati | 1,29 | 0,40 | 1.20 | 1.22 |
| 3. | Banyumanik | - | - | - | - |
| 4. | Gajah Mungkur | - | - | - | - |
| 5. | Smg Selatan | - | - | - | - |
| 6. | Candisari | - | - | - | - |
| 7. | Tembalang | - | - | - | - |
| 8. | Pedurungan | - | - | - | - |
| 9. | Genuk | - | - | - | - |
| 10. | Gayamsari | - | - | - | - |
| 11. | Smg Timur | - | - | - | - |
| 12. | Smg Utara | - | - | - | - |
| 13. | Smg Tengah | - | - | - | - |
| 14. | Smg Barat | - | - | - | - |
| 15. | Ngaliyan | 0,30 | 0,10 | 0.11 | 0.12 |
| 16. | Tugu | - | - | - | - |
| | Jumlah | 1,59 | 0,50 | 1.31 | 1.34 |

Tabel 209. Luas Panen Aren Menurut Kecamatan di Kota Semarang Tahun 2018 – 2021

| No | Kecamatan | Luas Panen (Ha) | | | |
|-----|---------------|-----------------|------|------|------|
| | | 2018 | 2019 | 2020 | 2021 |
| 1. | Mijen | - | - | - | - |
| 2. | Gunungpati | - | - | - | - |
| 3. | Banyumanik | - | - | - | - |
| 4. | Gajah Mungkur | - | - | - | - |
| 5. | Smg Selatan | - | - | - | - |
| 6. | Candisari | - | - | - | - |
| 7. | Tembalang | - | - | - | - |
| 8. | Pedurungan | - | - | - | - |
| 9. | Genuk | - | - | - | - |
| 10. | Gayamsari | - | - | - | - |
| 11. | Smg Timur | - | - | - | - |
| 12. | Smg Utara | - | - | - | - |
| 13. | Smg Tengah | - | - | - | - |
| 14. | Smg Barat | - | - | - | - |
| 15. | Ngaliyan | - | - | - | - |
| 16. | Tugu | - | - | - | - |
| | Jumlah | - | - | - | - |

Tabel 210. Produksi Aren Menurut Kecamatan di Kota Semarang Tahun 2018 – 2021

| No | Kecamatan | Produksi (Ton) | | | |
|---------------|---------------|----------------|------|------|------|
| | | 2018 | 2019 | 2020 | 2021 |
| 1. | Mijen | - | - | - | - |
| 2. | Gunungpati | - | - | - | - |
| 3. | Banyumanik | - | - | - | - |
| 4. | Gajah Mungkur | - | - | - | - |
| 5. | Smg Selatan | - | - | - | - |
| 6. | Candisari | - | - | - | - |
| 7. | Tembalang | - | - | - | - |
| 8. | Pedurungan | - | - | - | - |
| 9. | Genuk | - | - | - | - |
| 10. | Gayamsari | - | - | - | - |
| 11. | Smg Timur | - | - | - | - |
| 12. | Smg Utara | - | - | - | - |
| 13. | Smg Tengah | - | - | - | - |
| 14. | Smg Barat | - | - | - | - |
| 15. | Ngaliyan | - | - | - | - |
| 16. | Tugu | - | - | - | - |
| Jumlah | | - | - | - | - |

Tabel 211. Luas Panen dan Produksi Tanaman Semusim Perkebunan Rakyat Menurut Komoditas di Kota Semarang Tahun 2018 – 2021

| No | Komoditas | Tahun | | | |
|----|------------------------|--------|--------|--------|--------|
| | | 2018 | 2019 | 2020 | 2021 |
| 1 | Tebu | | | | |
| | Luas Areal (ha) | 107,00 | 107,00 | 107.00 | 107 |
| | Luas Panen (ha) | 99,14 | 107,00 | 107.00 | 107 |
| | Produksi (ton) | 497,46 | 623,98 | 623.98 | 493.85 |
| | Produktivitas (Ton/Ha) | 5,02 | 5,83 | 5.83 | 4.62 |
| 2 | Sereh wangi | | | | |
| | Luas Areal (ha) | 8,25 | 8,25 | 8.25 | 8.25 |
| | Luas Panen (ha) | 8,25 | 8,25 | 8.25 | 8.25 |
| | Pr2oduksi (ton) | 0,25 | 3,38 | 3.38 | 0.34 |
| | Produktivitas (Ton/Ha) | 0,03 | 0,41 | 0.41 | 0.04 |

Tabel 212. Luas Panen Tebu Menurut Kecamatan di Kota Semarang Tahun 2018 – 2021

| No | Kecamatan | Luas Panen (Ha) | | | |
|-----|---------------|-----------------|---------------|---------------|------------|
| | | 2018 | 2019 | 2020 | 2021 |
| 1. | Mijen | 46,00 | 40,00 | 40,00 | 40 |
| 2. | Gunungpati | 53,14 | 67,00 | 67,00 | 67 |
| 3. | Banyumanik | - | - | - | - |
| 4. | Gajah Mungkur | - | - | - | - |
| 5. | Smg Selatan | - | - | - | - |
| 6. | Candisari | - | - | - | - |
| 7. | Tembalang | - | - | - | - |
| 8. | Pedurungan | - | - | - | - |
| 9. | Genuk | - | - | - | - |
| 10. | Gayamsari | - | - | - | - |
| 11. | Smg Timur | - | - | - | - |
| 12. | Smg Utara | - | - | - | - |
| 13. | Smg Tengah | - | - | - | - |
| 14. | Smg Barat | - | - | - | - |
| 15. | Ngaliyan | - | - | - | - |
| 16. | Tugu | - | - | - | - |
| | Jumlah | 99,14 | 107,00 | 107,00 | 107 |

Tabel 213. Produksi Tebu Menurut Kecamatan di Kota Semarang Tahun 2018 – 2021

| No | Kecamatan | Produksi (Ton) | | | |
|-----|---------------|----------------|---------------|---------------|---------------|
| | | 2018 | 2019 | 2020 | 2021 |
| 1. | Mijen | 185,46 | 187,98 | 187,98 | 189 |
| 2. | Gunungpati | 312,00 | 436,00 | 436,00 | 304.85 |
| 3. | Banyumanik | - | - | - | - |
| 4. | Gajah Mungkur | - | - | - | - |
| 5. | Smg Selatan | - | - | - | - |
| 6. | Candisari | - | - | - | - |
| 7. | Tembalang | - | - | - | - |
| 8. | Pedurungan | - | - | - | - |
| 9. | Genuk | - | - | - | - |
| 10. | Gayamsari | - | - | - | - |
| 11. | Smg Timur | - | - | - | - |
| 12. | Smg Utara | - | - | - | - |
| 13. | Smg Tengah | - | - | - | - |
| 14. | Smg Barat | - | - | - | - |
| 15. | Ngaliyan | - | - | - | - |
| 16. | Tugu | - | - | - | - |
| | Jumlah | 497,46 | 623,98 | 623,98 | 493.85 |

Tabel 214. Luas Panen Sereh Wangi Menurut Kecamatan di Kota Semarang Tahun 2018 – 2021

| No | Kecamatan | Luas Panen (Ha) | | | |
|---------------|---------------|-----------------|-------------|-------------|-------------|
| | | 2018 | 2019 | 2020 | 2021 |
| 1. | Mijen | 4,00 | 4,00 | 4,00 | 4 |
| 2. | Gunungpati | - | - | - | - |
| 3. | Banyumanik | - | - | - | - |
| 4. | Gajah Mungkur | - | - | - | - |
| 5. | Smg Selatan | - | - | - | - |
| 6. | Candisari | - | - | - | - |
| 7. | Tembalang | - | - | - | - |
| 8. | Pedurungan | - | - | - | - |
| 9. | Genuk | - | - | - | - |
| 10. | Gayamsari | - | - | - | - |
| 11. | Smg Timur | - | - | - | - |
| 12. | Smg Utara | - | - | - | - |
| 13. | Smg Tengah | - | - | - | - |
| 14. | Smg Barat | - | - | - | - |
| 15. | Ngaliyan | 4,25 | 4,25 | 4,25 | 4.25 |
| 16. | Tugu | - | - | - | - |
| Jumlah | | 8,25 | 8,25 | 8.25 | 8.25 |

Tabel 215. Produksi Sereh Wangi Menurut Kecamatan di Kota Semarang Tahun 2018 – 2021

| No | Kecamatan | Produksi (Kuintal) | | | |
|-----|---------------|--------------------|-------------|-------------|-------------|
| | | 2018 | 2019 | 2020 | 2021 |
| 1. | Mijen | 0,12 | 2,08 | 2.08 | 0.12 |
| 2. | Gunungpati | - | - | - | - |
| 3. | Banyumanik | - | - | - | - |
| 4. | Gajah Mungkur | - | - | - | - |
| 5. | Smg Selatan | - | - | - | - |
| 6. | Candisari | - | - | - | - |
| 7. | Tembalang | - | - | - | - |
| 8. | Pedurungan | - | - | - | - |
| 9. | Genuk | - | - | - | - |
| 10. | Gayamsari | - | - | - | - |
| 11. | Smg Timur | - | - | - | - |
| 12. | Smg Utara | - | - | - | - |
| 13. | Smg Tengah | - | - | - | - |
| 14. | Smg Barat | - | - | - | - |
| 15. | Ngaliyan | 0,13 | 1,30 | 1,30 | 0.22 |
| 16. | Tugu | - | - | - | - |
| | Jumlah | 0,25 | 3,38 | 3.38 | 0.34 |

Sub Sektor Sarana dan Prasarana

BAB Chapter 07



Tabel 216. Panjang Rehab Jaringan Irigasi Tersier / Jaringan Irigasi Tingkat Usaha Tani Terbangun Menurut Kecamatan di Kota Semarang s/d 2021

| No | Kecamatan | Kelurahan | Panjang (m) | Tahun Pembangunan | Sumber Dana |
|----|------------|-----------------------------------|-------------|-------------------|---------------|
| 1 | Mijen | 1 Purwosari / PKT Guyub Rukun | 262 | 2015 | DAK Pertanian |
| | | 2 Karangmalang / PKT Ngudi Rahayu | 225 | 2015 | DAK Pertanian |
| | | 3 Cangkiran/PKT Sumber Rejeki | 205 | 2015 | DAK Pertanian |
| | | 4 Jatibarang/PKT Sidomulyo | 162 | 2015 | DAK Pertanian |
| | | 5 Tambangan / Gapoktan Trimulyo | 300 | 2015 | DAK Pertanian |
| | | 6 Wonolopo/Gapoktan Wijaya | 252 | 2019 | |
| | | 7 KT. Restu Bumi | 536 | 2020 | |
| 2 | Gunungpati | 1 Sumurrejo 1)/PKT Rukun Santosa | 315 | 2015 | DAK Pertanian |
| | | 2 Sumurrejo 2)/PKT Amrih Makmur | 200 | 2015 | DAK Pertanian |
| | | 3 Gunungpati/PKT Barokah | 258 | 2015 | DAK Pertanian |
| | | 4 Pakintelan/PKT Mitra Makmur | 152 | 2015 | DAK Pertanian |
| | | 5 Gunungpati/KT Pragolapati | 226 | 2019 | |
| 3 | Tembalang | 1 Kramas/PKT Sijambu | 450 | 2015 | DAK Pertanian |
| | | 2 Meteseh/PKT Sumber Makmur 02 | 1600 | 2015 | DAK Pertanian |
| 4 | Banyumanik | 1 Jabungan/PKT Sidoro | 205 | 2015 | DAK Pertanian |
| 5 | Tugu | 1 Mangkang Kulon/PKT Sidomakmur | 335 | 2015 | DAK Pertanian |
| | | 2 Mangunharjo/KT Rejomakmur | 200 | 2018 | |
| | | 3 | | | |
| 6 | Pedurungan | 1 Pedurungan Lor/PKT Subur Makmur | 157 | 2015 | DAK Pertanian |
| 7 | Ngaliyan | 1 KT. Sido Makmur | 196 | 2021 | |
| 8 | Tugu | 1 KT. Sido Makmur | 102 | 2021 | |
| | | 2 KT. Rukun Tani | 98 | 2021 | |

*) Ada di 2 lokasi

Tabel 217. Data Pembangunan Dam Parit Menurut Kecamatan di Kota Semarang s/d 2021

| No | Kecamatan | Lokasi | Jumlah (Unit) | Volume / Jumlah | Tahun Pembangunan | Sumber Dana |
|----|------------|-------------------------------|---------------|-----------------|-------------------|---------------|
| 1 | Mijen | 1 PKT. Mbngun Karso Purwosari | 1 | 80 m3 | 2015 | DAK Pertanian |
| | | 2 Gapoktan Wijaya Wonolopo | 1 | 1 unit | 2021 | |
| 2 | Gunungpati | 1 KT. Sidodadi Cepoko | 1 | 3 unit | 2018 | |
| | | 2 KT. Cepoko Mulyo Cepoko | 1 | 2 unit | 2018 | |
| | | 3 KT Sidomulyo / Nongkosawit | 1 | | 2019 | |
| | | 4 KT. Lestari Plalangan | 1 | 1 unit | 2021 | |
| 3 | Ngaliyan | 1 PKT. Tuk Songo Wates | 1 | | 2019 | |

Tabel 218. Data Pembangunan Embung Menurut Kecamatan di Kota Semarang s/d2021

| No | Kecamatan | Kelurahan | Jumlah (Unit) | Volume (m3) | Tahun Pembangunan | Sumber Dana |
|----|------------|--------------------------------------|---------------|-------------|-------------------|---------------|
| 1 | Mijen | 1 PKT Loh Jinawi Giliasari Purwosari | 1 | 980 | 2016 | DAK Pertanian |
| | | 2 KT. Karya Makmur Bubakan 1 | 1 | 1200 | | |
| | | 3 KT. Karya makmur Bubakan 2 | 1 | 1200 | | |
| 2 | Gunungpati | 1 KT. Vanda Subur Cepoko | 1 | 980 | 2016 | DAK Pertanian |
| 3 | Ngaliyan | 2 KT. Sido Makmur Podorejo | 1 | 1.200 | 2021 | |

Tabel 219. Data Pintu Air Menurut Kecamatan di Kota Semarang s/d 2021

| No | Kecamatan | Lokasi | Jumlah (Unit) | Tahun Pembangunan | Sumber Dana |
|----|------------|-----------------------------|---------------|-------------------|-------------|
| 1 | Mijen | 1 KT. Sidomulyo Ngadirgo | 2 | 2016 | |
| 2 | Ngaliyan | 1 PKT. Sido Makmur Podorejo | 4 | 2018 | |
| 3 | Gunungpati | 1 KT. Vanda Subur Cepoko | 2 | 2018 | |

Tabel 220. Panjang Jalan Usaha Tani terbangun Menurut Kecamatan di Kota Semarang s/d 2021

| No | Kecamatan | Lokasi | Panjang (m) | Tahun Pembangunan | Sumber Dana |
|----|------------|-------------------------------------|-------------|-------------------|---------------|
| 1 | Mijen | 1 PKT. Mbangun Karso Purwosari | 319 | 2016 | DAK Pertanian |
| | | 2 PKT. Guyub Rukun Bentur Purwosari | 1.000 | 2018 | |
| | | 3 KT Ayem tenang - Tambangan | 200 | 2019 | |
| | | 4 JP Kel Jatibarang menuju Kandang | 200 | 2019 | |
| | | 5 JP Di purwosari | 1.000 | 2019 | |
| | | 6 Gapoktan Trimulyo Tambangan | 500 | 2021 | |
| 2 | Gunungpati | 1 PKT. Vanda Subur Mundingan Cepoko | 130 | 2016 | DAK Pertanian |
| | | 2 JP Kel Sumurejo untuk Minapolitan | 1.000 | 2019 | |
| | | 3 KT Ngudi Boga, jeruk - Mangunsari | 1.000 | 2019 | |
| | | 4 KT Vanda subur - Cepoko | 200 | 2019 | |
| | | 5 KT Pragolopati - Gunungpati | 300 | 2019 | |
| | | 6 KT Mekarsari kandang - Mangunsari | 700 | 2019 | |
| | | 7 JP di Kel Jatirejo | 200 | 2019 | |
| | | 8 KT Vanda Subur Cepoko | 200 | 2021 | |
| | | 9 KT. Mekar Sari Mangunsari | 1.000 | 2021 | |
| | | 10 KT. Rejo Makmur Sumurejo | 1.000 | 2021 | |
| 3 | Banyumanik | 1 PKT. Sumber Rejeki Jabungan | 188 | 2016 | DAK Pertanian |
| 4 | Ngaliyan | 1 PKT. Sido Makmur Podorejo | 246 | 2016 | DAK Pertanian |
| | | 2 KT Sumber Raharjo - Wates | 900 | 2019 | |
| | | 3 KT Sumber Raharjo - Wates | 1.000 | 2021 | |
| 5 | Tugu | 1 PKT. Sido Makmur Mangkang Kulon | 338 | 2016 | DAK Pertanian |
| | | 2 PKT. Margo Utomo Mangkang Wetan | 272 | 2016 | DAK Pertanian |

Tabel 221. Pembangunan Sumur Bor / Irigasi Air Tanah Menurut Kecamatan di Kota Semarang Tahun 2015 – 2021

| No | Kecamatan | Kelurahan | Jumlah (Unit) | Tahun Pembangunan | Sumber Dana |
|----|-----------|---|---------------|-------------------|---------------|
| 1 | Mijen | 1 PKT. Sumber Rejeki Purwosari | 1 | 2015 | DAK Pertanian |
| | | 2 Perkumpulan Gapoktan Tri Mulyo Tambangan | 1 | 2015 | DAK Pertanian |
| | | 3 PKT. Maju Makmur Ngadirgo | 1 | 2015 | DAK Pertanian |
| | | 4 PKT Loh Jinawi Giliasari Purwosari | 1 | 2016 | DAK Pertanian |
| | | 5 KT. Gemah Ripah Bubakan | 1 | 2016 | DAK Pertanian |
| | | 6 KT. Subur Makmur Purwosari | 1 | 2016 | DAK Pertanian |
| | | 7 Kebun Dinas Purwosari | 1 | 2016 | DAK Pertanian |
| | | 8 Kebun Dinas Bubakan | 1 | 2016 | DAK Pertanian |
| | | 9 PKT. Mbangun Karso Purwosari | 1 | 2016 | DAK Pertanian |
| | | 10 PKT. Guyub Rukun Bentur Purwosari | 1 | 2016 | DAK Pertanian |
| | | 11 Perkumpulan Gapoktan Tri Mulyo Tambangan | 1 | 2016 | DAK Pertanian |
| | | 12 KT. Karya Makmur Bubakan | 1 | 2016 | DAK Pertanian |
| | | 13 PKT. Tirto Jati makmur Kedungpane | 1 | 2016 | DAK Pertanian |
| | | 14 PKT. Sidoluhur Mijen | 1 | 2016 | DAK Pertanian |
| | | 15 KT. Dewi Sri Ngadirgo | 1 | 2016 | |
| | | 16 KT. Sumber Rejeki Cangkiran | 1 | 2021 | |
| 2 | Tembalang | 1 PKT. Sumber Makmur 02 Sumberrejo Meteseh | 1 | 2015 | DAK Pertanian |
| | | 2 PKT. Sukses Makmur Rowosari | 1 | 2015 | DAK Pertanian |
| | | 3 PKT. Karya Sejahtera Kedungsari Rowosari | 1 | 2015 | DAK Pertanian |
| | | 4 KT. Mandiri Rowosari | 1 | 2016 | DAK Pertanian |
| | | 5 PKT. Suka Maju Rowosari | 1 | 2016 | DAK Pertanian |
| | | 6 PKT. Harapan Makmur Rowosari | 1 | 2016 | DAK Pertanian |
| | | 7 KT. Rejosari Makmur Meteseh | 1 | 2021 | |

Lanjutan Tabel 221 ...

| No | Kecamatan | Kelurahan | Jumlah (Unit) | Tahun Pembangunan | Sumber Dana |
|----|------------|--|---------------|-------------------|---------------|
| 3 | Gunungpati | 1 KT. Ngudi Boga 2 | 1 | 2016 | DAK Pertanian |
| | | 2 KT. Teger 02 | 1 | 2016 | DAK Pertanian |
| | | 3 PKT. Amrih Makmur Sumurrejo | 1 | 2016 | DAK Pertanian |
| | | 4 PKT.Gunungpati 03 Gunungpati | 1 | 2016 | DAK Pertanian |
| | | 5 KT. Ngudi Rahayu Plalangan | 1 | 2016 | DAK Pertanian |
| | | 6 Kebun Dinas Cepoko | 1 | 2016 | DAK Pertanian |
| | | 7 PKT Tanirejo Jatirejo | 1 | 2016 | |
| | | 8 KT.Ngambarsari Mangunsari | 1 | 2016 | DAK Pertanian |
| | | 9 PKT. Rukun Santoso Karang Sari Sumurrejo | 1 | 2016 | DAK Pertanian |
| | | 10 KT.Sumber MAkmur 02 Patemon | 1 | 2016 | DAK Pertanian |
| | | 11 KT.Gunungpati 02 Gunungpati | 1 | 2016 | DAK Pertanian |
| | | 12 KT. Curug Jaya Sadeng | 1 | 2016 | |
| | | 13 PKT. Tani Muda Mandiri Kandri | 1 | 2016 | DAK Pertanian |
| | | 14 KT. Tanirejo Jatirejo | 1 | 2019 | |
| | | 15 KT. Mekarsari Mangunsari | 1 | 2019 | |
| 4 | Banyumanik | 1 Kebun Dinas Kramas | 1 | 2016 | DAK Pertanian |
| | | 2 PKT. Muteran Maju Makmur Pudukpayung | 1 | 2016 | DAK Pertanian |
| 5 | Tugu | 1 KT. Rejo Makmur Abadi Tugurejo | 1 | 2016 | DAK Pertanian |
| | | 2 PKT. Margo Utomo Mangkang Wetan | 1 | 2016 | DAK Pertanian |
| | | 3 PKT. Rejo Makmur Mangunharjo | 1 | 2016 | DAK Pertanian |
| | | 4 PKT.Sido Makmur Mangkang Kulon | 1 | 2016 | DAK Pertanian |
| | | 5 KT. Subur Makmur Tugurejo | 1 | 2016 | DAK Pertanian |
| | | 6 PKT. Rukun Tani Mangkang Kulon | 1 | 2016 | DAK Pertanian |
| 6 | Ngaliyan | 1 PKT. Sumber Raharjo Wates | 1 | 2015 | DAK Pertanian |
| | | 2 PKT. Sido Makmur Podorejo | 1 | 2016 | DAK Pertanian |
| | | 3 Kebun Dinas Wates | 1 | 2016 | DAK Pertanian |
| | | 4 KT. Makmur Podorejo | 1 | 2016 | DAK Pertanian |
| | | 5 PKT. Tuk Songo Wates | 1 | 2016 | DAK Pertanian |

Tabel 222. Penyebaran Alat dan Mesin Pertanian Menurut Kecamatan di Kota Semarang Tahun 2021

| No. | Kecamatan | Traktor Roda 2 | Traktor Roda 4 | Tanam Padi (trans planter) | Tanam biji-bijian (seeder) | Hand Sprayer & Power Sprayer | Pengabut pestisida (swing fog) | Emposan Tikus |
|-----|---------------|----------------|----------------|----------------------------|----------------------------|------------------------------|--------------------------------|---------------|
| 1. | Gunungpati | 33 | 1 | - | | 104 | 92 | 11 |
| 2. | Tugu | 14 | 1 | - | 1 | 48 | 40 | 10 |
| 3. | Genuk | 6 | - | - | - | 62 | 58 | 2 |
| 4. | Mijen | 63 | 1 | 1 | - | 440 | 430 | - |
| 5. | Smg Utara | - | - | - | - | 4 | - | - |
| 6. | Smg Tengah | - | - | - | - | 2 | - | - |
| 7. | Smg Timur | - | - | - | - | 2 | - | - |
| 8. | Smg Barat | 1 | - | - | - | 36 | 31 | 5 |
| 9. | Smg Selatan | - | - | - | - | 1 | - | - |
| 10. | Gajah Mungkur | - | - | - | - | 2 | - | - |
| 11. | Ngaliyan | 12 | - | - | - | 73 | 63 | 7 |
| 12. | Candisari | - | - | - | - | 1 | - | - |
| 13. | Gayamsari | - | - | - | - | 20 | 15 | 4 |
| 14. | Pedurungan | 5 | - | - | - | 34 | 31 | - |
| 15. | Banyumanik | 6 | - | - | - | 81 | 72 | - |
| 16. | Tembalang | 13 | - | - | - | 359 | 365 | - |
| | Jumlah | 153 | 3 | 1 | 1 | 1,222 | 1,197 | 39 |

Lanjutan Tabel 222.....

| No. | Kecamatan | Pembersih Gulma | Pompa Air | Sabit Bergerigi | Combine harvester | Perontok Padi (Thresher) | Pemipil Jagung (Corn sheller) | Perontok Multiguna (padi jagung, kedelei) |
|-----|---------------|-----------------|------------|-----------------|-------------------|--------------------------|-------------------------------|---|
| 1. | Gunungpati | - | 19 | - | 1 | 10 | 3 | - |
| 2. | Tugu | - | 22 | - | 1 | 12 | - | - |
| 3. | Genuk | - | 3 | - | 1 | 3 | - | - |
| 4. | Mijen | 21 | 33 | 28 | 4 | 30 | 5 | - |
| 5. | Smg Utara | - | - | - | - | - | - | - |
| 6. | Smg Tengah | - | - | - | - | - | - | - |
| 7. | Smg Timur | - | - | - | - | - | - | - |
| 8. | Smg Barat | 5 | 4 | - | - | - | - | - |
| 9. | Smg Selatan | - | 3 | - | - | - | - | - |
| 10. | Gajah Mungkur | - | 2 | - | - | - | - | - |
| 11. | Ngaliyan | 27 | 13 | 60 | 1 | 15 | - | - |
| 12. | Candisari | - | 1 | - | - | 0 | - | - |
| 13. | Gayamsari | 6 | 1 | 13 | - | 7 | - | - |
| 14. | Pedurungan | - | 4 | - | - | 11 | - | - |
| 15. | Banyumanik | - | 11 | - | - | 16 | - | 1 |
| 16. | Tembalang | - | 16 | 1,350 | - | 99 | 2 | 3 |
| | Jumlah | 59 | 208 | 1,451 | 8 | 203 | 10 | 4 |

Lanjutan Tabel 222 ...

| No | Kecamatan | Pembersih Gabah (Winover) | Penggiling padi kecil (Small Rice Mill) | Penggiling padi menengah (Medium Rice Mill) | Penggiling padi besar (Large Rice Mill) | APPO | Cultivator |
|---------------|---------------|---------------------------|---|---|---|-----------|------------|
| 1. | Gunungpati | - | - | 16 | - | 2 | 19 |
| 2. | Tugu | - | - | 4 | - | - | 3 |
| 3. | Genuk | - | - | - | - | 2 | 1 |
| 4. | Mijen | - | 41 | 11 | - | 4 | 11 |
| 5. | Smg Utara | - | - | - | - | - | - |
| 6. | Smg Tengah | - | - | - | - | - | - |
| 7. | Smg Timur | - | - | - | - | - | - |
| 8. | Smg Barat | - | - | - | - | 6 | - |
| 9. | Smg Selatan | - | - | - | - | - | - |
| 10. | Gajah Mungkur | - | - | - | - | - | - |
| 11. | Ngaliyan | 4 | 5 | 1 | - | 1 | 4 |
| 12. | Candisari | - | - | - | - | - | - |
| 13. | Gayamsari | - | - | - | - | 3 | - |
| 14. | Pedurungan | - | - | - | 3 | 2 | - |
| 15. | Banyumanik | - | - | 3 | - | 1 | 1 |
| 16. | Tembalang | - | - | - | 9 | - | 5 |
| Jumlah | | 4 | 46 | 35 | 12 | 21 | 44 |

Tabel 223. Penyebaran Alat Dan Mesin Peternakan dan Kesehatan Hewan Menurut Kecamatan di Kota Semarang 2020

| No. | Kecamatan | Timbangan Ternak | AP PO | Chopper | Refrigerator | Pe-motong Kuku | Calf Puller | Pe-motong Tanduk |
|---------------|---------------|------------------|----------|----------|--------------|----------------|-------------|------------------|
| 1. | Gunungpati | - | - | - | - | - | 1 | - |
| 2. | Tugu | - | - | - | - | - | - | - |
| 3. | Genuk | - | - | - | - | - | - | - |
| 4. | Mijen | - | - | - | 1 | 1 | 2 | 5 |
| 5. | Smg Utara | - | - | - | - | - | - | - |
| 6. | Smg Tengah | - | - | - | - | - | - | - |
| 7. | Smg Timur | - | - | - | - | - | - | - |
| 8. | Smg Barat | - | - | - | - | - | - | - |
| 9. | Smg Selatan | - | - | - | - | - | - | - |
| 10 | Gajah Mungkur | - | - | - | - | - | - | - |
| 11 | Ngaliyan | - | - | 1 | - | - | - | - |
| 12 | Candisari | - | - | - | - | - | - | - |
| 13 | Gayamsari | 1 | - | - | 1 | - | - | - |
| 14 | Pedurungan | - | - | - | - | - | - | - |
| 15 | Banyumanik | - | 1 | - | - | - | - | - |
| 16 | Tembalang | - | - | - | - | - | - | - |
| Jumlah | | 1 | 1 | 1 | 2 | 1 | 3 | 8 |

Lanjutan Tabel 223...

| No. | Kecamatan | Drenching Gun | Spekulum Kambing | Mikros-kop | Lakto scan |
|---------------|---------------|---------------|------------------|------------|------------|
| 1. | Gunungpati | - | - | - | - |
| 2. | Tugu | - | - | - | - |
| 3. | Genuk | - | - | - | - |
| 4. | Mijen | 4 | 2 | 1 | 1 |
| 5. | Smg Utara | - | - | - | - |
| 6. | Smg Tengah | - | - | - | - |
| 7. | Smg Timur | - | - | - | - |
| 8. | Smg Barat | - | - | - | - |
| 9. | Smg Selatan | - | - | - | - |
| 10 | Gajah Mungkur | - | - | - | - |
| 11 | Ngaliyan | - | - | - | - |
| 12 | Candisari | - | - | - | - |
| 13 | Gayamsari | - | - | - | - |
| 14 | Pedurungan | - | - | - | - |
| 15 | Banyumanik | - | - | - | - |
| 16 | Tembalang | - | - | - | - |
| Jumlah | | 4 | 2 | 1 | 1 |

Tabel 224. Data Pengecer Pupuk Bersubsidi Menurut Kecamatan di Kota Semarang Tahun 2021

| No | Nama Pengecer | Penanggung Jawab | Alamat Pengecer | Kecamatan |
|----|-------------------|------------------|---|----------------|
| 1 | Zaedun | Zaedun | Kudu Rt 1/Rw 6 Genuk | Genuk |
| 2 | Tamziz | Tamziz | Jl. Taman Tlogomulyo No.1 Pedurungan Lor | Pedurungan |
| 3 | Makmur Tani | Aspiyah | Sumberejo Rt 1/Rw 5 Meteseh Tembalang | Tembalang |
| 4 | Kud Banyumanik | Sumardi | Jl. Nusa Indah No. 9 Srandol Wetan Banyumanik | Banyumanik |
| 5 | Sidorosari | Karyitno | Jabungan Rt.01/ Rw. 03 Banyumanik | Banyumanik |
| 6 | Griya Tani | Endang Rusmiyati | Magersari Gunungpati | Gunungpati |
| 7 | Sumber Waras | Harnanik | Ngrembel Gunungpati | Gunungpati |
| 8 | Surya | Suheri | Pasar Sari Rt 3/Rw 3 Gunungpati | Gunungpati |
| 9 | Tani Makmur | Upik Sumbarwati | Pasar Sari Rt 3/Rw 3 Gunungpati | Gunungpati |
| 10 | Ud. Muncar Wibowo | Hj. Sulimah | Jl.Raya Gunungpati No. 73 Rt 3/Rw 3 Gunungpati | Gunungpati |
| 11 | Pusposari | Setyowati | Puspwarno Raya No.2 Salamanmloyo Semarang Barat | Semarang Barat |
| 12 | Barokah Ii | Pujiati | Wonolopo Rt.01/ Rw. 10 Mijen | Mijen |
| 13 | Berkah Tani | Ngatman | Dk. Dawung Rt.06/Rw.03 Kedungpane | Mijen |
| 14 | Dian Putra Tani | Mujiyo | Sodong Rt 6/Rw 2 Purwosari Mijen | Mijen |
| 15 | Loren | Dian Kusriani | Jl. Raya No.128 Mijen | Mijen |
| 16 | Madani | Widy Kaharyanto | Polaman Rt 1/ Rw 1 Mijen | Mijen |
| 17 | Surya Tani | Umi Farkatun | Kaligetas Rt 1/Rw Iv Purwosari Mijen | Mijen |
| 18 | Rimal Jaya | Muhasim | Ngadirgo Rt.03/Rw.03 Ngadirgo | Mijen |
| 19 | Petani | M. Isom Cahyono | Podorejo Rt 1/ Rw 7 Ngaliyan | Ngaliyan |
| 20 | Sido Makmur | Mathori | Podorejo Rt.04/ Rw.04 Ngaliyan | Ngaliyan |
| 21 | Puspita Tani | H. Abdul Munir | Mangkang Wetan Rt.05/05 Tugu | Tugu |

Tabel 225. Rekapitulasi Penyaluran Pupuk Subsidi Kota Semarang Tahun 2020 – 2021

| No | Bulan | Jenis dan Jumlah Pupuk (Ton) | | | | | | | |
|----|---------------|------------------------------|----------------|--------------|----------|-----------|----------|-------------|------------|
| | | Urea | | SP-36 | | ZA | | NPK | |
| | | 2020 | 2021 | 2020 | 2021 | 2020 | 2021 | 2020 | 2021 |
| 1 | Januari | 142.15 | 50.708 | 50 | 0 | 20 | 0 | 0 | 21.675 |
| 2 | Februari | 140.0 | 30.313 | 20 | 0 | 15 | 0 | 0 | 23.181 |
| 3 | Maret | 92 | 66.291 | 0 | 0 | 0 | 0 | 0 | 31.193 |
| 4 | April | 121.05 | 82.585 | 20 | 0 | 15 | 0 | 0 | 48.454 |
| 5 | Mei | 119.65 | 55.364 | 30 | 0 | 0 | 0 | 16 | 33.812 |
| 6 | Juni | 78.95 | 55.258 | 30 | 0 | 10 | 0 | 14 | 33.127 |
| 7 | Juli | 135.70 | 29.607 | 0 | 0 | 0 | 0 | 0 | 22.153 |
| 8 | Agustus | 56.75 | 43.027 | 0 | 0 | 0 | 0 | 0 | 38.480 |
| 9 | September | 28.52 | 59.590 | 0 | 0 | 0 | 5 | 0 | 61.416 |
| 10 | Oktober | 55.96 | 49.284 | 0 | 0.639 | 0 | 0 | 0 | 46.424 |
| 11 | November | 52.266 | 55.448 | 0 | 0.817 | 0 | 0 | 3 | 55.771 |
| 12 | Desember | 47.037 | 102.188 | 6.1 | 2.544 | 0 | 0 | 2.8 | 67.638 |
| | Jumlah | 1.070.083 | 679,663 | 156.1 | 4 | 60 | 5 | 35.8 | 483 |

Lanjutan Tabel 225....

| No | Bulan | Jenis dan Jumlah Pupuk (Ton) | | Jumlah | |
|----|---------------|------------------------------|--------------|-----------------|------------------|
| | | Organik | | 2020 | 2021 |
| | | 2020 | 2021 | | |
| 1 | Januari | 0 | 0 | 272.15 | 72,383 |
| 2 | Februari | 0 | 0 | 199.05 | 53,494 |
| 3 | Maret | 0 | 0 | 98 | 97,484 |
| 4 | April | 0 | 0,785 | 196.05 | 131,824 |
| 5 | Mei | 16 | 1,476 | 205.65 | 90,652 |
| 6 | Juni | 14 | 0 | 171.95 | 88,385 |
| 7 | Juli | 0 | 0,400 | 166.70 | 52,16 |
| 8 | Agustus | 0 | 1,180 | 76.75 | 82,687 |
| 9 | September | 0 | 1,080 | 35.27 | 127,086 |
| 10 | Oktober | 0 | 0,745 | 80.254 | 97,092 |
| 11 | November | 3 | 0,810 | 75.209 | 112,846 |
| 12 | Desember | 2.8 | 2,040 | 78.017 | 174,503 |
| | Jumlah | 35.8 | 8,516 | 1.655.05 | 1.180,503 |

Tabel 226. Realisasi Penyaluran Pupuk Urea Bersubsidi Sektor Pertanian Per Bulan Menurut Kecamatan di Kota Semarang Tahun 2020 – 2021

| No. | Kecamatan | Jumlah Penyaluran (Ton) | | | | | | | |
|---------------|---------------|-------------------------|---------------|---------------|---------------|--------------|---------------|---------------|---------------|
| | | Januari | | Februari | | Maret | | April | |
| | | 2020 | 2021 | 2020 | 2021 | 2020 | 2021 | 2020 | 2021 |
| 1. | Mijen | 28.60 | 13,962 | 37.65 | 9,882 | 32.00 | 15,824 | 36.55 | 22,291 |
| 2. | Gunungpati | 27.00 | 3,350 | 14.90 | 3,591 | 16.75 | 7,824 | 16.35 | 7,726 |
| 3. | Tembalang | 36.40 | 5,750 | 12.65 | 6,880 | 5.25 | 13,163 | 36.85 | 7,941 |
| 4. | Banyumanik | 12.05 | 2,800 | 6.85 | 1,010 | 1.95 | 1,831 | 6.20 | 3,595 |
| 5. | Candisari | - | - | - | - | - | - | - | - |
| 6. | Gayamsari | - | - | - | - | - | - | - | - |
| 7. | Genuk | 4.75 | 0,350 | 4.75 | 0,000 | 6.50 | 16,850 | 7.00 | 15,722 |
| 8. | Pedurungan | 7.00 | 2,636 | 2.75 | 2,150 | 3.25 | 2,544 | 3.25 | 2,544 |
| 9. | Gajah Mungkur | - | - | - | - | - | - | - | - |
| 10. | Ngaliyan | 8.30 | 5,100 | 13.90 | 0,650 | 4.05 | 2,500 | 11.05 | 2,500 |
| 11. | Tugu | 18.00 | 15,600 | 44.50 | 3,200 | 20.00 | 2,650 | 3.10 | 7,750 |
| 12. | Smg Barat | 0.05 | 1,160 | 2.10 | 0,650 | 2.25 | 3,105 | 0.70 | 6,100 |
| 13. | Smg Timur | - | - | - | - | - | - | - | - |
| 14. | Smg Tengah | - | - | - | - | - | - | - | - |
| 15. | Smg Utara | - | - | - | - | - | - | - | - |
| 16. | Smg Selatan | - | - | - | - | - | - | - | - |
| Jumlah | | 129.70 | 50,708 | 140.05 | 30,313 | 92.00 | 66,291 | 121.05 | 82,585 |

Lanjutan Tabel 226. ...

| No. | Kecamatan | Jumlah Penyaluran (Ton) | | | | | | | |
|---------------|---------------|-------------------------|---------------|--------------|---------------|---------------|---------------|--------------|---------------|
| | | Mei | | Juni | | Juli | | Agt | |
| | | 2020 | 2021 | 2020 | 2021 | 2020 | 2021 | 2020 | 2021 |
| 1. | Mijen | 29.40 | 16,893 | 22.60 | 8,643 | 44.25 | 9,066 | 2.95 | 16,263 |
| 2. | Gunungpati | 18.75 | 6,461 | 9.85 | 6,251 | 0.00 | 2,880 | 3.40 | 4,288 |
| 3. | Tembalang | 33.80 | 1,650 | 9.05 | 3,300 | 4.75 | 1,850 | 13.25 | 4,895 |
| 4. | Banyumanik | 1.95 | 2,851 | 7.55 | 1,348 | 4.60 | 0,856 | 5.85 | 1,835 |
| 5. | Candisari | - | - | - | - | - | - | - | - |
| 6. | Gayamsari | - | - | - | - | - | - | - | - |
| 7. | Genuk | 12.00 | 12,941 | 6.00 | 8,000 | 12.00 | - | 4.00 | 3,081 |
| 8. | Pedurungan | 4.75 | 0,769 | 2.00 | 0,656 | 3.00 | 0,402 | 5.00 | 1,236 |
| 9. | Gajah Mungkur | - | - | - | - | - | - | - | - |
| 10. | Ngaliyan | 8.70 | 3,314 | 8.00 | 6,657 | 12.00 | 4,053 | 6.00 | 3,571 |
| 11. | Tugu | 5.40 | 8,800 | 13.00 | 20,050 | 51.50 | 10,150 | 14.50 | 6,00 |
| 12. | Smg Barat | 4.90 | 1,685 | 0.90 | 0,353 | 3.60 | 0,350 | 1.80 | 1,858 |
| 13. | Smg Timur | - | - | - | - | - | - | - | - |
| 14. | Smg Tengah | - | - | - | - | - | - | - | - |
| 15. | Smg Utara | - | - | - | - | - | - | - | - |
| 16. | Smg Selatan | - | - | - | - | - | - | - | - |
| Jumlah | | 119.65 | 55,364 | 78.95 | 55,258 | 135.70 | 29,607 | 56.75 | 43,027 |

Lanjutan Tabel 226....

| No. | Kecamatan | Jumlah Penyaluran (Ton) | | | | | | | | Jumlah | |
|---------------|---------------|-------------------------|---------------|--------------|---------------|--------------|---------------|---------------|----------------|------------------|----------------|
| | | Sept | | Okt | | Nop | | Des | | | |
| | | 2020 | 2021 | 2020 | 2021 | 2020 | 2021 | 2020 | 2021 | 2020 | 2021 |
| 1. | Mijen | 0.00 | 14,971 | 14.14 | 14,912 | 14.392 | 13,581 | 15.84 | 19,411 | 278.376 | 175,699 |
| 2. | Gunungpati | 0.00 | 6,431 | 0.00 | 5,807 | 0.00 | 9,206 | 0.00 | 21,289 | 107.000 | 85,104 |
| 3. | Tembalang | 9.35 | 6,605 | 13.30 | 9,585 | 4.695 | 6,385 | 5.51 | 13,506 | 184.850 | 81,510 |
| 4. | Banyumanik | 5.00 | 3,007 | 0.76 | 3,483 | 0.3 | 5,262 | 0.85 | 16,150 | 53.905 | 44,028 |
| 5. | Candisari | - | - | - | - | - | - | - | - | - | - |
| 6. | Gayamsari | - | - | - | - | - | - | - | - | - | - |
| 7. | Genuk | 4.85 | 9,092 | 18.05 | 4,011 | 7.00 | 7,900 | 2.80 | - | 89.700 | 77,947 |
| 8. | Pedurungan | 3.73 | 4,655 | 1.58 | - | 0.00 | 1,342 | 0.19 | 6,527 | 36.501 | 25,487 |
| 9. | Gajah Mungkur | - | - | - | - | - | - | - | - | - | - |
| 10. | Ngaliyan | 5.49 | 7,905 | 1.86 | 3,586 | 2.479 | 7,640 | 0.17 | 6,812 | 82.001 | 62,988 |
| 11. | Tugu | - | 4,750 | 2.55 | 0,850 | 17.65 | 3,400 | 18.80 | 14,000 | 209.000 | 97,200 |
| 12. | Smg Barat | 0.10 | 2,164 | 3.72 | 5,050 | 5.75 | 0,732 | 2.88 | 4,493 | 28.750 | 27,700 |
| 13. | Smg Timur | - | - | - | - | - | - | - | - | - | - |
| 14. | Smg Tengah | - | - | - | - | - | - | - | - | - | - |
| 15. | Smg Utara | - | - | - | - | - | - | - | - | - | - |
| 16. | Smg Selatan | - | - | - | - | - | - | - | - | - | - |
| Jumlah | | 28.52 | 59,590 | 55.96 | 49,284 | 52.27 | 55,448 | 55,448 | 102,188 | 1.070.083 | 679,663 |

Tabel 227. Realisasi Penyaluran Pupuk SP36 Bersubsidi Sektor Pertanian Per Bulan Menurut Kecamatan di Kota Semarang Tahun 2020 – 2021

| No. | Kecamatan | Jumlah Penyaluran (Ton) | | | | | | | |
|---------------|---------------|-------------------------|----------|-------------|----------|----------|----------|----------|----------|
| | | Januari | | Februari | | Maret | | April | |
| | | 2020 | 2021 | 2020 | 2021 | 2020 | 2021 | 2020 | 2021 |
| 1. | Mijen | 5.00 | - | 5.00 | - | - | - | 4.00 | - |
| 2. | Gunungpati | 15.00 | - | 3.00 | - | - | - | 4.00 | - |
| 3. | Tembalang | 10.0 | - | - | - | - | - | 2.0 | - |
| 4. | Banyumanik | 5.0 | - | - | - | - | - | 2.0 | - |
| 5. | Candisari | - | - | - | - | - | - | - | - |
| 6. | Gayamsari | - | - | - | - | - | - | - | - |
| 7. | Genuk | 2.0 | - | - | - | - | - | 2.0 | - |
| 8. | Pedurungan | - | - | 3.0 | - | - | - | - | - |
| 9. | Gajah Mungkur | - | - | - | - | - | - | - | - |
| 10. | Ngaliyan | 2.0 | - | 4.0 | - | - | - | 2.0 | - |
| 11. | Tugu | 2.0 | - | 4.0 | - | - | - | 4.0 | - |
| 12. | Smg Barat | - | - | 1.0 | - | - | - | - | - |
| 13. | Smg Timur | - | - | - | - | - | - | - | - |
| 14. | Smg Tengah | - | - | - | - | - | - | - | - |
| 15. | Smg Utara | - | - | - | - | - | - | - | - |
| 16. | Smg Selatan | - | - | - | - | - | - | - | - |
| Jumlah | | 30.0 | - | 20.0 | - | - | - | - | - |

Lanjutan Tabel 227.. ...

| No. | Kecamatan | Jumlah Penyaluran (Ton) | | | | | | | |
|---------------|---------------|-------------------------|----------|-------------|----------|----------|----------|----------|----------|
| | | Mei | | Juni | | Juli | | Agt | |
| | | 2020 | 2021 | 2020 | 2021 | 2020 | 2021 | 2020 | 2021 |
| 1. | Mijen | 5.00 | - | 10.00 | - | 0.00 | - | - | - |
| 2. | Gunungpati | 7.00 | - | 5.00 | - | 0.00 | - | - | - |
| 3. | Tembalang | 6.0 | - | 4.0 | - | - | - | - | - |
| 4. | Banyumanik | 3.0 | - | 1.0 | - | - | - | - | - |
| 5. | Candisari | - | - | - | - | - | - | - | - |
| 6. | Gayamsari | - | - | - | - | - | - | - | - |
| 7. | Genuk | 2.0 | - | 2.0 | - | - | - | - | - |
| 8. | Pedurungan | 2.0 | - | - | - | - | - | - | - |
| 9. | Gajah Mungkur | - | - | - | - | - | - | - | - |
| 10. | Ngaliyan | 3.0 | - | 4.0 | - | - | - | - | - |
| 11. | Tugu | 2.0 | - | 4.0 | - | - | - | - | - |
| 12. | Smg Barat | - | - | - | - | - | - | - | - |
| 13. | Smg Timur | - | - | - | - | - | - | - | - |
| 14. | Smg Tengah | - | - | - | - | - | - | - | - |
| 15. | Smg Utara | - | - | - | - | - | - | - | - |
| 16. | Smg Selatan | - | - | - | - | - | - | - | - |
| Jumlah | | 30.0 | - | 30.0 | - | - | - | - | - |

Lanjutan Tabel 227.....

| No. | Kecamatan | Jumlah Penyaluran (Ton) | | | | | | | | Jumlah | |
|---------------|---------------|-------------------------|------|------|--------------|------|--------------|------------|--------------|---------------|-------------|
| | | Sept | | Okt | | Nop | | Des | | | |
| | | 2020 | 2021 | 2020 | 2021 | 2020 | 2021 | 2020 | 2021 | 2020 | 2021 |
| 1. | Mijen | - | - | - | - | - | - | - | - | 29.00 | - |
| 2. | Gunungpati | - | - | - | - | - | - | 3.0 | - | 37.00 | - |
| 3. | Tembalang | - | - | - | - | - | - | 0.1 | - | 22.10 | - |
| 4. | Banyumanik | - | - | - | - | - | 0,370 | - | 1,380 | 11.00 | 1,75 |
| 5. | Candisari | - | - | - | - | - | - | - | - | - | - |
| 6. | Gayamsari | - | - | - | - | - | - | - | - | - | - |
| 7. | Genuk | - | - | - | - | - | - | - | 0,400 | 13.00 | 0,40 |
| 8. | Pedurungan | - | - | - | 0,63 9 | - | 0,447 | - | 0,764 | 7.00 | 1,85 |
| 9. | Gajah Mungkur | - | - | - | - | - | - | - | - | - | - |
| 10. | Ngaliyan | - | - | - | - | - | - | - | - | 15.00 | - |
| 11. | Tugu | - | - | - | - | - | - | 3.0 | - | 21.00 | - |
| 12. | Smg Barat | - | - | - | - | - | - | - | - | 1.00 | - |
| 13. | Smg Timur | - | - | - | - | - | - | - | - | - | - |
| 14. | Smg Tengah | - | - | - | - | - | - | - | - | - | - |
| 15. | Smg Utara | - | - | - | - | - | - | - | - | - | - |
| 16. | Smg Selatan | - | - | - | - | - | - | - | - | - | - |
| Jumlah | | - | - | - | 0,639 | - | 0,817 | 6.1 | 2,544 | 156.10 | 4,00 |

Tabel 228. Realisasi Penyaluran Pupuk ZA Bersubsidi Sektor Pertanian Per Bulan Menurut Kecamatan di Kota Semarang Tahun 2020 – 2021

| No. | Kecamatan | Jumlah Penyaluran (Ton) | | | | | | | |
|---------------|---------------|-------------------------|----------|--------------|----------|----------|----------|--------------|----------|
| | | Januari | | Februari | | Maret | | April | |
| | | 2020 | 2021 | 2020 | 2021 | 2020 | 2021 | 2020 | 2021 |
| 1. | Mijen | 20.00 | - | 2.00 | - | - | - | 4.00 | - |
| 2. | Gunungpati | - | - | 8.00 | - | - | - | 7.00 | - |
| 3. | Tembalang | - | - | - | - | - | - | - | - |
| 4. | Banyumanik | - | - | - | - | - | - | - | - |
| 5. | Candisari | - | - | - | - | - | - | - | - |
| 6. | Gayamsari | - | - | - | - | - | - | - | - |
| 7. | Genuk | - | - | - | - | - | - | 1.00 | - |
| 8. | Pedurungan | - | - | - | - | - | - | - | - |
| 9. | Gajah Mungkur | - | - | - | - | - | - | - | - |
| 10. | Ngaliyan | - | - | 1.00 | - | - | - | 1.00 | - |
| 11. | Tugu | - | - | 3.00 | - | - | - | 2.00 | - |
| 12. | Smg Barat | - | - | 1.00 | - | - | - | - | - |
| 13. | Smg Timur | - | - | - | - | - | - | - | - |
| 14. | Smg Tengah | - | - | - | - | - | - | - | - |
| 15. | Smg Utara | - | - | - | - | - | - | - | - |
| 16. | Smg Selatan | - | - | - | - | - | - | - | - |
| Jumlah | | 20.00 | - | 15.00 | - | - | - | 15.00 | - |

Lanjutan Tabel 228. ...

| No. | Kecamatan | Jumlah Penyaluran (Ton) | | | | | | | |
|---------------|---------------|-------------------------|------|--------------|------|------|------|------|------|
| | | Mei | | Juni | | Juli | | Agt | |
| | | 2020 | 2021 | 2020 | 2021 | 2020 | 2021 | 2020 | 2021 |
| 1. | Mijen | - | - | 1.00 | - | - | - | - | - |
| 2. | Gunungpati | - | - | 5.00 | - | - | - | - | - |
| 3. | Tembalang | - | - | - | - | - | - | - | - |
| 4. | Banyumanik | - | - | - | - | - | - | - | - |
| 5. | Candisari | - | - | - | - | - | - | - | - |
| 6. | Gayamsari | - | - | - | - | - | - | - | - |
| 7. | Genuk | - | - | - | - | - | - | - | - |
| 8. | Pedurungan | - | - | - | - | - | - | - | - |
| 9. | Gajah Mungkur | - | - | - | - | - | - | - | - |
| 10. | Ngaliyan | - | - | 2.00 | - | - | - | - | - |
| 11. | Tugu | - | - | 2.00 | - | - | - | - | - |
| 12. | Smg Barat | - | - | - | - | - | - | - | - |
| 13. | Smg Timur | - | - | - | - | - | - | - | - |
| 14. | Smg Tengah | - | - | - | - | - | - | - | - |
| 15. | Smg Utara | - | - | - | - | - | - | - | - |
| 16. | Smg Selatan | - | - | - | - | - | - | - | - |
| Jumlah | | - | | 10.00 | | - | | - | |

Lanjutan Tabel 228. ...

| No. | Kecamatan | Jumlah Penyaluran (Ton) | | | | | | | | Jumlah | |
|---------------|---------------|-------------------------|-------------|------|------|------|------|------|------|--------------|-------------|
| | | Sept | | Okt | | Nop | | Des | | 2020 | 2021 |
| | | 2020 | 2021 | 2020 | 2021 | 2020 | 2021 | 2020 | 2021 | | |
| 1. | Mijen | - | - | - | - | - | - | - | - | 27.00 | - |
| 2. | Gunungpati | - | 5,00 | - | - | - | - | - | - | 20.00 | 5,00 |
| 3. | Tembalang | - | - | - | - | - | - | - | - | - | - |
| 4. | Banyumanik | - | - | - | - | - | - | - | - | - | - |
| 5. | Candisari | - | - | - | - | - | - | - | - | - | - |
| 6. | Gayamsari | - | - | - | - | - | - | - | - | - | - |
| 7. | Genuk | - | - | - | - | - | - | - | - | 1.00 | - |
| 8. | Pedurungan | - | - | - | - | - | - | - | - | - | - |
| 9. | Gajah Mungkur | - | - | - | - | - | - | - | - | - | - |
| 10. | Ngaliyan | - | - | - | - | - | - | - | - | 4.00 | - |
| 11. | Tugu | - | - | - | - | - | - | - | - | 7.00 | - |
| 12. | Smg Barat | - | - | - | - | - | - | - | - | 1.00 | - |
| 13. | Smg Timur | - | - | - | - | - | - | - | - | - | - |
| 14. | Smg Tengah | - | - | - | - | - | - | - | - | - | - |
| 15. | Smg Utara | - | - | - | - | - | - | - | - | - | - |
| 16. | Smg Selatan | - | - | - | - | - | - | - | - | - | - |
| Jumlah | | - | 5,00 | - | - | - | - | - | - | 60.00 | 5,00 |

Tabel 229. Realisasi Penyaluran Pupuk NPK Bersubsidi Sektor Pertanian Per Bulan Menurut Kecamatan di Kota Semarang Tahun 2020 – 2021

| No. | Kecamatan | Jumlah Penyaluran (Ton) | | | | | | | |
|---------------|---------------|-------------------------|---------------|--------------|---------------|-------------|---------------|--------------|---------------|
| | | Januari | | Februari | | Maret | | April | |
| | | 2020 | 2021 | 2020 | 2021 | 2020 | 2021 | 2020 | 2021 |
| 1. | Mijen | 18.00 | 3,425 | 6.00 | 5,596 | 2.00 | 10,981 | 13.00 | 12,769 |
| 2. | Gunungpati | 20.00 | 2,750 | 12.00 | 4,377 | 4.00 | 6,942 | 18.00 | 7,050 |
| 3. | Tembalang | 4.00 | 2,050 | 2.00 | 5,350 | - | 5,350 | 2.00 | 3,400 |
| 4. | Banyumanik | 4.00 | 1,900 | - | 1,150 | - | 0,750 | - | 2,174 |
| 5. | Candisari | - | - | - | - | - | - | - | - |
| 6. | Gayamsari | - | - | - | - | - | - | - | - |
| 7. | Genuk | 4.00 | 2,350 | - | 0,000 | - | 2,650 | 2.00 | 11,100 |
| 8. | Pedurungan | 2.00 | - | 3.00 | 2,000 | - | 0,000 | - | 2,661 |
| 9. | Gajah Mungkur | - | - | - | - | - | - | - | - |
| 10. | Ngaliyan | 6.00 | 1,100 | - | 3,358 | - | 3,500 | 3.00 | 6,400 |
| 11. | Tugu | 2.00 | 7,850 | - | 1,150 | - | 0,300 | 2.00 | 1,600 |
| 12. | Smg Barat | - | 0,250 | 1.00 | 0,200 | - | 0,720 | - | 1,300 |
| 13. | Smg Timur | - | - | - | - | - | - | - | - |
| 14. | Smg Tengah | - | - | - | - | - | - | - | - |
| 15. | Smg Utara | - | - | - | - | - | - | - | - |
| 16. | Smg Selatan | - | - | - | - | - | - | - | - |
| Jumlah | | 60.00 | 21,675 | 24.00 | 23,181 | 6.00 | 31,193 | 40.00 | 48,454 |

Lanjutan Tabel 229....

| No. | Kecamatan | Jumlah Penyaluran (Ton) | | | | | | | |
|---------------|---------------|-------------------------|---------------|--------------|---------------|--------------|---------------|--------------|---------------|
| | | Mei | | Juni | | Juli | | Agt | |
| | | 2020 | 2021 | 2020 | 2021 | 2020 | 2021 | 2020 | 2021 |
| 1. | Mijen | 14.00 | 13,467 | 15.00 | 8,492 | 11.00 | 7,932 | 4.00 | 18,852 |
| 2. | Gunungpati | 12.00 | 8,005 | 12.00 | 3,384 | 10.00 | 3,031 | 4.00 | 0,000 |
| 3. | Tembalang | 2,00 | 1,100 | 2.00 | 1,900 | - | 1,800 | 2.00 | 2,900 |
| 4. | Banyumanik | 2,00 | 0,600 | 3.00 | 0,700 | 3.00 | 0,050 | - | 1,952 |
| 5. | Candisari | - | | - | | - | | - | - |
| 6. | Gayamsari | - | | - | | - | | - | - |
| 7. | Genuk | 2.00 | 2,000 | - | 5,000 | - | 0,000 | 2.00 | 4,817 |
| 8. | Pedurungan | 2.00 | 0,792 | 2.00 | 1,363 | - | 1,212 | - | 1,538 |
| 9. | Gajah Mungkur | - | | - | | - | | - | |
| 10. | Ngaliyan | 4.00 | 2,598 | 3.00 | 4,884 | - | 3,428 | 3.00 | 4,017 |
| 11. | Tugu | - | 4,450 | 2.00 | 7,400 | 6.00 | 4,400 | 5.00 | 3,650 |
| 12. | Smg Barat | 2.00 | 0,800 | - | 0,004 | 1.00 | 0,300 | - | 0,754 |
| 13. | Smg Timur | - | | - | | - | | - | - |
| 14. | Smg Tengah | - | | - | | - | | - | - |
| 15. | Smg Utara | - | | - | | - | | - | - |
| 16. | Smg Selatan | - | | - | | - | | - | - |
| Jumlah | | 40.00 | 33,812 | 39.00 | 33,127 | 31.00 | 22,153 | 20.00 | 38,480 |

Lanjutan Tabel 229....

| No. | Kecamatan | Jumlah Penyaluran (Ton) | | | | | | | | Jumlah | |
|---------------|---------------|-------------------------|---------------|---------------|---------------|---------------|---------------|---------------|---------------|----------------|----------------|
| | | Sept | | Okt | | Nop | | Des | | 2020 | 2021 |
| | | 2020 | 2021 | 2020 | 2021 | 2020 | 2021 | 2020 | 2021 | | |
| 1. | Mijen | 4.70 | 17,861 | 7.838 | 21,101 | 4.320 | 20,758 | 3.554 | 18,257 | 103.412 | 159,491 |
| 2. | Gunungpati | 2.05 | 13,523 | 1.850 | 8,563 | 2.650 | 14,846 | 8.950 | 15,763 | 107.500 | 88,234 |
| 3. | Tembalang | - | 6,000 | 5.817 | 8,450 | 6.023 | 6,650 | 0.160 | 8,500 | 26.000 | 53,450 |
| 4. | Banyumanik | - | 1,240 | 0.325 | 2,528 | - | 1,850 | - | 3,733 | 12.325 | 18,627 |
| 5. | Candisari | - | - | - | - | - | - | - | - | - | - |
| 6. | Gayamsari | - | - | - | - | - | - | - | - | - | - |
| 7. | Genuk | - | 3,000 | 4.350 | 0,900 | 3.200 | 0,000 | - | 5,000 | 17.550 | 36,817 |
| 8. | Pedurungan | - | 2,784 | 1.884 | 0,000 | 1.00 | 1,700 | 2.116 | 3,300 | 14.000 | 17,350 |
| 9. | Gajah Mungkur | - | - | - | - | - | - | - | - | - | - |
| 10. | Ngaliyan | - | 11,008 | 2.00 | 3,522 | - | 8,067 | - | 5,743 | 21.000 | 57,625 |
| 11. | Tugu | - | 5,200 | 0.050 | 0,260 | 2.700 | 1,900 | 7.300 | 4,850 | 27.050 | 43,010 |
| 12. | Smg Barat | - | 0,800 | 0.180 | 1,100 | 0.050 | - | - | 2,492 | 4.230 | 8,720 |
| 13. | Smg Timur | - | - | - | - | - | - | - | - | - | - |
| 14. | Smg Tengah | - | - | - | - | - | - | - | - | - | - |
| 15. | Smg Utara | - | - | - | - | - | - | - | - | - | - |
| 16. | Smg Selatan | - | - | - | - | - | - | - | - | - | - |
| JUMLAH | | 6.75 | 61,416 | 24.294 | 46,424 | 19.943 | 55,771 | 22.080 | 67,638 | 333.067 | 483,324 |

Tabel 230. Realisasi Penyaluran Pupuk Organik Bersubsidi Sektor Pertanian Per Bulan Menurut Kecamatan di Kota Semarang Tahun 2020 – 2021

| No. | Kecamatan | Jumlah Penyaluran (Ton) | | | | | | | |
|---------------|---------------|-------------------------|------|----------|------|-------|------|-------|--------------|
| | | Januari | | Februari | | Maret | | April | |
| | | 2020 | 2021 | 2020 | 2021 | 2020 | 2021 | 2020 | 2021 |
| 1. | Mijen | - | - | - | - | - | - | - | 0,425 |
| 2. | Gunungpati | - | - | - | - | - | - | - | - |
| 3. | Tembalang | - | - | - | - | - | - | - | - |
| 4. | Banyumanik | - | - | - | - | - | - | - | - |
| 5. | Candisari | - | - | - | - | - | - | - | - |
| 6. | Gayamsari | - | - | - | - | - | - | - | - |
| 7. | Genuk | - | - | - | - | - | - | - | - |
| 8. | Pedurungan | - | - | - | - | - | - | - | - |
| 9. | Gajah Mungkur | - | - | - | - | - | - | - | - |
| 10. | Ngaliyan | - | - | - | - | - | - | - | - |
| 11. | Tugu | - | - | - | - | - | - | - | - |
| 12. | Smg Barat | - | - | - | - | - | - | - | 0,360 |
| 13. | Smg Timur | - | - | - | - | - | - | - | - |
| 14. | Smg Tengah | - | - | - | - | - | - | - | - |
| 15. | Smg Utara | - | - | - | - | - | - | - | - |
| 16. | Smg Selatan | - | - | - | - | - | - | - | - |
| Jumlah | | - | - | - | - | - | - | - | 0,785 |

Lanjutan Tabel 230....

| No. | Kecamatan | Jumlah Penyaluran (Ton) | | | | | | | |
|---------------|---------------|-------------------------|--------------|-------------|----------|----------|--------------|----------|----------|
| | | Mei | | Juni | | Juli | | Agt | |
| | | 2020 | 2021 | 2020 | 2021 | 2020 | 2021 | 2020 | 2021 |
| 1. | Mijen | 8.00 | 0,316 | 4.00 | - | - | 0,400 | - | - |
| 2. | Gunungpati | 4.00 | 1 | 3.00 | - | - | - | - | - |
| 3. | Tembalang | 2.0 | - | - | - | - | - | - | - |
| 4. | Banyumanik | - | - | - | - | - | - | - | - |
| 5. | Candisari | - | - | - | - | - | - | - | - |
| 6. | Gayamsari | - | - | - | - | - | - | - | - |
| 7. | Genuk | - | - | - | - | - | - | - | - |
| 8. | Pedurungan | 2.0 | - | 2.0 | - | - | - | - | - |
| 9. | Gajah Mungkur | - | - | - | - | - | - | - | - |
| 10. | Ngaliyan | - | - | 3.0 | - | - | - | - | - |
| 11. | Tugu | - | - | 2.0 | - | - | - | - | - |
| 12. | Smg Barat | - | 0,160 | - | - | - | - | - | - |
| 13. | Smg Timur | - | - | - | - | - | - | - | - |
| 14. | Smg Tengah | - | - | - | - | - | - | - | - |
| 15. | Smg Utara | - | - | - | - | - | - | - | - |
| 16. | Smg Selatan | - | - | - | - | - | - | - | - |
| Jumlah | | 16.0 | 1,476 | 14.0 | - | - | 0,400 | - | - |

Lanjutan Tabel 230....

| No. | Kecamatan | Jumlah Penyaluran (Ton) | | | | | | | | Jumlah | |
|---------------|---------------|-------------------------|------|------|------|------------|------|------------|------|--------------|------|
| | | Sept | | Okt | | Nop | | Des | | 2020 | 2021 |
| | | 2020 | 2021 | 2020 | 2021 | 2020 | 2021 | 2020 | 2021 | | |
| 1. | Mijen | - | - | - | - | - | - | 1.0 | - | 13.00 | - |
| 2. | Gunungpati | - | - | - | - | - | - | - | - | 7.00 | - |
| 3. | Tembalang | - | - | - | - | 2.0 | - | 1.8 | - | 5.80 | - |
| 4. | Banyumanik | - | - | - | - | - | - | - | - | - | - |
| 5. | Candisari | - | - | - | - | - | - | - | - | - | - |
| 6. | Gayamsari | - | - | - | - | - | - | - | - | - | - |
| 7. | Genuk | - | - | - | - | - | - | - | - | - | - |
| 8. | Pedurungan | - | - | - | - | 1.0 | - | - | - | 5.00 | - |
| 9. | Gajah Mungkur | - | - | - | - | - | - | - | - | - | - |
| 10. | Ngaliyan | - | - | - | - | - | - | - | - | 3.00 | - |
| 11. | Tugu | - | - | - | - | - | - | - | - | 2.00 | - |
| 12. | Smg Barat | - | - | - | - | - | - | - | - | - | - |
| 13. | Smg Timur | - | - | - | - | - | - | - | - | - | - |
| 14. | Smg Tengah | - | - | - | - | - | - | - | - | - | - |
| 15. | Smg Utara | - | - | - | - | - | - | - | - | - | - |
| 16. | Smg Selatan | - | - | - | - | - | - | - | - | - | - |
| Jumlah | | - | - | - | - | 3.0 | - | 2.8 | - | 35.80 | - |

**Sub Sektor Peternakan
dan Kesehatan Hewan**

BAB
Chapter
08



Tabel 231. Populasi Ternak Menurut Jenis Ternak di Kota Semarang Tahun 2018 – 2021

| No | Jenis Ternak | Jumlah Ternak (ekor), Tahun | | | |
|-----|-------------------|-----------------------------|---------|---------|---------|
| | | 2018 | 2019 | 2020 | 2021 |
| 1. | Sapi Perah | 1.741 | 1.915 | 2.072 | 2.311 |
| 2. | Sapi Potong | 3.944 | 4.102 | 4.039 | 4.300 |
| 3. | Kerbau | 1.019 | 1.019 | 967 | 927 |
| 4. | Kambing | 7.900 | 7.979 | 7.800 | 8.200 |
| 5. | Domba | 3.275 | 3.275 | 3.116 | 3.258 |
| 6. | Ayam Ras Petelur | 795.275 | 795.275 | 791.298 | 764.465 |
| 7. | Ayam Ras Pedaging | 794.103 | 802.044 | 794.023 | 784.119 |
| 8. | Ayam Buras | 123.110 | 124.341 | 122.750 | 110.557 |
| 9. | Kuda | 85 | 85 | 84 | 93 |
| 10. | Itik | 24.600 | 24.600 | 23.773 | 23.934 |
| 11. | Angsa | - | 0 | - | - |
| 12. | Entog | 5.887 | 5.887 | 5.887 | 5.682 |
| 13. | Burung Puyuh | 6.811 | 14.959 | 14.660 | 15.223 |
| 14. | Kelinci | 986 | 3.526 | 986 | 1.039 |
| 15. | Merpati | 3.500 | 986 | 3.270 | 3.246 |

Tabel 232. Populasi Sapi Potong Menurut Kecamatan di Kota Semarang Tahun 2018-2021

| No. | Kecamatan | Jumlah Ternak (ekor), Tahun | | | |
|---------------|---------------|-----------------------------|--------------|--------------|--------------|
| | | 2018 | 2019 | 2020 | 2021 |
| 1. | Mijen | 1.996 | 2.004 | 1.973 | 2.100 |
| 2. | Gunungpati | 1.026 | 1.122 | 1.105 | 1.176 |
| 3. | Tembalang | 348 | 348 | 343 | 365 |
| 4. | Banyumanik | 109 | 163 | 160 | 170 |
| 5. | Candisari | - | 0 | - | - |
| 6. | Gayamsari | 92 | 92 | 89 | 95 |
| 7. | Genuk | 13 | 13 | 13 | 14 |
| 8. | Pedurungan | 208 | 208 | 205 | 218 |
| 9. | Gajah Mungkur | 17 | 17 | 17 | - |
| 10. | Ngaliyan | 85 | 85 | 84 | 90 |
| 11. | Tugu | 31 | 31 | 31 | 44 |
| 12. | Smg Barat | 16 | 16 | 16 | 17 |
| 13. | Smg Timur | 3 | 3 | 3 | 3 |
| 14. | Smg Tengah | - | 0 | - | - |
| 15. | Smg Utara | - | 0 | - | - |
| 16. | Smg Selatan | - | 0 | - | - |
| Jumlah | | 3.944 | 4.102 | 4.039 | 4.300 |

Tabel 233. Populasi Sapi Perah Menurut Kecamatan di Kota Semarang Tahun 2018 - 2021

| No. | Kecamatan | Jumlah Ternak (ekor), Tahun | | | |
|---------------|---------------|-----------------------------|--------------|--------------|--------------|
| | | 2018 | 2019 | 2020 | 2021 |
| 1. | Mijen | 401 | 401 | 267 | 298 |
| 2. | Gunungpati | 1.082 | 1.209 | 1.465 | 1.634 |
| 3. | Tembalang | - | 23 | 19 | 21 |
| 4. | Banyumanik | 200 | 224 | 272 | 303 |
| 5. | Candisari | - | 0 | - | - |
| 6. | Gayamsari | - | 0 | - | - |
| 7. | Genuk | - | 0 | - | - |
| 8. | Pedurungan | 20 | 20 | 8 | 9 |
| 9. | Gajah Mungkur | - | 0 | - | - |
| 10. | Ngaliyan | 35 | 35 | 38 | 43 |
| 11. | Tugu | - | 0 | - | - |
| 12. | Smg Barat | - | 0 | - | - |
| 13. | Smg Timur | - | 0 | - | - |
| 14. | Smg Tengah | - | 0 | - | - |
| 15. | Smg Utara | 3 | 3 | 3 | 3 |
| 16. | Smg Selatan | - | 0 | - | - |
| Jumlah | | 1.741 | 1.915 | 2.072 | 2.311 |

Tabel 234. Populasi Kerbau Menurut Kecamatan di Kota Semarang Tahun 2018 - 2021

| No. | Kecamatan | Jumlah Ternak (ekor), Tahun | | | |
|---------------|---------------|-----------------------------|--------------|------------|------------|
| | | 2018 | 2019 | 2020 | 2021 |
| 1. | Mijen | 375 | 375 | 363 | 347 |
| 2. | Gunungpati | 219 | 219 | 212 | 116 |
| 3. | Tembalang | 29 | 29 | 28 | 139 |
| 4. | Banyumanik | 97 | 97 | 94 | 10 |
| 5. | Candisari | - | - | - | - |
| 6. | Gayamsari | 45 | 45 | 25 | 15 |
| 7. | Genuk | - | - | - | - |
| 8. | Pedurungan | - | - | - | - |
| 9. | Gajah Mungkur | 1 | 1 | 1 | - |
| 10. | Ngaliyan | 75 | 75 | 72 | 5 |
| 11. | Tugu | 175 | 175 | 169 | 17 |
| 12. | Smg Barat | 3 | 3 | 3 | - |
| 13. | Smg Timur | - | - | - | - |
| 14. | Smg Tengah | - | - | - | - |
| 15. | Smg Utara | - | - | - | - |
| 16. | Smg Selatan | - | - | - | - |
| Jumlah | | 1.019 | 1.019 | 967 | 927 |

Tabel 235. Populasi Kambing Menurut Kecamatan di Kota Semarang Tahun 2018 - 2021

| No. | Kecamatan | Jumlah Ternak (ekor), Tahun | | | |
|---------------|---------------|-----------------------------|--------------|--------------|--------------|
| | | 2018 | 2019 | 2020 | 2021 |
| 1. | Mijen | 1.651 | 1.651 | 1.574 | 1.655 |
| 2. | Gunungpati | 2.359 | 2.359 | 2.249 | 2.363 |
| 3. | Tembalang | 133 | 138 | 132 | 139 |
| 4. | Banyumanik | 986 | 986 | 940 | 988 |
| 5. | Candisari | 195 | 193 | 184 | 198 |
| 6. | Gayamsari | 22 | 22 | 215 | 226 |
| 7. | Genuk | 216 | 219 | 209 | 220 |
| 8. | Pedurungan | 225 | 225 | 214 | 225 |
| 9. | Gajah Mungkur | 55 | 55 | 52 | 55 |
| 10. | Ngaliyan | 590 | 595 | 567 | 596 |
| 11. | Tugu | 946 | 946 | 902 | 745 |
| 12. | Smg Barat | 163 | 167 | 159 | 167 |
| 13. | Smg Timur | 23 | 23 | 22 | 23 |
| 14. | Smg Tengah | - | - | - | - |
| 15. | Smg Utara | 215 | 272 | 259 | 472 |
| 16. | Smg Selatan | 121 | 128 | 122 | - |
| Jumlah | | 7.900 | 7.979 | 7.800 | 8.200 |

Tabel 236. Populasi Domba Menurut Kecamatan di Kota Semarang Tahun 2018 - 2021

| No. | Kecamatan | Jumlah Ternak (ekor), Tahun | | | |
|---------------|---------------|-----------------------------|--------------|--------------|-------|
| | | 2018 | 2019 | 2020 | 2021 |
| 1. | Mijen | 923 | 923 | 878 | 918 |
| 2. | Gunungpati | 1.090 | 1.090 | 1.037 | 1.082 |
| 3. | Tembalang | - | - | - | - |
| 4. | Banyumanik | 23 | 23 | 22 | 25 |
| 5. | Candisari | - | - | - | - |
| 6. | Gayamsari | - | - | - | - |
| 7. | Genuk | - | - | - | - |
| 8. | Pedurungan | 70 | 70 | 66 | 69 |
| 9. | Gajah Mungkur | - | - | - | - |
| 10. | Ngaliyan | 435 | 435 | 414 | 433 |
| 11. | Tugu | 705 | 705 | 671 | 702 |
| 12. | Smg Barat | 29 | 29 | 28 | - |
| 13. | Smg Timur | - | - | - | - |
| 14. | Smg Tengah | - | - | - | - |
| 15. | Smg Utara | - | - | - | - |
| 16. | Smg Selatan | - | - | - | - |
| Jumlah | | 3.275 | 3.275 | 3.116 | |

Tabel 237. Populasi Ayam Layer/Petelur Menurut Kecamatan di Kota Semarang Tahun 2018 - 2021

| No. | Kecamatan | Jumlah Ternak (ekor), Tahun | | | |
|---------------|---------------|-----------------------------|----------------|----------------|----------------|
| | | 2018 | 2019 | 2020 | 2021 |
| 1. | Mijen | 550.000 | 555.750 | 552.971 | 534.220 |
| 2. | Gunungpati | 209.275 | 237.375 | 236.188 | 228.179 |
| 3. | Tembalang | - | 1.000 | 995 | 961 |
| 4. | Banyumanik | - | 1.150 | 1.144 | 1.105 |
| 5. | Candisari | - | - | - | - |
| 6. | Gayamsari | - | - | - | - |
| 7. | Genuk | - | - | - | - |
| 8. | Pedurungan | - | - | - | - |
| 9. | Gajah Mungkur | - | - | - | - |
| 10. | Ngaliyan | - | - | - | - |
| 11. | Tugu | - | - | - | - |
| 12. | Smg Barat | - | - | - | - |
| 13. | Smg Timur | - | - | - | - |
| 14. | Smg Tengah | - | - | - | - |
| 15. | Smg Utara | - | - | - | - |
| 16. | Smg Selatan | - | - | - | - |
| Jumlah | | 791.298 | 759.275 | 759.275 | 764.465 |

Tabel 238. Populasi Ayam Broiler/Pedaging Menurut Kecamatan di Kota Semarang Tahun 2018 - 2021

| No. | Kecamatan | Jumlah Ternak (ekor), Tahun | | | |
|---------------|---------------|-----------------------------|----------------|---------|----------------|
| | | 2018 | 2019 | 2020 | 2021 |
| 1. | Mijen | 430.000 | 441.250 | 436.837 | 431.390 |
| 2. | Gunungpati | 339.392 | 336.083 | 332.722 | 328.575 |
| 3. | Tembalang | 7.881 | 7.881 | 7.082 | 7.705 |
| 4. | Banyumanik | - | - | 1.144 | - |
| 5. | Candisari | - | - | - | - |
| 6. | Gayamsari | 3.330 | 3.330 | 3.297 | 3.249 |
| 7. | Genuk | - | - | - | - |
| 8. | Pedurungan | - | - | - | - |
| 9. | Gajah Mungkur | - | - | - | - |
| 10. | Ngaliyan | 13.500 | 13.500 | 13.365 | 13.200 |
| 11. | Tugu | - | - | - | - |
| 12. | Smg Barat | - | - | - | - |
| 13. | Smg Timur | - | - | - | - |
| 14. | Smg Tengah | - | - | - | - |
| 15. | Smg Utara | - | - | - | - |
| 16. | Smg Selatan | - | - | - | - |
| Jumlah | | 802.044 | 794.023 | | 784.119 |

**Tabel 239. Populasi Ayam Buras Menurut Kecamatan di Kota Semarang
Tahun 2018 - 2021**

| No. | Kecamatan | Jumlah Ternak (ekor), Tahun | | | |
|---------------|---------------|-----------------------------|----------------|----------------|----------------|
| | | 2018 | 2019 | 2020 | 2021 |
| 1. | Mijen | 22.720 | 23.720 | 23.416 | 21.090 |
| 2. | Gunungpati | 40174 | 40.174 | 39.660 | 35.720 |
| 3. | Tembalang | 1.760 | 1.823 | 1.800 | 1.621 |
| 4. | Banyumanik | 17.765 | 17.843 | 17.615 | 15.865 |
| 5. | Candisari | 1.094 | 1.094 | 1.080 | 973 |
| 6. | Gayamsari | 997 | 983 | 970 | 874 |
| 7. | Genuk | 2.625 | 2.652 | 2.618 | 2.358 |
| 8. | Pedurungan | 2.840 | 2.831 | 2.795 | 2.517 |
| 9. | Gajah Mungkur | 130 | 134 | 132 | 119 |
| 10. | Ngaliyan | 21.500 | 21.520 | 21.245 | 19.135 |
| 11. | Tugu | 5810 | 5.807 | 5.733 | 5.164 |
| 12. | Smg Barat | 4.077 | 4.077 | 4.025 | 3.625 |
| 13. | Smg Timur | 113 | 121 | 119 | 107 |
| 14. | Smg Tengah | 165 | 173 | 171 | 154 |
| 15. | Smg Utara | 435 | 437 | 431 | 388 |
| 16. | Smg Selatan | 905 | 952 | 940 | 847 |
| Jumlah | | 123.110 | 124.341 | 122.750 | 110.557 |

Tabel 240. Populasi Burung Puyuh Menurut Kecamatan di Kota Semarang Tahun 2018 - 2021

| No. | Kecamatan | Jumlah Ternak (ekor), Tahun | | | |
|---------------|---------------|-----------------------------|---------------|---------------|---------------|
| | | 2018 | 2019 | 2020 | 2021 |
| 1. | Mijen | 5.400 | 5.300 | 5.195 | 5.394 |
| 2. | Gunungpati | - | 548 | 1.110 | 1.190 |
| 3. | Tembalang | - | - | - | - |
| 4. | Banyumanik | - | - | - | - |
| 5. | Candisari | - | - | - | - |
| 6. | Gayamsari | - | - | - | - |
| 7. | Genuk | - | - | - | - |
| 8. | Pedurungan | - | - | - | - |
| 9. | Gajah Mungkur | - | - | - | - |
| 10. | Ngaliyan | 800 | 8.500 | 8.330 | 8.639 |
| 11. | Tugu | - | - | - | - |
| 12. | Smg Barat | - | - | - | - |
| 13. | Smg Timur | 27 | 27 | 25 | - |
| 14. | Smg Tengah | - | - | - | - |
| 15. | Smg Utara | - | - | - | - |
| 16. | Smg Selatan | 584 | 584 | - | - |
| Jumlah | | 6.811 | 14.959 | 14.660 | 15.223 |

Tabel 241. Populasi Itik Menurut Kecamatan di Kota Semarang Tahun 2018 - 2021

| No. | Kecamatan | Jumlah Ternak (ekor), Tahun | | | |
|---------------|---------------|-----------------------------|---------------|---------------|---------------|
| | | 2018 | 2019 | 2020 | 2021 |
| 1. | Mijen | 10.570 | 10.505 | 9.628 | 9.663 |
| 2. | Gunungpati | 5.113 | 5.210 | 5.035 | 5.069 |
| 3. | Tembalang | 70 | 80 | 77 | 80 |
| 4. | Banyumanik | 467 | 467 | 451 | 454 |
| 5. | Candisari | 369 | 369 | - | - |
| 6. | Gayamsari | 1.615 | 1.589 | 1.215 | 1.223 |
| 7. | Genuk | 60 | 67 | 65 | 65 |
| 8. | Pedurungan | 170 | 165 | 160 | 161 |
| 9. | Gajah Mungkur | - | 0 | - | - |
| 10. | Ngaliyan | 320 | 320 | 320 | 322 |
| 11. | Tugu | 5.650 | 5.650 | 5.460 | 5.497 |
| 12. | Smg Barat | - | 0 | - | - |
| 13. | Smg Timur | 36 | 33 | 32 | 32 |
| 14. | Smg Tengah | - | 0 | - | - |
| 15. | Smg Utara | - | 0 | 1.190 | 1.198 |
| 16. | Smg Selatan | 160 | 145 | 140 | 140 |
| Jumlah | | 24.600 | 24.600 | 23.773 | 23.934 |

Tabel 242. Populasi Merpati Menurut Kecamatan di Kota Semarang Tahun 2018 - 2021

| No. | Kecamatan | Jumlah Ternak (ekor), Tahun | | | |
|---------------|---------------|-----------------------------|--------------|--------------|--------------|
| | | 2018 | 2019 | 2020 | 2021 |
| 1. | Mijen | 250 | 250 | 230 | 228 |
| 2. | Gunungpati | - | 0 | 108 | 107 |
| 3. | Tembalang | - | 0 | 75 | 74 |
| 4. | Banyumanik | 1.140 | 1.140 | 820 | 814 |
| 5. | Candisari | 320 | 320 | 290 | 288 |
| 6. | Gayamsari | 113 | 113 | 110 | 110 |
| 7. | Genuk | 215 | 215 | 219 | 217 |
| 8. | Pedurungan | 125 | 125 | 117 | 116 |
| 9. | Gajah Mungkur | 155 | 155 | 145 | 144 |
| 10. | Ngaliyan | 60 | 60 | 55 | 55 |
| 11. | Tugu | 698 | 698 | 645 | 640 |
| 12. | Smg Barat | - | 0 | 36 | 36 |
| 13. | Smg Timur | 61 | 61 | 55 | 55 |
| 14. | Smg Tengah | 100 | 126 | 120 | 119 |
| 15. | Smg Utara | 263 | 263 | 215 | 213 |
| 16. | Smg Selatan | - | 0 | 30 | 30 |
| Jumlah | | 3.500 | 3.526 | 3.270 | 3.246 |

Tabel 243. Populasi Kuda Menurut Kecamatan di Kota Semarang Tahun 2018 - 2021

| No. | Kecamatan | Jumlah Ternak (ekor), Tahun | | | |
|---------------|---------------|-----------------------------|-----------|-----------|-----------|
| | | 2018 | 2019 | 2020 | 2021 |
| 1. | Mijen | 18 | 18 | 18 | 20 |
| 2. | Gunungpati | 42 | 42 | 42 | 47 |
| 3. | Tembalang | - | - | - | - |
| 4. | Banyumanik | 7 | 7 | 7 | 8 |
| 5. | Candisari | - | - | - | - |
| 6. | Gayamsari | - | - | - | - |
| 7. | Genuk | 6 | 6 | 6 | 7 |
| 8. | Pedurungan | 11 | 11 | 10 | 11 |
| 9. | Gajah Mungkur | - | - | - | - |
| 10. | Ngaliyan | - | - | - | - |
| 11. | Tugu | 1 | 1 | 1 | - |
| 12. | Smg Barat | - | - | - | - |
| 13. | Smg Timur | - | - | - | - |
| 14. | Smg Tengah | - | - | - | - |
| 15. | Smg Utara | - | - | - | - |
| 16. | Smg Selatan | - | - | - | - |
| Jumlah | | 85 | 85 | 84 | 93 |

Tabel 244. Populasi Itik Manila / Entog Menurut Kecamatan di Kota Semarang Tahun 2015 – 2020

| No. | Kecamatan | Jumlah Ternak (ekor), Tahun | | | |
|---------------|---------------|-----------------------------|--------------|--------------|--------------|
| | | 2018 | 2019 | 2020 | 2021 |
| 1. | Mijen | 2.256 | 2.256 | 2.256 | 2.177 |
| 2. | Gunungpati | 256 | 256 | 256 | 247 |
| 3. | Tembalang | 69 | 69 | 69 | 67 |
| 4. | Banyumanik | 2.526 | 2.526 | 2.526 | 2.438 |
| 5. | Candisari | - | - | - | - |
| 6. | Gayamsari | - | - | - | - |
| 7. | Genuk | 50 | 50 | 50 | 48 |
| 8. | Pedurungan | 140 | 140 | 140 | 135 |
| 9. | Gajah Mungkur | - | - | - | - |
| 10. | Ngaliyan | 80 | 80 | 80 | 77 |
| 11. | Tugu | 212 | 212 | 212 | 205 |
| 12. | Smg Barat | 298 | 298 | 298 | 288 |
| 13. | Smg Timur | - | - | - | - |
| 14. | Smg Tengah | - | - | - | - |
| 15. | Smg Utara | - | - | - | - |
| 16. | Smg Selatan | - | - | - | - |
| Jumlah | | 5.887 | 5.887 | 5.887 | 5.682 |

Tabel 245. Populasi Kelinci Menurut Kecamatan di Kota Semarang Tahun 2018 - 2021

| No. | Kecamatan | Jumlah (ekor), Tahun | | | |
|---------------|---------------|----------------------|------------|------------|--------------|
| | | 2018 | 2019 | 2020 | 2021 |
| 1. | Mijen | 119 | 119 | 119 | 125 |
| 2. | Gunungpati | 305 | 305 | 305 | 321 |
| 3. | Tembalang | - | - | - | - |
| 4. | Banyumanik | - | - | - | - |
| 5. | Candisari | - | - | - | - |
| 6. | Gayamsari | - | - | - | - |
| 7. | Genuk | - | - | - | - |
| 8. | Pedurungan | - | - | - | - |
| 9. | Gajah Mungkur | - | - | - | - |
| 10. | Ngaliyan | 110 | 110 | 110 | 116 |
| 11. | Tugu | 426 | 426 | 426 | 450 |
| 12. | Smg Barat | - | - | - | - |
| 13. | Smg Timur | 26 | 26 | 26 | 27 |
| 14. | Smg Tengah | - | - | - | - |
| 15. | Smg Utara | - | - | - | - |
| 16. | Smg Selatan | - | - | - | - |
| Jumlah | | 986 | 986 | 986 | 1.039 |

Tabel 246. Jenis Produksi Hasil Ternak di Kota Semarang Tahun 2018 - 2021

| No. | Jenis Produksi Hasil Ternak, satuan | Jumlah Produksi, tahun | | | |
|------------------|-------------------------------------|------------------------|-------------------|-------------------|----------------------|
| | | 2018 | 2019 | 2020 | 2021 |
| 1. | Daging Non Unggas, kg | 3.296.998 | 3.468.088 | 3,965,144 | 3.882.024,50 |
| 2. | Daging Unggas, kg | 18.257.072 | 21.598.051 | 18,911,898 | 18.344.607,00 |
| 3. | Telur, kg | 8.432.380 | 8.510.523 | 8,506,710 | 3.269.109,00 |
| 4. | Susu, ltr | 3.716.220 | 3.769.958 | 3,644,470 | 7.759.038,04 |
| Jumlah | | 33.702.670 | 37.346.620 | 35,028,221 | 33.254.778,54 |
| Rata-rata | | 8.425.668 | 9.336.655 | 8,757,055 | 8.313.694,64 |

Tabel 247. Pemotongan Ternak di RPH Pemerintah Kota Semarang Tahun 2018 - 2021

| No | Jenis Ternak | Jml Pemotongan (ekor), Tahun | | | |
|----|--------------|------------------------------|--------|--------|-------|
| | | 2018 | 2019 | 2020 | 2021 |
| 1 | Sapi | 8.548 | 10.205 | 8.968 | 9.510 |
| 2 | Kambing | - | - | - | - |
| 3 | Domba | - | - | - | - |
| 4 | Babi | 10.178 | 10.797 | 11.164 | 9.240 |

Tabel 248. Berat Karkas Hasil Pemotongan Ternak di RPH Pemerintah Kota Semarang Tahun 2018 - 2021

| No | Jenis Ternak | Jml Karkas (kg), Tahun | | | |
|----|--------------|------------------------|-----------|-----------|-----------|
| | | 2018 | 2019 | 2020 | 2021 |
| 1 | Sapi | 2.293.497 | 2.671.146 | 2.378.527 | 2.544.964 |
| 2 | Kambing | - | - | - | - |
| 3 | Domba | - | - | - | - |
| 4 | Babi | 820103 | 858.110 | 1.190.703 | 754.213 |

Tabel 249. Pemotongan Ternak di RPH Swasta Kota Semarang Tahun

| No | Jenis Ternak | Jumlah Pemotongan (ekor) | | | | Jumlah Karkas (kg) | | | |
|----|--------------|--------------------------|------|------|------|--------------------|------|------|------|
| | | 2018 | 2019 | 2020 | 2021 | 2018 | 2019 | 2020 | 2021 |
| 1 | Sapi | - | - | - | - | - | - | - | - |
| 2 | Kambing | - | - | - | - | - | - | - | - |
| 3 | Domba | - | - | - | - | - | - | - | - |
| 4 | Babi | - | - | - | - | - | - | - | - |

Tabel 250. Data Pemasukan Produk Hasil Ternak Ke Kota Semarang Tahun 2021

| No | Jenis Komoditas | Provinsi Asal | | | | | Jumlah | Antar Kab/Kota*) |
|----|--|---------------|-------|-------|-----|----------------------|--------|------------------|
| | | DKI Jakarta | Jabar | Jatim | DIY | Provinsi Lain (Bali) | | |
| 1 | Kulit Sapi/ kerbau (lbr) | | | | | | | |
| 2 | Kulit Kambing/ Domba (lbr) | | | | | | | |
| 3 | Telur Ayam Ras(kg) | | | | | | | |
| 4 | Telur Ayam Buras (kg) | | | | | | | |
| 5 | Telur Itik (kg) | | | | | | | |
| 6 | Daging (kg) a. Daging ayam b. Daging sapi c. Daging babi | | | | | | | |
| 7 | Susu (litr) a. Susu sapi b. Susu kambing | | | | | | | |

*) : Antar Kabupaten / Kota di Area Propinsi Jawa Tengah

Tabel 251. Rekapitulasi Pengeluaran Ternak Ke Luar Kota Semarang Tahun 2021

| No | Jenis ternak | Antar Kabupaten/Kota *) | | |
|----|-------------------|-------------------------|--------|----------------|
| | | Bibit Ternak | | Bakalan Potong |
| | | Jantan | Betina | |
| 1 | Sapi Perah | - | - | - |
| 2 | Sapi Potong | - | - | 125 |
| 3 | Kerbau | - | - | - |
| 4 | Kambing | - | - | 125 |
| 5 | Domba | - | - | 125 |
| 6 | Ayam Ras Petelur | - | - | - |
| 7 | Ayam Ras Pedaging | - | - | 16.000 |
| 8 | Ayam Buras | - | - | - |
| 9 | Kuda | - | - | - |
| 10 | Itik | - | - | 406 |
| 11 | Angsa | - | - | - |
| 12 | Entog | - | - | - |
| 13 | Burung Puyuh | - | - | - |
| 14 | Kelinci | - | - | - |
| 15 | Merpati | - | - | 558 |

*) : Antar Kabupaten / Kota di Area Propinsi Jawa Tengah

Tabel 252. Rekapitulasi Pemasukan Ternak Ke Kota Semarang Tahun 2021

| No | Jenis ternak | Antar Kabupaten/Kota *) | | |
|----|-------------------|-------------------------|--------|----------------|
| | | Bibit Ternak | | Bakalan Potong |
| | | Jantan | Betina | |
| 1 | Sapi Perah | 15 | - | - |
| 2 | Sapi Potong | - | - | 11.827 |
| 3 | Kerbau | - | - | - |
| 4 | Kambing | - | - | 22.836 |
| 5 | Domba | - | - | 504 |
| 6 | Ayam Ras Petelur | - | 11.871 | - |
| 7 | Ayam Ras Pedaging | - | - | 19.025.048 |
| 8 | Ayam Buras | - | - | 787.550 |
| 9 | Kuda | - | - | - |
| 10 | Itik | - | - | 54.877 |
| 11 | Angsa | - | - | - |
| 12 | Entog | - | - | - |
| 13 | Burung Puyuh | - | - | - |
| 14 | Kelinci | - | - | - |
| 15 | Merpati | - | - | - |
| 16 | Babi | - | - | - |

*) : Antar Kabupaten/Kota di Area Propinsi Jawa Tengah

Tabel 253. Data Usaha Pengolahan Hasil Ternak di Kota Semarang Tahun 2018 - 2021

| No. | Jenis Usaha Pengolahan Hasil Ternak | Tahun (buah) | | | |
|-----|-------------------------------------|--------------|------|------|------|
| | | 2018 | 2019 | 2020 | 2021 |
| 1. | RPH Ternak Besar | 1 | 1 | 1 | 1 |
| 2. | RPH Ternak Kecil | 3 | 3 | 3 | 3 |
| 3. | Paru | 2 | 2 | 2 | 2 |
| 4. | Abon | 1 | 1 | 1 | 1 |
| 5. | Usus | 3 | 3 | 3 | 3 |
| 6. | Rambak | 10 | 10 | 10 | 10 |
| 7. | Cakar | 2 | 2 | 2 | 2 |
| 8. | Telur Asin | 10 | 10 | 10 | 12 |
| 9. | Bakso (KOPMIBA) | 40 | 40 | 40 | 40 |
| 10. | Ayam Olahan / Nugget | 5 | 5 | 5 | 5 |
| 11. | Pengolahan susu | 6 | 6 | 6 | 6 |
| 12. | Pengolahan Kulit | 6 | 6 | 6 | 6 |
| 13. | Kerupuk Tulang | 1 | 1 | 1 | 1 |
| 14. | Sosis | 2 | 2 | 2 | 2 |

Tabel 254. Produksi Hijauan Pakan Ternak Kota Semarang Tahun 2018 - 2021

| No. | Jenis Hijauan | Tahun 2018 | Tahun 2019 | Tahun 2020 | Tahun 2021 |
|-----|-------------------|------------|------------|------------|------------|
| | | (ton) | (ton) | (ton) | (ton) |
| 1. | Jerami padi | 33.145 | 39.328 | 24.385 | 29.470,35 |
| 2. | Jerami jagung | 3.256 | 2.632 | 1.800 | 2.500,47 |
| 3. | Daun ubi kayu | 2.394 | 5.073 | 979 | 859,86 |
| 4. | Daun kacang tanah | 137 | 469 | 110.5 | 44,16 |
| 5. | Daun tebu | 757 | 879 | 757 | 695,5 |
| 6. | Daun ubi jalar | 14,36 | 79 | | 93,8 |
| 7. | Daun-daunan | 100.000 | 100.000 | 10.000 | 10.000 |
| 8. | Rumput lapangan | 8.381 | 8.381 | 8.381 | 8.381 |
| 9. | Rumput unggul | 985 | 921 | 921 | 921 |

Tabel 255. Jumlah Akseptor Inseminasi Buatan (IB) di Kota Semarang Tahun 2018 - 2021

| No | Kecamatan | Akseptor (ekor) | | | |
|---------------|---------------|-----------------|--------------|--------------|--------------|
| | | 2018 | 2019 | 2020 | 2021 |
| 1 | Mijen | 228 | 232 | 266 | 271 |
| 2 | Gunungpati | 806 | 747 | 788 | 817 |
| 3 | Tembalang | 182 | 123 | 164 | 185 |
| 4 | Banyumanik | 73 | 78 | 101 | 97 |
| 5 | Candisari | - | - | - | - |
| 6 | Gayamsari | 33 | 25 | 39 | 29 |
| 7 | Genuk | 45 | 53 | 51 | 48 |
| 8 | Pedurungan | 11 | 22 | 32 | 39 |
| 9 | Gajah Mungkur | - | - | - | - |
| 10 | Ngaliyan | 46 | 65 | 101 | 68 |
| 11 | Tugu | 8 | 16 | 5 | 1 |
| 12 | Smg Barat | 3 | 1 | - | 1 |
| 13 | Smg Timur | - | - | - | - |
| 14 | Smg Tengah | - | - | - | - |
| 15 | Smg Utara | 2 | 1 | 4 | 3 |
| 16 | Smg Selatan | - | - | - | - |
| Jumlah | | 1.437 | 1.363 | 1.551 | 1.559 |

Tabel 256. Jumlah Inseminasi Buatan (IB) di Kota Semarang Tahun 2018 - 2021

| No | Kecamatan | Dosis IB (dosis) | | | |
|---------------|---------------|------------------|--------------|--------------|--------------|
| | | 2018 | 2019 | 2020 | 2021 |
| 1 | Mijen | 326 | 314 | 345 | 341 |
| 2 | Gunungpati | 1.167 | 1.117 | 1.039 | 1.051 |
| 3 | Tembalang | 246 | 182 | 194 | 203 |
| 4 | Banyumanik | 95 | 102 | 124 | 118 |
| 5 | Candisari | - | - | - | - |
| 6 | Gayamsari | 47 | 43 | 40 | 35 |
| 7 | Genuk | 58 | 75 | 61 | 55 |
| 8 | Pedurungan | 15 | 32 | 33 | 43 |
| 9 | Gajah Mungkur | - | - | - | - |
| 10 | Ngaliyan | 56 | 84 | 118 | 78 |
| 11 | Tugu | 5 | 22 | 7 | 1 |
| 12 | Smg Barat | 1 | 1 | - | 1 |
| 13 | Smg Timur | - | - | - | - |
| 14 | Smg Tengah | - | - | - | - |
| 15 | Smg Utara | 2 | 2 | 4 | 4 |
| 16 | Smg Selatan | - | - | - | - |
| Jumlah | | 2.018 | 1.974 | 1.965 | 1.931 |

Tabel 257. Jumlah Pemeriksaan Kebuntingan (PKB) di Kota Semarang Tahun 2018 - 2021

| No | Kecamatan | Ter PKB (ekor) | | | |
|---------------|---------------|----------------|--------------|--------------|------------|
| | | 2018 | 2019 | 2020 | 2021 |
| 1 | Mijen | 441 | 192 | 244 | 167 |
| 2 | Gunungpati | 846 | 729 | 729 | 503 |
| 3 | Tembalang | 177 | 121 | 135 | 110 |
| 4 | Banyumanik | 87 | 54 | 102 | 51 |
| 5 | Candisari | - | - | - | - |
| 6 | Gayamsari | 35 | 16 | 29 | 26 |
| 7 | Genuk | 45 | 42 | 42 | 44 |
| 8 | Pedurungan | 10 | 16 | 25 | 28 |
| 9 | Gajah Mungkur | - | - | - | - |
| 10 | Ngaliyan | 108 | 42 | 98 | 45 |
| 11 | Tugu | 3 | 14 | 7 | - |
| 12 | Smg Barat | 1 | 4 | - | - |
| 13 | Smg Timur | - | - | - | - |
| 14 | Smg Tengah | - | - | - | - |
| 15 | Smg Utara | - | 2 | 4 | - |
| 16 | Smg Selatan | - | - | - | - |
| Jumlah | | 1.753 | 1.232 | 1.416 | 974 |

Tabel 258. Jumlah Kebuntingan Hasil Pemeriksaan Kebuntingan (PKB) di Kota Semarang Tahun 2018 - 2021

| No | Kecamatan | Kebuntingan (ekor) | | | |
|---------------|---------------|--------------------|------------|--------------|------------|
| | | 2018 | 2019 | 2020 | 2021 |
| 1 | Mijen | 363 | 153 | 197 | 146 |
| 2 | Gunungpati | 628 | 519 | 556 | 420 |
| 3 | Tembalang | 150 | 113 | 113 | 107 |
| 4 | Banyumanik | 71 | 45 | 92 | 45 |
| 5 | Candisari | - | - | - | - |
| 6 | Gayamsari | 28 | 16 | 26 | 25 |
| 7 | Genuk | 40 | 41 | 36 | 43 |
| 8 | Pedurungan | 8 | 16 | 23 | 27 |
| 9 | Gajah Mungkur | - | - | - | - |
| 10 | Ngaliyan | 100 | 36 | 85 | 42 |
| 11 | Tugu | 3 | 12 | 5 | - |
| 12 | Smg Barat | 1 | 4 | - | - |
| 13 | Smg Timur | - | - | - | - |
| 14 | Smg Tengah | - | - | - | - |
| 15 | Smg Utara | - | 1 | 4 | - |
| 16 | Smg Selatan | - | - | - | - |
| Jumlah | | 1.392 | 956 | 1.137 | 855 |

Tabel 259. Jumlah Kebuntingan Hasil Inseminasi Buatan (IB) ke-1 di Kota Semarang Tahun 2018 - 2021

| No | Kecamatan | Jumlah (ekor) | | | |
|---------------|---------------|---------------|------------|------------|------------|
| | | 2018 | 2019 | 2020 | 2021 |
| 1 | Mijen | 87 | 81 | 114 | 57 |
| 2 | Gunungpati | 259 | 275 | 395 | 189 |
| 3 | Tembalang | 80 | 47 | 85 | 49 |
| 4 | Banyumanik | 35 | 27 | 62 | 21 |
| 5 | Candisari | - | - | - | - |
| 6 | Gayamsari | 19 | 6 | 18 | 11 |
| 7 | Genuk | 26 | 23 | 27 | 23 |
| 8 | Pedurungan | 6 | 8 | 17 | 14 |
| 9 | Gajah Mungkur | - | - | - | - |
| 10 | Ngaliyan | 28 | 24 | 56 | 16 |
| 11 | Tugu | 3 | 8 | 2 | - |
| 12 | Smg Barat | 1 | 1 | - | - |
| 13 | Smg Timur | - | - | - | - |
| 14 | Smg Tengah | - | - | - | - |
| 15 | Smg Utara | - | - | 2 | - |
| 16 | Smg Selatan | - | - | - | - |
| Jumlah | | 544 | 500 | 778 | 380 |

Tabel 260. Jumlah Persentase Kebuntingan dari Hasil Ter-PKB di Kota Semarang Tahun 2018 – 2021

| No | Kecamatan | Persentase Kebuntingan Hasil IB (%) | | | |
|----|---------------|-------------------------------------|--------|-------|-------|
| | | 2018 | 2019 | 2020 | 2021 |
| 1 | Mijen | 82,31 | 79,69 | 57,10 | 42,15 |
| 2 | Gunungpati | 74,23 | 71,19 | 53,50 | 39,94 |
| 3 | Tembalang | 84,75 | 93,39 | 58,25 | 59,90 |
| 4 | Banyumanik | 81,61 | 83,33 | 74,19 | 40 |
| 5 | Candisari | - | - | - | - |
| 6 | Gayamsari | 80,00 | 100,00 | 65 | 80,56 |
| 7 | Genuk | 88,89 | 97,62 | 59,02 | 82,76 |
| 8 | Pedurungan | 80,00 | 100,00 | 69,69 | 76,74 |
| 9 | Gajah Mungkur | - | - | - | - |
| 10 | Ngaliyan | 92,59 | 85,71 | 72,10 | 53,85 |
| 11 | Tugu | 100,00 | 85,71 | 71,43 | - |
| 12 | Smg Barat | 100,00 | 100,00 | - | - |
| 13 | Smg Timur | - | - | - | - |
| 14 | Smg Tengah | - | - | - | - |
| 15 | Smg Utara | - | - | 100 | - |
| 16 | Smg Selatan | - | - | - | - |

Tabel 261. Persen *Conception Rate* (CR) Inseminasi Buatan (IB) di Kota Semarang Tahun 2018 - 2021

| No | Kecamatan | Persen <i>Conception Rate</i> / CR (%) | | | |
|----|---------------|--|--------|-------|-------|
| | | 2018 | 2019 | 2020 | 2021 |
| 1 | Mijen | 38,16 | 34,91 | 42.86 | 21.03 |
| 2 | Gunungpati | 32,13 | 36,81 | 50.13 | 23.10 |
| 3 | Tembalang | 43,96 | 38,21 | 51.83 | 26.34 |
| 4 | Banyumanik | 47,95 | 34,62 | 61.39 | 21 |
| 5 | Candisari | - | - | - | - |
| 6 | Gayamsari | 57,58 | 24,00 | 46.15 | 39.28 |
| 7 | Genuk | 57,78 | 43,40 | 52.94 | 47.92 |
| 8 | Pedurungan | 54,55 | 36,36 | 53.12 | 35.90 |
| 9 | Gajah Mungkur | - | - | - | - |
| 10 | Ngaliyan | 60,87 | 36,92 | 55.45 | 22.86 |
| 11 | Tugu | 37,50 | 50,00 | 40 | - |
| 12 | Smg Barat | 33,33 | 100,00 | - | - |
| 13 | Smg Timur | - | - | - | - |
| 14 | Smg Tengah | - | - | - | - |
| 15 | Smg Utara | - | - | 75 | - |
| 16 | Smg Selatan | - | - | - | - |

Conception rate (CR) yaitu persentase sapi betina yang bunting pada inseminasi pertama, berdasarkan hasil diagnose kebuntingan dengan palpasi per rectal setelah 90 hari pelaksanaan inseminasi buatan (IB).

Tabel 262. Angka Service Per Conception. (S/C) Inseminasi Buatan (IB) di Kota Semarang Tahun 2018 - 2021

| No | Kecamatan | Angka Service Per Conception (S/C) | | | |
|----|---------------|------------------------------------|------|------|------|
| | | 2018 | 2019 | 2020 | 2021 |
| 1 | Mijen | 0,90 | 2,05 | 1.75 | 2.37 |
| 2 | Gunungpati | 1,86 | 2,15 | 1.87 | 2.5 |
| 3 | Tembalang | 1,64 | 1,61 | 1.72 | 1.67 |
| 4 | Banyumanik | 1,34 | 2,27 | 1.35 | 2.5 |
| 5 | Candisari | - | - | - | - |
| 6 | Gayamsari | 1,68 | 2,69 | 1.54 | 1.24 |
| 7 | Genuk | 1,45 | 1,83 | 1.69 | 1.17 |
| 8 | Pedurungan | 1,88 | 2,00 | 1.43 | 1,3 |
| 9 | Gajah Mungkur | - | - | - | - |
| 10 | Ngaliyan | 0,56 | 2,33 | 1.39 | 1.86 |
| 11 | Tugu | 1,67 | 1,83 | 1.4 | - |
| 12 | Smg Barat | 1,00 | 0,25 | - | - |
| 13 | Smg Timur | - | - | - | - |
| 14 | Smg Tengah | - | - | - | - |
| 15 | Smg Utara | - | 2,00 | 1 | - |
| 16 | Smg Selatan | - | - | - | - |

Service per conception (S/C) adalah jumlah pelayanan inseminasi yang dibutuhkan oleh seekor sapi betina sampai terjadinya kebuntingan.

**Tabel 263. Realisasi Kelahiran Hasil Inseminasi Buatan (IB) di Kota Semarang
Tahun 2018 - 2021**

| No | Kecamatan | Jumlah Kelahiran (ekor) | | | | | | | | |
|---------------|---------------|-------------------------|------------|------------|------------|------------|--------------|------------|------------|------------|
| | | 2019 | | | 2020 | | | 2021 | | |
| | | Jantan | Betina | Jumlah | Jantan | Betina | Jumlah | Jantan | Betina | Jumlah |
| 1 | Mijen | 58 | 76 | 134 | 127 | 106 | 233 | 70 | 52 | 122 |
| 2 | Gunungpati | 197 | 213 | 410 | 363 | 317 | 680 | 211 | 202 | 413 |
| 3 | Tembalang | 55 | 45 | 100 | 62 | 48 | 110 | 50 | 59 | 109 |
| 4 | Banyumanik | 20 | 22 | 42 | 30 | 35 | 65 | 24 | 34 | 58 |
| 5 | Candisari | - | - | - | - | - | - | - | - | - |
| 6 | Gayamsari | 6 | 15 | 21 | 10 | 7 | 17 | 6 | 18 | 24 |
| 7 | Genuk | 15 | 17 | 32 | 14 | 8 | 22 | 16 | 21 | 37 |
| 8 | Pedurungan | 2 | 3 | 5 | 5 | 7 | 12 | 14 | 8 | 22 |
| 9 | Gajah Mungkur | - | - | - | - | - | - | - | - | - |
| 10 | Ngaliyan | 17 | 15 | 32 | 31 | 34 | 65 | 26 | 25 | 51 |
| 11 | Tugu | 2 | - | 2 | 10 | 6 | 16 | - | - | - |
| 12 | Smg Barat | 1 | - | 1 | 3 | 1 | 4 | - | - | - |
| 13 | Smg Timur | - | - | - | - | - | - | - | - | - |
| 14 | Smg Tengah | - | - | - | - | - | - | - | - | - |
| 15 | Smg Utara | - | - | - | 1 | 2 | 3 | - | 1 | 1 |
| 16 | Smg Selatan | - | - | - | - | - | - | - | - | - |
| Jumlah | | 373 | 406 | 779 | 656 | 571 | 1.227 | 417 | 420 | 837 |

Tabel 264. Jumlah Kasus Penyakit Menular Hewan Yang Ditemukan Di Kota Semarang Tahun 2021

| No | Jenis penyakit menular hewan | Lokasi | | Jumlah (kasus) |
|----|------------------------------|---------------|------------------|----------------|
| | | Kelurahan | Kecamatan | |
| 1 | Brucellosis | Jatirejo | Gunungpati | 1 |
| 2 | Avian Influenza | Cepoko | Gunungpati | 1 |
| | | Patemon | Gunungpati | 1 |
| | | Pasar Kubro | Genuk | 5 |
| | | Kemijen | Semarang Timur | 5 |
| | | Karimata | Semarang Selatan | 2 |
| | | RPU Penggaron | Pedurungan | 9 |

Tabel 265. Data Pelaku Usaha Yang Mendapat Rekomendasi Penjaminan Bahan Asal Hewan / BAH (Sertifikat Nomor Kontrol Veteriner / NKV) Di Kota Semarang Yang Diterbitkan Tahun 2021

| No | Bulan | Pelaku Usaha | Jenis Rekomendasi |
|-----|-----------|---|-------------------|
| 1. | Januari | CV. Samudra Arta | Rekomendasi NKV |
| | | PT. Jakarta Sereal | Rekomendasi NKV |
| | | PT. So Good Food | Rekomendasi NKV |
| | | CV. Semarang Boga Utama | Rekomendasi NKV |
| 2. | Februari | PT. Taman Satwa Semarang | Rekomendasi BAH |
| | | PT. Pangan Satwa Indonesia | Rekomendasi NKV |
| 3. | Maret | PT. Agro Boga Utama | Rekomendasi BAH |
| | | PT. Supra Boga Lestari (Farmers Market Tentrem) | Rekomendasi NKV |
| 4. | April | PT. Lion Super Indo | Rekomendasi BAH |
| | | PT. Semarang Kulina Utama | Rekomendasi NKV |
| 5. | Mei | PT. Prima Food | Rekomendasi NKV |
| 6. | Juni | CV. Barokah Jaya Semarang | Rekomendasi NKV |
| | | PT. Widyaprastuti | Rekomendasi BAH |
| 7. | Juli | Pangan Satwa lestari | Rekomendasi NKV |
| | | PT. Rekso Nasional Food (McD ADA Swalayan) | Rekomendasi BAH |
| | | PT. Agro Boga Utama | Rekomendasi NKV |
| 8. | Agustus | CV. Koronka Nusantara | Rekomendasi NKV |
| | | PT. INAX INTERNATIONAL | Rekomendasi NKV |
| | | PT. Rekso Nasional Food (McD Citraland) | Rekomendasi BAH |
| | | PT. Rekso Nasional Food (Java Supermall) | Rekomendasi BAH |
| | | PT. Rekso Nasional Food (McD Majapahit) | Rekomendasi BAH |
| 9. | September | CV. Cipta Pelangi | Rekomendasi NKV |
| | | Heimon Anugrah Pangan | Rekomendasi NKV |
| | | PT. Perfect Companion Indonesia | Rekomendasi NKV |
| | | UD. WITIGNA PANGAN SEJAHTERA | Rekomendasi NKV |
| | | Lilies Enggal Rahayu | Rekomendasi BAH |
| 10. | Oktober | PT. INDOMINA CIPTA AGUNG | Rekomendasi NKV |
| | | NATURE FARM | Rekomendasi NKV |
| | | CV. Rio Motor and Nature | Rekomendasi BAH |
| | | Ulil Albab | Rekomendasi BAH |
| 11. | November | PT. PRIMA FRESHMART GAJAH RAYA | Rekomendasi NKV |
| | | PT. PRIMA FRESHMART GAJAH RAYA | Rekomendasi NKV |
| | | PT. LION SUPERINDO | Rekomendasi NKV |
| | | PT. Loka Jaya Boga | Rekomendasi NKV |
| | | PT. PRIMA FRESHMART GAJAH RAYA | Rekomendasi NKV |
| 12. | Desember | Nature Farm | Rekomendasi NKV |
| | | CV. ARTHA RAYA MANDIRI | Rekomendasi NKV |
| | | CV. Tri Jaya Utama | Rekomendasi NKV |

Tabel 266. Jumlah Surat Keterangan Kesehatan Hewan (SKHH) yang diterbitkan Tahun 2018 - 2021

| No | Bulan | Jumlah SKHH (buah), Tahun | | | |
|---------------|-----------|---------------------------|--------------|--------------|--------------|
| | | 2018 | 2019 | 2020 | 2021 |
| 1 | Januari | 1.046 | 1.007 | 978 | 472 |
| 2 | Februari | 919 | 896 | 784 | 327 |
| 3 | Maret | 967 | 879 | 791 | 381 |
| 4 | April | 957 | 840 | 421 | 336 |
| 5 | Mei | 992 | 909 | 261 | 276 |
| 6 | Juni | 549 | 497 | 534 | 453 |
| 7 | Juli | 797 | 820 | 729 | 457 |
| 8 | Agustus | 952 | 821 | 598 | 465 |
| 9 | September | 958 | 873 | 606 | 472 |
| 10 | Oktober | 967 | 1,020 | 622 | 410 |
| 11 | November | 977 | 887 | 552 | 360 |
| 12 | Desember | 868 | 484 | 597 | 436 |
| Jumlah | | 10.949 | 9.933 | 7.473 | 4.845 |

Tabel 267. Jenis Dan Jumlah Hewan Yang Dikirim Berdasarkan SKKH Tahun 2021

| No | JENIS HEWAN | BULAN | | | | | | | | | | | | JUMLAH |
|----|-----------------------------------|-------|-----|-----|-------|--------|-------|-------|--------|-------|-------|--------|---------|---------|
| | | Jan | Feb | Mar | Apr | May | Jun | Jul | Aug | Sep | Oct | Nov | De c | |
| 1 | Ayam/Kalkun | 17 | 10 | 62 | 8.327 | 11.153 | 9.828 | 8.242 | 83.161 | 237 | 8.303 | 10.203 | 8.221 | 147.764 |
| 2 | Burung | | | | 467 | 529 | 890 | 919 | 867 | 1.026 | 833 | 705 | 772 | 7.008 |
| 3 | Ular | | | 1 | 3 | 8 | | 3 | | 1 | | 1 | 1 | 18 |
| 4 | Ulat Sutra | 14 | | 25 | | | | | | | | | | 39 |
| 5 | Biawak | 5 | | 4 | 1 | | | | | | | | | 10 |
| 6 | Iguana | 10 | 98 | 114 | 3 | | | | | 8 | | | 15 | 248 |
| 7 | Tokek | 5 | | | | | | | | | | | | 5 |
| 8 | Kadal/ Lizard/Bd/ Lg/ Sg/ Tegu | | | | 7 | 4 | 3 | 1 | 2 | 6 | | | 13 | 36 |
| 9 | Kelinci | | | | | 10 | | | 1 | | | | | 11 |
| 10 | Mencit/Tikus Putih | | | 210 | | | | | | | | | | 210 |
| 11 | Hamster | | | | | | | | | | | | | - |
| 12 | Kalkun | | | | | | | | | | | | | - |
| 13 | Landak Mini | | | | 2 | | | | | | | | | 2 |
| 14 | Musang | 1 | | 3 | | | | 2 | | | | | | 6 |
| 15 | Tupai Terbang | | | | | | | 8 | | | | | | 8 |
| 16 | Kucing | 2 | | | 3 | | 1 | | 2 | 5 | 1 | | 2 | 16 |
| 17 | Anjing | | | 1 | 1 | | 1 | | | | | 2 | | 5 |
| 18 | Kambing | | | | | | | 10 | 26 | 72 | 17 | | | 125 |
| 19 | Sapi | 1 | 1 | 16 | | | | 77 | | | 30 | | | 125 |
| 20 | Domba | 41 | 29 | 72 | | | | | | 10 | | | | 152 |
| 21 | Unggas Lain | | | | 12 | | | 1 | | | 2 | | | 15 |
| 22 | Kura-Kura | | | | 29 | 5 | 24 | 111 | 57 | 34 | 75 | 24 | | 359 |
| 23 | Rusa | | | | 2 | 2 | 2 | | | | | | 2 | 8 |
| 24 | Marmut | | | | | | 7 | | | | | | | 7 |
| 25 | Tarantula | | | | 76 | | | | | | | | | 76 |

Tabel 268. Jumlah Surat Keterangan Kesehatan Daging/SKKD yang diterbitkan Tahun 2018 - 2021

| No | Bulan | Jumlah SKKD (surat), Tahun | | | |
|---------------|-----------|----------------------------|--------------|------------|------------|
| | | 2018 | 2019 | 2020 | 2021 |
| 1 | Januari | 124 | 190 | 54 | 18 |
| 2 | Februari | 140 | 99 | 52 | 50 |
| 3 | Maret | 229 | 91 | 69 | 42 |
| 4 | April | 223 | 86 | 70 | 44 |
| 5 | Mei | 234 | 82 | 36 | 39 |
| 6 | Juni | 125 | 45 | 19 | 48 |
| 7 | Juli | 192 | 92 | 52 | 34 |
| 8 | Agustus | 186 | 89 | 50 | 49 |
| 9 | September | 168 | 74 | 61 | 54 |
| 10 | Oktober | 206 | 76 | 36 | 51 |
| 11 | November | 205 | 71 | 34 | 48 |
| 12 | Desember | 173 | 30 | 38 | 53 |
| Jumlah | | 2.205 | 1.025 | 571 | 530 |

Tabel 269. Jenis dan Jumlah Komoditas yang dikirim berdasarkan SKKD yang diterbitkan Tahun 2021

| No | Bulan | Jenis dan Jumlah Komoditas | | | | |
|---------------|-----------|----------------------------|------------------------|---------------------|------------------------|---------------------|
| | | Telur Ayam (butir) | Ayam Broiler (ekor) | Daging Babi (kg) | Daging Kambing (kg) | Burung dara (kg) |
| 1 | Januari | 27.000 | - | - | 945 | - |
| 2 | Februari | 22.500 | 4.000 | 3.570 | 1.175 | - |
| 3 | Maret | 17.000 | 6.000 | 5.950 | 1.081 | - |
| 4 | April | 11.000 | 8.000 | 3.570 | 2.085 | - |
| 5 | Mei | 12.000 | - | 4.760 | 705 | - |
| 6 | Juni | - | 10.000 | 5.950 | 1.210 | - |
| 7 | Juli | 8.500 | - | 3.570 | 576 | 39 |
| 8 | Agustus | 3.000 | 8.000 | 5.950 | 765 | - |
| 9 | September | 8.000 | - | 4.760 | 2.515 | 39 |
| 10 | Oktober | 16.600 | | 4.760 | 1.060 | - |
| 11 | November | 11.000 | 10.000 | 5.950 | 1033 | 39 |
| 12 | Desember | 25.000 | 8.000 | 4.760 | 1.684 | - |
| Jumlah | | 161.600 | 54.000 | 53.550 | 14.834 | 117 |

Tabel 270. Data Dokter Hewan Praktek Dan Tempat Pelayanan Jasa Veteriner Tahun 2021

| NO | NAMA/JENIS USAHA | ALAMAT |
|-----------|---|--|
| 1 | Vet Care, Praktek Dokter Hewan : Drh. Yusufkriyya Rachima | Jl. Bintoro Raya No 27 |
| 2 | Klinik Hewan Sahabat | Jl. Gemah Permai Raya No 3 Sendangguwo |
| 3 | Petkita | Jl. Ketileng Raya No A 23 (Ruko PSIS) 024 6715 289 |
| 4 | Chaavy Petshop | Ruko Graha Wahid No 3B Jl. Kedungmundu Raya |
| 5 | Vandro Pet House & Care | Jl. Ratu Ratih IV No.44, Tlogosari Kulon, Kec. Pedurungan |
| 6 | pow-pow pet care | ruko banaran raya no 4H sekaran gunung pati kota semarang |
| 7 | pow-pow pet care | jl abdulrahman shaleh no 199H semarang barat kota semarang |
| 8 | Exo pet care | jl raya ngaliyan depan halte LP kedung pane ngaliyan semarang |
| 9 | Klinik Kasih satwa | Jl. Mintojiwo Raya , Gisikdrono |
| 10 | Klinik Griya Satwa Lestari | Jl. Kumudasmoro Utara No 17, Bongsari |
| 11 | House of Pet | Jl. Dworowati 1 No.25 B 419, Krobokan |
| 12 | Petzone | Jl. Ngesrep Timur V/105 B |
| 13 | Hop Skip Jump Pet Store | Jl. Brigjen Sudiarto No 411 |
| 14 | Klinik Hewan drh. Haryadi Nugroho | Jl. Klapa Sawit No B 84 Plamongansari |
| 15 | Pet Star Clinic | Jalan Wr. Supratman no 56A, Ngemplak Simongan, Semarang Barat |
| 16 | Klinik Hewan drh. Hutamadi | Jl. Alteri Soekarno-Hatta RT 5/II Palebon |
| 17 | Praktik drh. Samsidi | Jl. Purwoyoso Tengah RT 07, RW 12 Kel. Purwoyoso, Kec. Ngaliyan |
| 18 | Klinik Hewan Dinas Peternakan dan Kesehatan Hewan Prov Jateng | Jl. Brigjen Sudiarto No. 134 |
| 19 | Klinik Hewan Dinas Pertanian Kota Semarang | Jl. Slamet Riyadi No. 4b |
| 20 | Praktik mandiri drh. Tupon | Jl. Kagok No 4 Wonotingal |
| 21 | Happy Pet | Jl. Menoreh TengahVII No 15, Sampangan |
| 22 | Klinik Hewan dan pet Shop Cinta Satwa Medika | Jl. Gajah Raya No 88 Blok I Ruko Permata Plaza, Siwalan |
| 23 | Chrystal Pet Clinic | Jl. Tanah Mas Raya No.9A, Panggung Lor |
| 24 | Promies | Jl. Seteran Utara III/ No.02 |

Lanjutan Tabel 270...

| | | |
|----|-----------------------------------|---|
| 25 | Bingo Pet | Jl. Ngaliyan Raya No 10 a, Semarang |
| 26 | Klinik Hewan Meranti | Jl. Meranti Banyumanik |
| 27 | Ruang Satwa Petcare | Cakrawala barat VI/8 |
| 28 | Praktik mandiri drh. Sonya | graha taman bunga blok AA 2 no 9.kedung pani.mijen |
| 29 | Animal Center | Jl. Imam Bonjol No.184, Sekayu |
| 30 | PRAKTIK DRH ALI MCH | Jl. Bukit Watuwila II Blok 6V No. 18-19 Permata Puri |
| 31 | Aruna Pet Care | Villa P4A Blok A1 No.6, Pudukpayung |
| 32 | Soulmate Vet | Jalan Supriyadi no. 296 |
| 33 | Kodil Pet Care | JL. Soekarno Hatta no 8, Tlogosari |
| 34 | Q-TY Pet Care Semarang | jl. Kelapa Sawit VIII no B84 Plamongan Indah |
| 35 | Kochibon Pet store and veterinary | jl. Tusam Timur no. 36 |

Tabel 271. Animal Feed Manufacturer, Poultry Equipment and Supplies, Poultry Dealer, dan Poultry Retail di Kota Semarang Tahun 2021

| No. | Nama | Alamat | Jenis Produksi |
|-----|---------------------------------------|---|--------------------------------|
| 1 | PT Charoen Pokphand Indonesia Tbk. | Jl. Semarang – Demak km. 8, Kec. Genuk | Animal Feed Manufacturer |
| 2 | PT Arya Indomonodon Indonesia Tbk. | Jl. Kalikuping | Animal Feed Manufacturer |
| 3 | PT Agrosari Farm | Jl Terboyo Industri X/5 | Poultry Equipment and Supplies |
| 4 | PT Gema Usaha Ternak | Jl. Puri Anjasmoro BI EE-2/24 | Poultry Equipment and Supplies |
| 5 | PT Chick Farm | Jl. Perum Semarang Indah Blok BI D-11/12 | Poultry Equipment and Supplies |
| 6 | UD Indah Mustika | Kawasan Industri Candi BI VI/15-17 | Poultry Equipment and Supplies |
| 7 | Bamboo Poultry | Jl. Kumpul Maksom 189 | Poultry Dealer |
| 8 | Eka Poultry | Jl. Imam Bonjol 188B | Poultry Dealer |
| 9 | CV Cemerlang Unggas Lestari | Komplek Puri Anjasmoro BI EE- 2/24 | Poultry Dealer |
| 10 | CV. Barokah Jaya | Jl. Kinibalu Barat 30 | Poultry Dealer |
| 11 | UD. CJDW | Jl. Peterongan Tengah 33B | R P A |
| 12 | IPA Poultry Shop | Pasar Burung Karimata | Poultry Retail |
| 13 | Abdullah Farm | Jl. Raya Kedungmundu 57 | Poultry Retail |
| 14 | Unggas Jaya Farm | Jl. Medoho I/17B | Poultry Retail |
| 15 | Eterna Pakan Unggas | Jl. Industri I/88 | Poultry Retail |
| 16 | Chicken Top | Jl. Raya Kedungmundu 35 | Poultry Retail |
| 17 | Dwisata | Jl. Bendungan 1082 | R P A & Meat Shop |
| 18 | PT. Widya Prastuti | Jl. Kr. Rejo Raya No. 54B RT 3/7 Sronдол Wetan | Poultry Retail |
| 19 | PT. Cargill Indonesia | Jl. Walisongo Km 9,6 Semarang | Animal Feed Manufacturer |
| 20 | Al Barokah Food PT. Esta Indonesia | Jl. Wonosari RT 1/9, Ngaliyan Jl. Terboyo Industri II/2, Terboyo Megah Industri | R P A |
| 21 | Bit Citra Agape (semula UD. Paradiso) | Jl. Setiabudi No. 127 Semarang | Perusahaan sarang burung walet |
| 22 | Farhana/Imron | Jl. Penggaron Raya 49 Pedurungan | Poultry Retail |
| 23 | Agus | Jl. Tentara Pelajar, Mrican | Poultry Retail |
| 24 | PT. Scents Image | Jl. Karangrejo Tengah II No. 16 | Poultry Retail |
| 25 | PT. Havindo Pakan Optima | Kawasan Industri Candi | Animal Feed Manufacturer |
| 26 | Mitra Boga Pratama | | Animal Feed Manufacturer |

Tabel 272. Distributor Produk Kesehatan Hewan dan Depo Obat Hewan di Kota Semarang Tahun 2021

| NO | NAMA/JENIS USAHA | ALAMAT |
|-----------|---|--|
| 1 | KYT Biru Shop | Jl. Mulawarman No 51 Tembalang |
| 2 | Gunung Rizquna Bird | Jl. Timoho Raya, Bulusan, Tembalang |
| 3 | Salon Hewan, Petshop | Jl. Gemah Permai Raya No 3 Sendangguwo |
| 4 | Majapahit Pet shop, Grooming, Penitipan | Jl. Fatmawati No. 102A |
| 5 | Sambiroto Pets & Co (Angle Petshop) | Jl. Kedung Mundu Raya No 17 F Sambiroto |
| 6 | Pet Kita | Jl. Ketileng Raya No A 23 Sambiroto |
| 7 | Chaavy Pet Shop | Ruko Graha Wahid No 3B Jl. Kedung Mundu Raya |
| 8 | Galaxy Petshop & Supplier | Jl. Sambiroto Raya 80 A |
| 9 | Kandangku Grooming, Penitipan | Jl. Gedong Raya Mangun Harjo |
| 10 | Pow-Pow Petshop | Jl. Abdurahman Saleh No 33 Kalibanteng Kulon |
| 11 | Kasih Satwa Petshop | Jl. Mintojiwo Raya, Gisikdrono |
| 12 | Poultry Shop | Jl. Gedung Batu Tengah |
| 13 | Griya Satwa Lestari Petshop dan salon | Jl. Kumudasmoro Utara No 17 Bongsari |
| 14 | Petshop | Jl. Anjasmoro Raya RT 2 RW 5, Karangayu |
| 15 | House of Pet | Jl. Dworowati I No.25 B 419, Krobokan |
| 16 | Cita Poultry Shop | Pasar Burung karimata Jl.Krakatau Rejosari |
| 17 | Toko Peralatan Hewan | Pasar Burung karimata Jl.Krakatau Rejosari |
| 18 | Toko Peralatan Hewan | Pasar Burung karimata Jl.Krakatau Rejosari |
| 19 | Toko Peralatan dan Obat Hewan | Pasar Burung karimata Jl.Krakatau Rejosari |
| 20 | Toko Peralatan dan Obat Hewan | Pasar Burung karimata Jl.Krakatau Rejosari |
| 21 | Giras Pet Shop | Pasar Burung karimata Jl.Krakatau Rejosari |
| 22 | Toko Peralatan dan Obat Hewan | Pasar Burung karimata Jl.Krakatau Rejosari |
| 23 | Toko Peralatan Hewan | Pasar Burung karimata Jl.Krakatau Rejosari |
| 24 | Toko Peralatan Hewan | Pasar Burung karimata Jl.Krakatau Rejosari |
| 25 | Toko Peralatan Hewan | Pasar Burung karimata Jl.Krakatau Rejosari |
| 26 | Radit/Toko Peralatan dan Obat Hewan | Pasar Burung karimata Jl.Krakatau Rejosari |
| 27 | Toko Peralatan Hewan | Pasar Burung karimata Jl.Krakatau Rejosari |

Lanjutan Tabel 272....

| | | |
|----|-------------------------------|---|
| 28 | Toko Peralatan Hewan | Pasar Burung karimata Jl.Krakatau Rejosari |
| 29 | Fancy Ekonomi | Pasar Burung karimata Jl.Krakatau Rejosari |
| 30 | Toko Peralatan dan Obat Hewan | Pasar Burung karimata Jl.Krakatau Rejosari |
| 31 | Toko Peralatan Hewan | Pasar Burung karimata Jl.Krakatau Rejosari |
| 32 | Toko Peralatan Hewan | Pasar Burung karimata Jl.Krakatau Rejosari |
| 33 | Toko Peralatan dan Obat Hewan | Pasar Burung karimata Jl.Krakatau Rejosari |
| 34 | Kios wahyu | Pasar Burung karimata Jl.Krakatau Rejosari |
| 35 | Muma Pet Shop | Pasar Burung karimata Jl.Krakatau Rejosari |
| 36 | Izan Petshop | Purwosari Raya, Rejosari |
| 37 | Ciproet PetShop | Purwosari Raya, Rejosari |
| 38 | Henny Voni Princess Young | Jl. Manisharjo Raya No. 47, Rejomulyo |
| 39 | CV Karunia Jaya | Getas RT 01 RW 05 |
| 40 | Sumber Waras | Ngrembel RT 2/VIII, GunungPati |
| 41 | Anggrek Pet Shop | Jl. Anggrek 1/II |
| 42 | MM Cat Gallery | Jl. Gajah Mada 178 |
| 43 | Golden Petshop | Jl. Karanganyar No 57 Brumbungan |
| 44 | Inov Petshop | Matahari Mall karang kidul |
| 45 | The Best of Aquarium | Jl. Imam Bonjol No. 74 |
| 46 | Pet Shop Kochi | Jl. Imam Bonjol |
| 47 | Petzone | Jl. Ngesrep Timur V/105 B |
| 48 | Toko Pakan Ternak Rasamra | Los Pasar Jati Banyumanik |
| 49 | Jatisari Pet Shop | Ruko Jatisari Indah III Blok C No. 11 |
| 50 | Triple-X | Jl. RM. Hadi Soebeno |
| 51 | Bamboo Poultry | Jl. Kopol Maksum 187 Peterongan |
| 52 | Bangun | Jl. Basudewo, Bulustalan |
| 53 | Rini | Jl. Basudewo, Bulustalan |
| 54 | Fajri | Jl. Basudewo, Bulustalan |
| 55 | Geha Pet Shop | Jl. Lamper Tengah Raya 429, Kel. Lamper Lor |
| 56 | Galaksi Petshop | Jl. Fatmawati No 53 Gemah |
| 57 | Hup Skip Jump | Jl. Brigjen Sudiarto No 411 Gemah |
| 58 | Barokah Petshop | jl. Alteri Soekarno-Hatta RT 5/II Palebon |
| 59 | Pet Shop | jl. Alteri Soekarno-Hatta 8 Tlogosari Kulon |
| 60 | Catur Palapa | Jl. Gayamsari 2 RT 3/VII No 7 |
| 61 | Ciproet Petshop | Jl. Gajah Raya |
| 62 | Kios Pakan Burung Semar | Jl. Gajah Raya |
| 63 | Kios Maharani | Jl. Kaligawe Raya 93 |
| 64 | Dwik | Jl. Sawah Besar |
| 65 | Kios Aan | Jl. Sawah Besar |
| 66 | Dewi Fortuna | Jl. Gajah Raya |

Lanjutan Tabel 272....

| | | |
|-----|-----------------------------------|--|
| 67 | PetShop Milli | Jl. Jolotundo Raya No. 10 Sambirejo |
| 68 | Toko Semar | Jl. Gajah RT 3/II Sambirejo |
| 69 | Yusuf | Jl. Gajah Raya, sambirejo |
| 70 | Pet Paradise | Jl. Dr Wahidin 68 F Jatingaleh |
| 71 | Evy Pet Shop Brother | Jl. Kelud Raya No. 6 |
| 72 | Toko Pakan Burung Syavivar Family | Jl. Menoreh Raya No. 22 |
| 73 | Happy Pet (Pet shop) | Jl. Menoreh TengahVII No 15, Sampangan |
| 74 | Kios Pakan Burung | Jl. Papandayan |
| 75 | Ana Poultry | Jl. Papandayan No 99 |
| 76 | Toko Pakan Burung | RT 01/V, Karangrejo |
| 77 | Toko Pakan Santoso | Jl. Pawiyatan Luhur |
| 78 | Yani / Evan Pet Shop | Jl. Sembungharjo Raya No 12 |
| 79 | Central Aquatic | Jl. Raya Sembungharjo-Kudu |
| 80 | Kencana FJ Pets | Jl. Sedayu Tugu Sembungharjo RT 01/IV |
| 81 | Henny Princess Grooming | Jl. Roda Mas IV/12 |
| 82 | Catdog Pet Shop | Ruko Tanah Mas Jl. Hasanudin No 17 C |
| 83 | Galaxy Pet Shop | Jl. Hasanudin No A 59 Panggung Lor |
| 84 | Evi Pet Shop | Jl. Cumi-cumi Raya No 38 Bandarharjo |
| 85 | Toko Suryo | Jl. Lodan Raya No 14 |
| 86 | Purbayu | Jl. Bandarharjo Raya 07 |
| 87 | Andrian Shop | Jl. Udowo Timur I/2 |
| 88 | Toko Suryo | Jl. Brotojoyo VI/36 Plombokan |
| 89 | Pet Lover Grooming | Jl. Anggraini V/22 Bulu Lor |
| 90 | Edhy Pet Shop | Jl. Tamba Dalam II |
| 91 | Deni Pet Store | Jl. Petek RT 04/16 |
| 92 | Indra Shop | Jl. Tawang Sari Raya No 126 |
| 93 | Nanang Putra Toko | Jl. Basudewa 12 Purwosari |
| 94 | Eka Poultry Shop | Jl. Imam Bonjol No 188 B Purwosari |
| 95 | Pet Go | Jl. Ngesrep Timur V, Sumurboto, Banyumanik |
| 96 | Pet Go | Jl. MH Thamrin No 27B-B, Miroto, Semarang Tengah |
| 97 | Pet Go | Jl. Abdulrahman Saleh, Manyaran, Semarang Barat |
| 98 | Galaxy Bird shop | Jl. Candi Penataran Raya Ruko No 5, Bambankerep, Ngaliyan |
| 99 | Alpha's Poultry Shop | Jl. Simongan Raya No 379, Gedungbatu, Manyaran, Smg. Barat |
| 100 | Victory Pet Shop | Ruko Jl. Prof Hamka No. 90, taman, Ngaliyan |
| 101 | Jubille Petshop Ngaliyan | Jl. Prof Dr Hamka 21 A, Purwoyoso, Ngaliyan |

Lanjutan Tabel 272....

| | | |
|-----|--------------------------------|---|
| 102 | Bingo Klinik Hewan dan Petshop | Jl. Ngaliyan Raya No 10A, Purwoyoso, Ngaliyan |
| 103 | Cika Petshop | Jl. Raya Ngaliyan No 55, Ngaliyan |

Tabel 273. Data Pet Shop di Kota Semarang Tahun 2021

| NO | NAMA/JENIS USAHA | ALAMAT | PENANGGUNG JAWAB |
|-----------|--|---|--------------------------------|
| 1 | KYT Biru Shop | Jl. Mulawarman No 51 Tembalang | Sodiq |
| 2 | Gunung Rizquna Bird | Jl. Timoho Raya, Bulusan, Tembalang | Muslimin |
| 3 | Salon Hewan, Petshop | Jl. Gemah Permai Raya No 3 Sendangguwo | drh. Dyah Sekar |
| 4 | Majapahit Pet shop, Grooming, Penitipan | Jl. Fatmawati No. 102A | Heny |
| 5 | Sambiroto Pets & Co (Angle Petshop) | Jl. Kedung Mundu Raya No 17 F Sambiroto | Yeni |
| 6 | Pet Kita | Jl. Ketileng Raya No A 23 Sambiroto | drh. Bambang Himawan |
| 7 | Chaavy Pet Shop | Ruko Graha Wahid No 3B Jl. Kedung Mundu Raya | Adi |
| 8 | Galaxy Petshop & Supplier | Jl. Sambiroto Raya 80 A | Andri |
| 9 | Kandangku Grooming, Penitipan | Jl. Gedong Raya Mangun Harjo | drh. Sayekti Wahyu Pawestri |
| 10 | Pow-Pow Petshop | Jl. Abdurahman Saleh No 33 Kalibanteng Kulon | |
| 11 | Kasih Satwa Petshop | Jl. Mintojiwo Raya, Gisikdrono | drh. Wiwin |
| 12 | Poultry Shop | Jl. Gedung Batu Tengah | Andreas |
| 13 | Griya Satwa Lestari Petshop dan salon | Jl. Kumudasmoro Utara No 17 Bongsari | drh. Th. Anna Ekawati |
| 14 | Petshop | Jl. Anjasmoro Raya RT 2 RW 5, Karangayu | Wahyu |
| 15 | House of Pet | Jl. Dworowati I No.25 B 419, Krobokan | drh. Nico Setiawan |
| 16 | Cita Poultry Shop | Pasar Burung karimata Jl. Krakatau Rejosari | Musita |
| 17 | Toko Peralatan Hewan | Pasar Burung karimata Jl. Krakatau Rejosari | Magdalena, Peter Suhastuti |
| 18 | Toko Peralatan Hewan | Pasar Burung karimata Jl. Krakatau Rejosari | Sri Prihatin |

Lanjutan Tabel 273....

| | | | |
|----|-------------------------------------|---|------------------|
| 19 | Toko Peralatan dan Obat Hewan | Pasar Burung karimata Jl.Krakatau Rejosari | Oliv |
| 20 | Toko Peralatan dan Obat Hewan | Pasar Burung karimata Jl.Krakatau Rejosari | Lasiyo |
| 21 | Giras Pet Shop | Pasar Burung karimata Jl.Krakatau Rejosari | Lasiyo |
| 22 | Toko Peralatan dan Obat Hewan | Pasar Burung karimata Jl.Krakatau Rejosari | Ang Djio Tjay |
| 23 | Toko Peralatan Hewan | Pasar Burung karimata Jl.Krakatau Rejosari | Pardi |
| 24 | Toko Peralatan Hewan | Pasar Burung karimata Jl.Krakatau Rejosari | Eko |
| 25 | Toko Peralatan Hewan | Pasar Burung karimata Jl.Krakatau Rejosari | Lasiyo |
| 26 | Radit/Toko Peralatan dan Obat Hewan | Pasar Burung karimata Jl.Krakatau Rejosari | Wiwik |
| 27 | Toko Peralatan Hewan | Pasar Burung karimata Jl.Krakatau Rejosari | Sumarsono |
| 28 | Toko Peralatan Hewan | Pasar Burung karimata Jl.Krakatau Rejosari | Arif |
| 29 | Fancy Ekonomi | Pasar Burung karimata Jl.Krakatau Rejosari | Ainur Rofik |
| 30 | Toko Peralatan dan Obat Hewan | Pasar Burung karimata Jl.Krakatau Rejosari | Sundari |
| 31 | Toko Peralatan Hewan | Pasar Burung karimata Jl.Krakatau Rejosari | Sugeng |
| 32 | Toko Peralatan Hewan | Pasar Burung karimata Jl.Krakatau Rejosari | D. Marwan Munadi |
| 33 | Toko Peralatan dan Obat Hewan | Pasar Burung karimata Jl.Krakatau Rejosari | Redi |

Lanjutan Tabel 273....

| | | | |
|----|------------------------------|--|--------------------|
| 34 | Kios wahyu | Pasar Burung karimata Jl.Krakatau Rejosari | Haryanti |
| 35 | Muma Pet Shop | Pasar Burung karimata Jl.Krakatau Rejosari | Murtado Makmur |
| 36 | Izan Petshop | Purwosari Raya, Rejosari | Ayek |
| 37 | Ciproet PetShop | Purwosari Raya, Rejosari | Adi Muchtar Pucung |
| 38 | Henny Voni Princess Young | Jl. Manisharjo Raya No. 47, Rejomulyo | Henny |
| 39 | CV Karunia Jaya | Getas RT 01 RW 05 | Kurniawan |
| 40 | Sumber Waras | Ngrembel RT 2/VIII, GunungPati | Harmanik |
| 41 | Anggrek Pet Shop | Jl. Anggrek 1/II | Luki |
| 42 | MM Cat Gallery | Jl. Gajah Mada 178 | Adhi |
| 43 | Golden Petshop | Jl. Karanganyar No 57 Brumbungan | Einstein |
| 44 | Inov Petshop | Matahari Mall karang kidul | Inov |
| 45 | The Best of Aquarium | Jl. Imam Bonjol No. 74 | Fitri |
| 46 | Pet Shop Kochi | Jl. Imam Bonjol | Nina |
| 47 | Petzone | Jl. Ngesrep Timur V/105 B | drh. Sayekti WP |
| 48 | Toko Pakan Ternak Rasamra | Los Pasar Jati Banyumanik | Ana |
| 49 | Jatisari Pet Shop | Ruko Jatisari Indah III Blok C No. 11 | Tito |
| 50 | Triple-X | Jl. RM. Hadi Soebeno | Suroto |
| 51 | Bamboo Poultry | Jl. Kopol Maksum 187 Peterongan | Bunawen |
| 52 | Bangun | Jl. Basudewo, Bulustalan | Bangun |
| 53 | Rini | Jl. Basudewo, Bulustalan | Purwanto |
| 54 | Fajri | Jl. Basudewo, Bulustalan | Fajri |
| 55 | Geha Pet Shop | Jl. Lamper Tengah Raya 429, Kel. Lamper Lor | Rino |
| 56 | Galaksi Petshop | Jl. Fatmawati No 53 Gemah | Vera |
| 57 | Hup Skip Jump | Jl. Brigjen Sudiarto No 411 Gemah | Gagak Subroto |

Lanjutan Tabel 273....

| | | | |
|----|-----------------------------------|---|----------------------|
| 58 | Barokah Petshop | jl. Alteri Soekarno-Hatta RT 5/II Palebon | drh Hutamadi |
| 59 | Pet Shop | jl. Alteri Soekarno-Hatta 8 Tlogosari Kulon | drh. Bambang |
| 60 | Catur Palapa | Jl. Gayamsari 2 RT 3/VII No 7 | Catur |
| 61 | Ciproet Petshop | Jl. Gajah Raya | Satrio Wibowo |
| 62 | Kios Pakan Burung Semar | Jl. Gajah Raya | Sutaji |
| 63 | Kios Maharani | Jl. Kaligawe Raya 93 | Dani |
| 64 | Dwik | Jl. Sawah Besar | Dwi |
| 65 | Kios Aan | Jl. Sawah Besar | Aan |
| 66 | Dewi Fortuna | Jl. Gajah Raya | Dewi |
| 67 | PetShop Milli | Jl. Jolotundo Raya No. 10 Sambirejo | Rina |
| 68 | Toko Semar | Jl. Gajah RT 3/II Sambirejo | Sutaji |
| 69 | Yusuf | Jl. Gajah Raya, sambirejo | Yusuf |
| 70 | Pet Paradise | Jl. Dr Wahidin 68 F Jatingaleh | |
| 71 | Evy Pet Shop Brother | Jl. Kelud Raya No. 6 | Ana |
| 72 | Toko Pakan Burung Syavivar Family | Jl. Menoreh Raya No. 22 | |
| 73 | Happy Pet (Pet shop) | Jl. Menoreh TengahVII No 15, Sampangan | drh. Anita Sukartini |
| 74 | Kios Pakan Burung | Jl. Papandayan | Yeni |
| 75 | Ana Poultry | Jl. Papandayan No 99 | Tatak |
| 76 | Toko Pakan Burung | RT 01/V, Karangrejo | Hari |
| 77 | Toko Pakan Santoso | Jl. Pawiyatan Luhur | Santoso |
| 78 | Yani / Evan Pet Shop | Jl. Sembungharjo Raya No 12 | Yani |
| 79 | Central Aquatic | Jl. Raya Sembungharjo-Kudu | Heppy Hendro |
| 80 | Kencana FJ Pets | Jl. Sedayu Tugu Sembungharjo RT 01/IV | Muhammad Diqron |
| 81 | Henny Princess Grooming | Jl. Roda Mas IV/12 | Surya |
| 82 | Catdog Pet Shop | Ruko Tanah Mas Jl. Hasanudin No 17 C | Ana |
| 83 | Galaxy Pet Shop | Jl. Hasanudin No A 59 Panggung Lor | Indira |
| 84 | Evi Pet Shop | Jl. Cumi-cumi Raya No 38 Bandarharjo | Erni |

Lanjutan Tabel 273....

| | | | |
|-----|-----------------------------------|--|------------|
| 85 | Toko Suryo | Jl. Lodan Raya No 14 | Ebi |
| 86 | Purbayu | Jl. Bandarharjo Raya 07 | Purba |
| 87 | Andrian Shop | Jl. Udowo Timur I/2 | Andri |
| 88 | Toko Suryo | Jl. Brotojoyo VI/36 Plombokan | Nurma |
| 89 | Pet Lover Grooming | Jl. Anggraini V/22 Bulu Lor | Dianis |
| 90 | Edhy Pet Shop | Jl. Tamba Dalam II | Edhy |
| 91 | Deni Pet Store | Jl. Petek RT 04/16 | Shela |
| 92 | Indra Shop | Jl. Tawang Sari Raya No 126 | Indra |
| 93 | Nanang Putra Toko | Jl. Basudewa 12 Purwosari | Gatot |
| 94 | Eka Poultry Shop | Jl. Imam Bonjol No 188 B Purwosari | Gunawan |
| 95 | Pet Go | Jl. Ngesrep Timur V, Sumurboto, Banyumanik | |
| 96 | Pet Go | Jl. MH Thamrin No 27B-B, Miroto, Semarang Tengah | |
| 97 | Pet Go | Jl. Abdulrahman Saleh, Manyaran, Semarang Barat | |
| 98 | Galaxy Bird shop | Jl. Candi Penataran Raya Ruko No 5, Bambankerep, Ngaliyan | |
| 99 | Alpha's Poultry Shop | Jl. Simongan Raya No 379, Gedungbatu, Manyaran, Smg. Barat | |
| 100 | Victory Pet Shop | Ruko Jl. Prof Hamka No. 90, taman, Ngaliyan | Victor |
| 101 | Jubille Petshop Ngaliyan | Jl. Prof Dr Hamka 21 A, Purwoyoso, Ngaliyan | Candra |
| 102 | Bingo Klinik Hewan dan Petshop | Jl. Ngaliyan Raya No 10A, Purwoyoso, Ngaliyan | drh. Lilis |
| 103 | Cika Petshop | Jl. Raya Ngaliyan No 55, Ngaliyan | Rudi |
| 104 | Khansa Petshop | Jl. Tumpang raya No 100, Bendan Ngisor, Gajahmungkur 50233 | |
| 105 | Rame Poultryshop | Jl. Muradi No. 6 Kalibanteng Kulon, Semarang Barat | |



Tabel 274. Kelompok tani berdasarkan kelas

| No | Kecamatan | Jumlah Petani Anggota Kelompok Tani | Kelas Kemampuan | | | | Jumlah |
|----|------------------|-------------------------------------|-----------------|----|---|---|--------|
| | | | P | L | M | U | |
| 1 | Mijen | 2,049 | 60 | 24 | 3 | 2 | 89 |
| 2 | Gunungpati | 2,132 | 88 | 22 | 3 | 0 | 113 |
| 3 | Banyumanik | 631 | 33 | 16 | 1 | 0 | 50 |
| 4 | Gajahmungkur | 138 | 8 | 3 | 1 | 0 | 12 |
| 5 | Candisari | 251 | 15 | 0 | 0 | 0 | 15 |
| 6 | Tembalang | 1,261 | 46 | 11 | 7 | 0 | 64 |
| 7 | Pedurungan | 299 | 11 | 6 | 0 | 0 | 17 |
| 8 | Genuk | 424 | 20 | 4 | 0 | 0 | 24 |
| 9 | Gayamsari | 185 | 10 | 7 | 0 | 0 | 17 |
| 10 | Semarang Timur | 142 | 8 | 0 | 0 | 0 | 8 |
| 11 | Semarang Barat | 322 | 16 | 1 | 0 | 0 | 17 |
| 12 | Semarang Utara | 207 | 11 | 3 | 1 | 0 | 15 |
| 13 | Semarang Selatan | 347 | 17 | 1 | 0 | 0 | 18 |
| 14 | Semarang Tengah | 124 | 6 | 0 | 0 | 0 | 6 |
| 15 | Tugu | 556 | 19 | 9 | 4 | 0 | 32 |
| 16 | Ngaliyan | 827 | 38 | 8 | 2 | 0 | 48 |

Tabel 275. Kelompok Tani

| No. | Kecamatan | Kelurahan | Nama Kelompok Tani/Kelompok Wanita Tani (KT/KWT) | Alamat Sekretariat | Tahun Berdiri | Total Anggota (Orang) | Jml Anggota Wanita (Orang) | Komoditas Unggulan | Jml Volume / Luas | Kelas Kemampuan |
|-----|-----------------|-----------------|--|------------------------------------|---------------|-----------------------|----------------------------|--------------------------|--------------------|-----------------|
| I | Semarang Tengah | Miroto | KWT. Bina Mandiri | Jl. Batan Timur Raya 12 A | 2012 | 14 | 14 | Anggrek | 50 M ² | P |
| | | Kranggan | KT. Kawista | RT 007 RW II | 2021 | 18 | 15 | Tanaman Hortikultura | 50 M ² | P |
| | | Kembang Sari | KT. Kebon Sari | RW V | 2017 | 15 | 10 | Hortikultura | 50 M ² | P |
| | | Karang Kidul | KT. Apik | Jl. Trengguli III/22 | 2014 | 21 | 21 | Tanaman Sayuran | 50 M ² | P |
| | | Pendrikan Kidul | KT. Srikandi | Jl. Srikandi | 2019 | 34 | 26 | Tan. Sayuran, Toga | 20 M ² | P |
| | | Pendrikan Lor | KT. Abimanyu Hijau Berseri | Abimanyu II No. 13 RT 03/RW III | 2019 | 22 | 15 | Tan. Sayuran, Toga | 50 M ² | P |
| II | Semarang Utara | Bandar Harjo | KWT. Bandarharjo Lestari | Rusunawa Bandarharjo Blok B RW XII | 2018 | 16 | 16 | Tan. Sayuran, Toga, Buah | 70 M ² | L |
| | | | KWT. Indah Laksana | RT 01 RW IV | 2021 | 32 | 32 | Tan. Sayuran, Toga | 300 M ² | P |
| | | Bulu Lor | KWT. Bulu Lor Berseri | Jl. Palgunadi Utara RT 01/RW VI | 2019 | 16 | 14 | Tan. Sayuran, Toga | 500 M ² | L |

| | | | | | | | | | | |
|--|--|--------------|------------------------|---|------|----|----|-------------------------------|--------------------|---|
| | | Plombokan | KWT. Mekar Indah | Jl. Mustokoweni Tengah 4 No. 453 RT 002/ RW III | 2019 | 14 | 12 | Tan. Sayuran, Toga | 300 M ² | P |
| | | Purwosari | KWT. Purwosari | Purwosari Perbalan C/47-A RT 07/ RW VI | 2017 | 20 | 20 | Tanaman Hortik | 600 M ² | M |
| | | Kuningan | KWT. Sekar Wangi | Jl. Tamba Dalam VII RT 07/RW VI | 2019 | 15 | 13 | Tan. Sayuran, Toga, Tan. Buah | 200 M ² | P |
| | | Panggung Lor | KT. Golden Land | Jl. Tambakmas VII RT 7/RWVI | 2019 | 9 | 7 | Tan. Sayuran, Toga | 150 M ² | P |
| | | | KT. Panggung Lor Mulyo | Panggung Lor RT 02/RW IV | 2020 | 25 | 2 | Palawija, Tan. Buah | 8,5 Ha | P |
| | | Tanjung Mas | KWT. Tunas Bahagia | Jl. Kebunharjo RW IX | 2019 | 15 | 15 | Tan. Sayuran, Toga, Tan. Buah | 200 M ² | L |
| | | | KT. Al Firdaus | Tambak Rejo RT 06 RW XVI | 2021 | 30 | 21 | Tan. Sayuran, Toga, Tan. Buah | 600 M ² | P |
| | | Dadapsari | KWT. Mekar Sari | Jl. Petek RT 03 RW VIII | 2019 | 15 | 15 | Tan. Sayuran, Toga | 250 M ² | P |

| | | | | | | | | | | |
|-----|----------------|---------------|--------------------------|---|------|----|----|--|-------------------|---|
| III | Semarang Timur | Kemijen | KT. Kemijen | Jl. Ronggowarsito Kp. Depo Indah RT 04 / RW III | 2019 | 16 | 13 | Tanaman Sayuran | 50 M ² | P |
| | | Rejomulyo | KT. Rejomulyo Makmur | Kp. Margomulyo RT 02/RW VI | 2016 | 15 | 0 | Kambing | 18 Ekor | P |
| | | | KT. Djadoel Idjo | Kp. Batik Tengah RT 04 RW II | 2021 | 20 | 8 | Tan. Sayuran Dan Tan. Ketahanan Pangan | | P |
| | | Mlatibaru | KT. Pesanggrahan Bersemi | Jl. Pesanggrahan I RW III | 2018 | 16 | 15 | Tanaman Sayuran Dan Toga | 75 M ² | P |
| | | Mlatiharjo | KT. Ciliwung Idjo | Jl. Ciliwung V RT 04/RW V | 2019 | 23 | 18 | Tan. Hias, Tan. Sayuran | 30 M ² | P |
| | | Rejosari | KT. Gress | Purwosari III/16 RT 06/ RW VII | 2020 | 22 | 9 | Tan. Sayuran, Tan. Hias | 30 M ² | P |
| | | Karangturi | KWT. Turi Subur | Kp. Slamet RT 01/RW III | 2017 | 20 | 20 | Tanaman Sayuran Hidroponik, Toga | 50 M ² | P |
| | | Karang Tempel | KT. Idjo Sari | Jl. Sumbawa II No. 8 RT 02/RW III | 2016 | 10 | 5 | Tanaman Sayuran | 75 M ² | P |
| | | | | | | | | Buah Tin | | |

| | | | | | | | | | | |
|----|---------------|-------------------|-----------------------|---|------|----|----|--|--------------------|---|
| IV | GAYAMSA RI | Sawah Besar | KWT. Jahe Wangi | Jl. Margosari RT 01/RW VII | 2011 | 15 | 15 | Cabe, TOGA, Tanaman Bunga | 25 M ² | L |
| | | | KT. Khasanah | | 2010 | 15 | 5 | Itik | 1.500 Ekor | L |
| | | | | | | | | Sapi Potong | 2 Ekor | |
| | | | | | | | | Kambing | 10 Ekor | |
| | | | KWT. Pandan Wangi | Jl. Pandansari No. 45 RT 2 RW III | 2019 | 15 | 15 | Tan. Sayuran, Toga | 85 M ² | P |
| | | Sambirejo | KWT. Mawar | Jl. Medoho Selecta No. 15 RT 02 RW V | 2011 | 25 | 25 | Cabe, Tanaman Sayuran | 250 M ² | L |
| | | | KT. Sido Jaya | Jl. Sidorejo RT 01/ RW VII | 2020 | 20 | 10 | Tan. Sayuran, Toga & Tabulampo t | 30 M ² | P |
| | | Siwalan | KT. Kusuma | Jl. Sangrahan RT 06/ RW II | 2020 | 20 | 10 | Tan. Sayuran, Toga & Tabulampo t | 50 M ² | L |
| | | Pandean Lamper | KT. Kelina Pandean | Jl. Kelinci IV No. 462 RT 05/RW III | 2017 | 20 | 10 | Tanaman Sayuran, Hidroponik, Toga | 50 M ² | L |

| | | | | | | | | | | |
|---|-------|---------------|-------------------------|-----------------------------------|------|----|----|--------------------------------------|--------------------|---|
| | | | KT. Kabluk Rukun Makmur | Banteng Raya No. 5 RT 4 RW IV | 2019 | 20 | 10 | Tan. Sayuran, Toga | 500 M ² | P |
| | | Gayamsari | KWT. Bougenville | Jl. Gajah Timur Dalam RT 10/RW IX | 2011 | 15 | 15 | Cabe, TOGA, Tan. Sayuran, Tan. Bunga | 25 M ² | L |
| | | | KT. Dewa Ruci | Jl. Beruang Raya RT 08 RW II | 2018 | 20 | 5 | Tanaman Hortik | 20 M ² | L |
| V | Genuk | Sembung Harjo | KT. Sekar Wangi | Sembungharjo RT 02/RW V | 2010 | 25 | 0 | Tanaman Hortikultura | 3,0 Ha | L |
| | | | | | | | | Kambing | 20 Ekor | |
| | | | KWT. Sembung Rejo | Sembungharjo RT 08/RW VI | 2013 | 20 | 20 | Tan. Sayuran | 210 M ² | P |
| | | Kudu | KT. Kudu Makmur | Kp. Kudu RT 06/RW V | 2003 | 25 | 0 | Pisang, Jagung | 4,5 Ha | L |
| | | | | | | | | Ayam | 2000 Ekor | |
| | | | KWT. Kudu Makmur | Kp. Kudu RT 05/RW V | 2011 | 15 | 15 | Tanaman Sayuran | 0,5 Ha | P |
| | | Karangroto | KT. Berkah Tani | Jl. Karangroto Raya 27 A | 2017 | 30 | 0 | Padi, Palawija, Kambing | 3,5 Ha | P |
| | | Genuksari | KWT. Widuri | Genuksari RT 03/RW V | 2010 | 20 | 20 | Tanaman Sayuran | 350 M ² | P |
| | | Banjar Dowo | KT. Karya Usaha | Jl. Ratan Cilik RT 06/RW II | 1997 | 40 | 0 | Padi, Tan. Sayuran | 34 Ha | L |

| | | | | | | | | | | |
|--|--|-----------------|-------------------------|--|------|----|----|---------------------------|--------------------|---|
| | | | KWT. Melati | Banjardowo RT 01/RW V | 2002 | 20 | 20 | Olahan Pangan | 320 M ² | P |
| | | | KWT. Barokah | Banjardowo RT 02/RW V | 2017 | 20 | 20 | Tan. Sayuran, Toga | 100 M ² | P |
| | | | KT. Jejamuran Ati Becik | Bitaran RT 02 RW III | 2020 | 29 | 0 | Jamur | 60 M ² | P |
| | | Gebangsari | KT. Gebangasri Indah | Jl. Padi Tengah I/D No. 868 RT 05/RW III | 2018 | 20 | 0 | Tan. Sayuran, Toga | 300 M ² | P |
| | | Trimulyo | KT. Trimulyo Hebat | Trimulyo RT 005/RW IV | 2020 | 20 | 0 | Tan. Sayuran | 200 M ² | P |
| | | Penggaron Lor | KT. Maju Makmur | Penggaron Lor RT 03/RW I | 2009 | 20 | 0 | Pisang, Jambu Air, Mangga | 2,50 Ha | P |
| | | | KT. Mureh Mulyo | Penggaron Lor RT 01/RW III | 2010 | 20 | 0 | Pisang, Jambu Air, Mangga | 3,0 Ha | P |
| | | Bangetayu Kulon | KT. Jempono | Kp. Jempono RT 01/RW I | 2001 | 15 | 0 | Padi | 3 Ha | L |
| | | | KT. Prasetya | Banget Prasetya III/161 | 2003 | 15 | 0 | Tanaman Hias | 0,5 Ha | P |
| | | Bangetayu Wetan | KT. Sedayu Indah | Bangetayu Wetan RT 02/RW V | 2015 | 15 | 0 | Telur Puyuh, Olahan | 20 Kg/Hari | P |
| | | | KT. Sumber Barokah | Bangetayu Wetan RT 08/RW II | 2015 | 15 | 0 | Olahan Pangan | 1 Kw/Hari | P |
| | | | KT. Banget | Jl. Sedayu | 2019 | 20 | 0 | Tan. | 50 M ² | P |

| | | | | | | | | | | |
|-----|------------|------------------|-------------------------|-------------------------------------|------|----|----|--------------------|------------------------------|---|
| | | | Mulyo | Tugu RT 04/RW I | | | | Sayuran, Toga | | |
| | | | KT. Mandiri Sejahtera | Kp Gangin Timur IV RT 03 RW IV | 2021 | 20 | 0 | Ternak Kambing | 25 Ekor / 200 M ² | P |
| VI. | Pedurungan | Penggaron Kidul | KT. Dharma Tani | Jl. Sunan Kalijaga Raya RT 01/RW II | 1994 | 46 | 7 | Padi | 22,91 Ha | L |
| | | Tlogomulyo | KT. Sumber Makmur | Tlogomulyo RT 04/RW V | 2010 | 38 | 8 | Padi | 10,0 Ha | L |
| | | Tlogosari Wetan | KWT. Sejahtera | Perum Dolog Blok J/171 RT 01/RW I | 2018 | 15 | 15 | Tan. Sayuran, Toga | 350 M ² | P |
| | | Muktiharjo Kidul | KWT. Subur Lestari Asih | Jl. Sido Asih III/1 RT 01 RW IV | 2018 | 25 | 25 | Tan. Sayuran, Toga | 200 M ² | L |
| | | Plamongan Sari | KT. Plamongan Bahagia | Plamongan Asri RT 02/RW IV | 1994 | 18 | 1 | Padi | 10,0 Ha | L |
| | | | | | | | | Kambing | 20 Ekor | |
| | | | KWT. Plamongansari | Jl. Plamongansari V RT 2/RW IX | 2018 | 16 | 16 | Tan. Sayuran, Toga | 300 M ² | P |
| | | Pedurungan Lor | KT. Subur Makmur | Pedurungan Lor RT 03/RW V | 2009 | 31 | 0 | Pisang | 3,0 Ha | L |
| | | | KT. Cahaya Makmur | Pedurungan Lor RT 03/RW V | 2006 | 55 | 0 | Padi | 5,0 Ha | L |
| | | Pedurungan | KT. Tani Mulyo | Jl. Jaten IV | 2019 | 26 | 13 | Tan. | 400 M ² | P |

| | | | | | | | | | | |
|-----|------------------|------------|---------------------|------------------------------------|------|----|----|-------------------------------|--------------------|---|
| | | Tengah | | RT 02/RW VIII | | | | Sayuran, Toga | | |
| | | Kalicari | KT. Sumber Rejeki | Jl. Tambakboyo I/32 RT 08/IX | 2018 | 8 | 3 | Padi | 7,0 Ha | P |
| | | | KT. Hijau Bersemi | RT 002/RW III | 2020 | 21 | 14 | Tan. Sayuran, Toga, Tan. Hias | 150 M ² | P |
| VII | Semarang Selatan | Randusari | KT. Wonosari Asri | Jl. Dr. Sutomo Kp. Wonosari VI/120 | 2008 | 10 | 8 | Tanaman Hias | 120 M ² | P |
| | | Bulustalan | KT. Graha Botani | Jl. Lemah Gempal IVA/1075 | 2018 | 26 | 15 | Buah, Sayur | 200 M ² | P |
| | | | KWT. Dewi Sri | RT 003/ RW III | 2020 | 27 | 27 | Tan. Sayur, Toga, | 300 M ² | P |
| | | | | | | | | Tan. Hias, Tan. Buah | | |
| | | Barusari | KT. Elgiro | Jl. Lemah Gempal VI A/9 | 2017 | 23 | 0 | Tanaman Hortik | 500 M ² | P |
| | | | KWT. Geber Semanggi | RT 04 | 2021 | 19 | 19 | Hortikultura, Empon-Empon | | P |
| | | Mugassari | KWT. Mekartin | Jl. Gergaji I No. 10 RT 005/ RW V | 2018 | 24 | 24 | Tan. Sayuran, Toga | 400 M ² | P |
| | | | KT. Tlogo Bayem | Tlogo Bayem No. 709 | 2019 | 15 | 9 | Tan. Sayuran, | 500 M ² | P |

| | | | | | | | | | | |
|--|--|--------------|--------------------|--|------|----|----|-------------------------------|--------------------|---|
| | | | | | | | | Toga | | |
| | | Pleburan | KT. Pleburan Indah | Jl. Pleburan VIII/1083 A RT 07/RW I | 2014 | 15 | 6 | Tanaman Hias | 50 M ² | P |
| | | Wonodri | KWT. Wonodri Indah | Wonodri Krajan II/640 RT 07/RW VI | 2018 | 17 | 17 | Tan. Sayuran, Toga | 300 M ² | P |
| | | | KT. Kebon Makmur | Jl. Wonodri Kebon Dalem RT 004/RW XII | 2018 | 14 | 8 | Tan. Sayuran, Toga | 400 M ² | P |
| | | | KT. Sendang Makmur | Jl. Wonodri Sendang 7 No. 10 RT 007/RW V | 2020 | 32 | 16 | Tan. Sayuran, Toga, | 300 M ² | P |
| | | | | | | | | Tan. Hias, Tan. Buah | | |
| | | Peterongan | KT. Peterpan | Jl. Blimbing RT 01/RW IV | 2016 | 20 | 19 | Tanaman Hortik | 300 M ² | P |
| | | Lamper Lor | KWT. Pakalo | Jl. Cempedak Utara 34, RT 03/RW I | 2013 | 25 | 25 | Tan. Sayuran, Toga, Tan. Hias | 200 M ² | L |
| | | | KT. Cemara | Jl. Cempedak Raya 15 D RT 005/RW I | 2020 | 20 | 13 | Tan. Sayuran, Toga, | 500 M ² | P |
| | | | | | | | | Tan. Hias, Tan. Buah | | |
| | | Lamper Kidul | KT. Kusuma Lamkid | Jl. Durian IV/8 | 2018 | 24 | 6 | Tan. Sayuran, Toga | 400 M ² | L |

| | | | | | | | | | | |
|------|------------|--------------------|-------------------------|------------------------------------|------|----|----|----------------------------|--------------------|---|
| | | Lamper Tengah | KWT. Mekar Sari | Jl. Lamper Mijen 362 RT 05/RW V | 2018 | 13 | 13 | Tan. Sayuran, Hias | 500 M ² | P |
| | | | KT. Inpirli RT 02 RW 08 | RT 02 RW VIII | 2021 | 23 | 11 | Tan. Sayuran Dan Toga | | P |
| VIII | Candisaril | Candi | KT. Subur Makmur | Jomblang Barat IV/611 | 2009 | 12 | 5 | Tanaman Hias | 100 M ² | P |
| | | Jatingaleh | KT. Jati Wangi | Jl. Jangli Krajan 237, RT 02/III | 2009 | 22 | 16 | Taman Toga | 150 M ² | P |
| | | | KT. Melati | Dr. Wahidin 110 D RT 03/VIII | 2015 | 14 | 0 | Tan. Sayuran, Toga | 250 M ² | P |
| | | | KT. Flamboyan | Jl. Sanggung Utara RW VI | 2020 | 12 | 0 | Tan. Sayuran, Toga | 150 M ² | P |
| | | Kaliwiru | KWT. Candi Asri | Jl. Candi Persil 202 | 2009 | 14 | 14 | Anggrek | 100 M ² | P |
| | | Jomblang | KT. Usaha Mandiri | Jomblang Tanah Putih 78 | 2009 | 20 | 8 | Taman Toga | 100 M ² | P |
| | | | KT. Raflesia | Jl. Jomblang Sari I RT 01 RW 01 | 2021 | 20 | 8 | Tanaman Sayuran Hidroponik | 100 M ² | P |
| | | Karanganyar Gunung | KT. Kembang Arum | Jl. Karanganyar Gunung RT 03 RW II | 2019 | 22 | 10 | Tan. Sayuran, Toga | 200 M ² | P |
| | | | KT. Jati Wangi | Jl. Jangli | 2018 | 14 | 11 | Hidroponik, | 300 M ² | P |

| | | | | | | | | | | |
|----|------------------|------------------|-------------------------|---|------|----|----|--------------------------|--------------------|---|
| | | | | Tlawah Gang 3 No. 12 | | | | Toga | | |
| | | Tegalsari | KT. Ngudi Makmur | Genuk Krajan III | 2009 | 14 | 0 | Tanaman Hias | 115 M ² | P |
| | | | KT. Mekar Sari | Genuk Krajan VI | 2014 | 17 | 0 | Tanaman Sayuran | 3 Ha | P |
| | | | KWT. Mekarsari | Jl. Genuk Baru RW IV RT 04 / RW VI | 2015 | 20 | 20 | Tan. Sayuran, Toga | 30 M ² | P |
| | | | | | | | | Olahan Pangan | | |
| | | | KT. Mintalaya | Jl. Genuk Baru RT 07/RW VII | 2018 | 20 | 3 | Tan. Sayuran, Toga | 150 M ² | P |
| | | Wonotingal | KT. Waras | Jl. Kagok Dalam III | 2015 | 12 | 0 | Taman Toga | 100 M ² | P |
| | | | KT. Sekar Arum | Jl. Kawi III RT 08 / RW IV | 2017 | 18 | 5 | Tan. Sayuran, Toga | 300 M ² | P |
| IX | Gajah mungkur | Karangrejo | KT. Bumi Rejo Makmur | Jl. Welirang I/100 Karang Bendo RT 04 RW I | 2012 | 14 | 8 | Jamur | 150 M ² | L |
| | | Bendan Dhuwur | KWT. Fatayat Yasmin | Jl. Menoreh Selatan III No. 7 RT 005/RW IV | 2014 | 10 | 10 | Tanaman Hortikultura | 450 M ² | L |
| | | Bendan | KT. Bensor | Jl. | 2020 | 17 | 14 | Tan. | 500 M ² | P |

| | | | | | | | | | | |
|---|-----------|---------------|---------------------|---|------|----|----|--------------------------------|--------------------|---|
| | | Ngisor | (Bendan Ngisor) | Sampang Raya (Samping Kelurahan) | | | | Sayuran, Toga, Tan. Hias | | |
| | | Sampang | KWT. Puspita Sari | Jl. Mahoni No. 85 RW III | 2018 | 20 | 20 | Tan. Sayuran, Toga | 200 M ² | M |
| | | | | | | | | Tan. Buah | | |
| | | Gajah mungkur | KT. Gajah Berseri | Jl. Cikuray Barat RT 07 RW III Kp. Kalilangse | 2019 | 30 | 17 | Tan. Sayuran, Toga | 200 M ² | P |
| | | Lempong sari | KWT. Sari Asri | Jl. Lemponsari Timur II/29 RT 006/RW IV | 2009 | 10 | 7 | Anggrek | 100 M ² | P |
| | | | KT. Lempong Sari | Jl. Lemponsari Raya 314 A RT 03/RW IV | 2016 | 23 | 11 | Hortikultura | 200 M ² | P |
| | | Petompon | KT. Sekar Tani | Jl. Tampomas Selatan 2 RT 004/RW I | 2017 | 14 | 10 | Tanaman Hortik | 300 M ² | L |
| X | Tembalang | Meteseh | KT. Teseh Asri | Dk. Teseh RT 02/RW VI | 2011 | 8 | 0 | Padi, Palawija | 2,0 Ha | P |
| | | | KT. Sumber Makmur 1 | Dk. Kedungwinong RT 02/III | 2011 | 13 | 0 | Padi, Palawija | 6,2 Ha | P |

| | | | | | | | | | | |
|--|--|----------|----------------------|-------------------------------|------|----|----|----------------------------------|---------|---|
| | | | KT. Sumber Makmur 2 | Dk. Sumberrejo RT 01/RW V | 2010 | 83 | 3 | Padi, Palawija | 17,2 Ha | L |
| | | | KT. Rejosari Makmur | Dk. Rejosari RT 03/RW X | 2010 | 28 | 0 | Padi, Palawija | 12,5 Ha | M |
| | | | | | | | | Kerbau | 20 Ekor | |
| | | | | | | | | Sapi Potong | 5 Ekor | |
| | | | KWT. Kencana Barokah | Bukit Kelapa Kopyor RT 06/VII | 2012 | 15 | 15 | Toga, Tanaman Hias | 0,02 Ha | P |
| | | | KWT. Tunas Sari | Perum Dinar Mas Blok IV/19 | 2010 | 12 | 12 | Tanaman Hias | 0,03 Ha | P |
| | | | KWT. Srikandi | Dk. Rejosari RT 04/RW X | 2011 | 13 | 13 | Tan. Sayuran, Toga | 0,04 Ha | P |
| | | | KT. Budi Luhur | Dk. Genting RT 02/RW XI | 2011 | 58 | 5 | Padi, Palawija | 11,2 Ha | L |
| | | | KT. Kedung Makmur | Dk. Kedungwinong RT 01/IV | 2016 | 27 | 0 | Padi, Palawija | 6,5 Ha | L |
| | | | KT. Lohjinawi | Dk. Kedungwinong RT 001/RW IV | 2020 | 20 | 0 | Padi, Tan. Hortik, Sapi, Kambing | 17 Ha | P |
| | | Rowosari | KT. Watu Lumbang | Dk. Tampirejo RT 02/RW V | 2008 | 21 | 3 | Padi, Palawija | 16,0 Ha | P |
| | | | KT. Karya Sejahtera | Dk. Kedungsari | 2011 | 36 | 0 | Padi, Palawija | 25,0 Ha | M |

| | | | | | | | | | | |
|--|--|--------------|----------------------|-------------------------------|------|----|----|--------------------|--------------------|---|
| | | | | RT 01/RW VIII | | | | | | |
| | | | | | | | | Kambing | 25 Ekor | |
| | | | KT. Sukses Makmur | Dk. Pengkol RT 03/RW VII | 2010 | 72 | 0 | Padi, Palawija | 15,0 Ha | L |
| | | | KT. Mandiri | Dk. Krasak RT 05/RW III | 2009 | 55 | 0 | Padi, Palawija | 25,0 Ha | P |
| | | | KT. Usaha Mulya | Dk. Tampirejo RT 02/RW V | 2005 | 28 | 11 | Jati | 5,0 Ha | P |
| | | | KT. Harapan Makmur | Dk. Sambung RT 02/RW I | 2013 | 36 | 6 | Padi, Palawija | 20,0 Ha | L |
| | | | | | | | | Kambing | 8 Ekor | |
| | | | KT. Sukamaju | Dk. Rowo Tengah RT 03/RW IV | 2013 | 65 | 0 | Padi, Palawija | 21,0 Ha | M |
| | | | KT. Tampirejo Makmur | Dk. Tampirejo RT 02/RW V | 2014 | 92 | 2 | Padi, Palawija | 12,0 Ha | M |
| | | | | | | | | Kambing | 15 Ekor | |
| | | | | | | | | Kerbau | 3 Ekor | |
| | | Mangun harjo | KT. Mangun Karyo I | Mangunharjo I RT 07/RW I | 2003 | 33 | 12 | Padi, Palawija | 1 Ha | P |
| | | | KWT. Elmata | Jl. Berlian I/272, RT 04/RW V | 2004 | 20 | 20 | Telur Asin | 250 Butir | L |
| | | | KWT. Sumber Rejeki | Mangunharjo | 2019 | 10 | 10 | Anggrek, Tan. Toga | 200 M ² | P |
| | | | KT. Gemah Ripah | Kp. Durenan Baru | 2020 | 20 | 0 | Tan. Sayuran, Toga | 600 M ² | P |

| | | | | | | | | | | |
|--|--|-----------|-------------------------|-----------------------------|------|----|----|--------------------|----------------------|---|
| | | Bulusan | KT. Maju Makmur | Dk. Timoho RT 03/RW III | 2010 | 25 | 0 | Sapi Potong | 20 Ekor | L |
| | | | | | | | | Kambing | 30 Ekor | |
| | | | KT. Sederhana | Jl. Gondang Timur II/207 | 1994 | 10 | 0 | Padi, Palawija, | 15,0 Ha | P |
| | | | | | | | | Tanaman Obat | | |
| | | | KT. Makmur | Jl. Gondang Timur IV | 2003 | 10 | 0 | Tanaman Obat | 15,0 Ha | P |
| | | | KWT. Bulusan | Jl. Ngumpulsari RT 03/RW IV | 2013 | 30 | 30 | Tan. Sayuran, Toga | 5.000 M ² | P |
| | | | | | | | | Tanaman Buah | | |
| | | | | | | | | Tanaman Hias | | |
| | | Kramas | KT. Temu Jaya Sejahtera | Dk. Kramas | 2008 | 10 | 0 | Tanaman Obat | 1,0 Ha | P |
| | | | KT. Si Jambu | Jl. Gondang Timur | 2003 | 80 | 0 | Padi, Palawija, | 7,0 Ha | L |
| | | | | | | | | Tanaman Obat | | |
| | | | KWT. Lestari Indah | Jl. Gondang Raya No. 22 | 2007 | 13 | 13 | Tanaman Hias | 5.000 M ² | P |
| | | Tembalang | KT. Ponco Manunggal | Dk. Tirta Sari RT 02/RW II | 2004 | 10 | 0 | Tanaman Hias | 3.000 M ² | P |
| | | | KT. Cinta Bunga | Jl. Banjarsari No. 9B | 2009 | 15 | 0 | Tanaman Hias | 3.000 M ² | L |
| | | | | | | | | Pupuk Organik | | |
| | | Jangli | KT. Mekar Sari | Perum Sapta | 2005 | 62 | 53 | Anggrek, | 2.000 | M |

| | | | | | | | | | | |
|--|--|---------------|----------------------|------------------------------|------|----|----|--|--------------------|---|
| | | | | Marga III/233 | | | | Tan. Hias | M ² | |
| | | | KT. Jati Agung | Perum Sapta Marga III/175 | 2010 | 35 | 0 | Palawija | 5 Ha | M |
| | | Tandang | KT. Tlumpak Makmur | Kp. Tlumpak RT 05/RW VIII | 2008 | 27 | 0 | Sapi Potong | 50 Ekor | M |
| | | | | | | | | Kambing | 40 Ekor | |
| | | | | | | | | Palawija | 20 Ha | |
| | | | KT. Mekar Sari | Kp. Tlumpak RT 01/RW VIII | 2011 | 10 | 0 | Tan. Sayuran, Toga | 10,0 Ha | P |
| | | Sendang guwo | KWT. Lembayung Asri | Jl. Sawi Raya 4, RT 05/RW IV | 2010 | 18 | 18 | Tan. Sayuran, Toga, Tanaman Buah, Tanaman Hias | 0,02 Ha | P |
| | | | KWT. Ngudi Lestari | Jl. Salak V RT 02/RW VIII | 2011 | 14 | 14 | Tanaman Sayuran | 200 M ² | P |
| | | | KT. Legoksari Makmur | Dk. Legok RT 10/RW IX | 2013 | 10 | 0 | Tan. Sayuran, Buah | 1,5 Ha | L |
| | | Sendang mulyo | KT. Eka Karsa Mulya | Dk. Dadapan RT 02/RW II | 2010 | 18 | 0 | Padi | 5,6 Ha | L |
| | | | KT. Dadap Mulya | Dk. Dadapan RT 01/RW II | 2011 | 12 | 0 | Olahan Pangan | 0,07 Ha | P |
| | | | KT. Sejahtera Mulya | Dk. Dadapan RT 02/RW II | 2011 | 16 | 0 | Kambing | 30 Ekor | P |
| | | | KT. Jaya Tani | Dk. Klipang | 2013 | 14 | 0 | Padi | 9,8 Ha | P |

| | | | | | | | | | | |
|----|------------|--------------|-------------------------|----------------------------|------|----|----|--|----------------------|---|
| | | | | RT 02/RW II | | | | | | |
| | | | KWT. Dadapan Makmur | Dk. Dadapan RT 02/RW III | 2014 | 12 | 12 | Tan. Sayuran, Toga | 0,07 Ha | P |
| | | | KT. Sekartaji | Perum PSIS RW XIV | 2017 | 20 | 7 | Jahe Merah | 1.000 M ² | P |
| | | Sambiroto | KT. Aracea | Perum Wanamukti | 2012 | 10 | 0 | Tanaman Hias | 5.000 M ² | P |
| | | | KT. Sambiroto Baru | Perum Sambiroto Baru RW XI | 2017 | 15 | 15 | Tan. Sayuran, Toga, Tanaman Buah, Tanaman Hias | 1.000 M ² | P |
| XI | Banyumanik | Pudak payung | KT. Tani Makmur | Dk. Siroto RT 02/RW VII | 2005 | 15 | 0 | Sapi & Kambing | 100 Ekor | L |
| | | | KT. Lestari Makmur | Dk. Pucung RT 03/RW VIII | 2007 | 13 | 1 | Pisang | 40 Ha | L |
| | | | | | | | | Sapi & Kambing | 40 Ekor | |
| | | | KWT. Dasa Makmur | Dk. Siroto RT 04/RW VII | 2011 | 10 | 10 | Jamur | 300 M ² | L |
| | | | KT. Muteran Maju Makmur | Dk. Muteran RT 03/RW III | 2013 | 10 | 0 | Sapi & Ayam | 30 Ekor | L |
| | | | KT. Tunggak Semi | Dk. Setuk RT 03/RW IV | 2017 | 13 | 2 | Sapi Perah, Sapi Potong | 24 Ekor | P |
| | | | KT. Prasetya Lestari | Jl. Payung Prasetya Gg. | 2019 | 36 | 18 | Tan. Sayuran, | 300 M ² | P |

| | | | | | | | | | | |
|--|--|----------|-----------------------------|--|------|----|----|--|--------------------|---|
| | | | | IV No. 12 RT 01/RW III | | | | Tan. Hias | | |
| | | | KT. Payung Mulya Lestari | Setuk RW IV | 2021 | 10 | 8 | Tan. Sayuran / Pekaranga n | 300 M ² | P |
| | | Gedawang | KT. Puspa Hati | Jl. Sendang Bendo 4 Gedawang RT 01/RW I | 2003 | 15 | 0 | Sapi Perah | 31 Ekor | L |
| | | | KT. Mugi Rahayu | Jl. Sendang Bendo Gedawang RT 01/RW III | 2003 | 20 | 0 | Sapi Perah | 10 Ekor | L |
| | | | | | | | | Industri Rumah Tngg | 2 Ha | |
| | | | KT. Bina Mandiri | Jl. Puspa Raya RT 06/RW II | 2013 | 35 | 10 | Padi, Jagung | 1 Ha | M |
| | | | | | | | | Kambing | 20 Ekor | |
| | | | | | | | | Pisang | 1,0 Ha | |
| | | | KT. Vila Agro Makmur | Villa Krista Blok C 12 RT 003/RW IX | 2020 | 25 | 15 | Tan. Sayuran, Toga, Tan. Buah | 300 M ² | P |
| | | Jabungan | KT. Sigeblok Asri | Dk. Jabungan RT 03/RW III | 2003 | 30 | 8 | Padi, Jagung | 10 Ha | L |
| | | | | | | | | Sapi | 30 Ekor | |
| | | | | | | | | Pisang | 15 Ha | |
| | | | KT. Margo | Dk. Jabungan | 2003 | 20 | 0 | Padi, | 10,0 Ha | L |

| | | | | | | | | | | |
|--|--|------------------|----------------------------|---|------|----|----|--|--------------------|---|
| | | | Utomo | RT 02/RW II | | | | Jagung, Ternak | | |
| | | | KT. Sidoro | Dk. Jabungan RT 01/RW III | 2003 | 35 | 0 | Padi | 30,0 Ha | L |
| | | | | | | | | Ternak | 5 Ha | |
| | | | KT. Sumber Rejeki | Dk. Jabungan RT 02/RW V | 2010 | 30 | 0 | Padi, Jagung, Ternak | 20 Ha | L |
| | | | KT. Punden Sari Makmur | RT 004/ RW II | 2020 | 20 | 0 | Padi, Jagung, | 15 Ha | P |
| | | Pedalangan | KT. Dahlia | Jl. Genade Selatan No. 9 RT 01/RW III | 2019 | 41 | 22 | Tan. Sayuran, Toga, Tan. Buah, Tan. Hias | 500 M ² | L |
| | | Banyumanik | KWT. Anggrek Cattleya 2 | Dk. Sendanglo RT 06/RW II | 2018 | 15 | 15 | Anggrek | 300 M ² | P |
| | | Srondol Kulon | KT. Pucungsari Makmur | Jl. Pucungsari I, RT 05/RW X | 2007 | 11 | 0 | Kambing | 45 Ekor | P |
| | | Srondol Wetan | KWT. Gawe Asri | Jl. Durian Utara II/10 RT 10 RW I | 2006 | 25 | 19 | Anggrek | 250 M ² | L |
| | | | KT. Sejahtera | Jl. Sanintem RT 3 RW XVIII | 2018 | 20 | 15 | Tan. Sayuran, Toga | 250 M ² | L |
| | | | KWT. Pelangi | Jl. Srondol Wetan RT 04/RW III | 2019 | 15 | 15 | Tan. Sayuran, Toga | 250 M ² | P |
| | | | KT. Girly X | Jl. Girly Barat | 2019 | 10 | 5 | Tan. | 250 M ² | P |

| | | | | | | | | | | |
|-----|------------|------------|----------------------------------|---|------|----|----|--|--------------------|---|
| | | | | Gang 10 | | | | Sayuran, Toga | | |
| | | Ngesrep | KWT. Lestari | Jangli Perbalan RT 10/RW VI | 2006 | 30 | 30 | Olahan Pangan | 250 M ² | L |
| | | | KWT. Wijaya Kusuma | Jl. Jangli Perbalan No. 1 | 2005 | 20 | 20 | Anggrek | 250 M ² | L |
| | | | KWT. Jrobang Indah Orchid | Dk. Jrobang RT 04/RW VIII | 2007 | 10 | 10 | Anggrek | 250 M ² | L |
| | | | KWT. Sayuri | Dk. Jrobang RT 04/RW VII | 2013 | 10 | 10 | Kelor & Olahannya | 300 M ² | P |
| | | | KT. Bukit Sari | Jl. Bukit Tirta No. 41 | 2014 | 10 | 0 | Jagung | 9 Ha | P |
| | | Tinjomoyo | KT. Mbanjarsari | Tinjomoyo RT 02/RW I | 2009 | 15 | 3 | Padi, Ternak | 7Ha | P |
| | | | KT. Ngudi Lestari | Jl. Karangrejo Selatan 6 RT 002/ RW VII | 2020 | 20 | 10 | Tan. Sayuran, Toga, Tan. Buah | 300 M ² | P |
| | | Padangsari | KT. Dewi Sri | Jl. Ulin Selatan 6 No. 131 | 2017 | 15 | 8 | Tan. Sayuran & Tan. Buah | 0,03 Ha | P |
| | | Sumurboto | KT. De Jamoer | Jl. Jambu No. 2 | 2015 | 15 | 7 | Jamur Tiram | 1.500 Log | P |
| | | | KWT. Guyub Rukun | RT 01 RW III | 2021 | 12 | 9 | Tanaman Sayuran | 350 M ² | P |
| XII | Gunungpati | Pakintelan | KT. Mitra Makmur Sironjang | Dk. Sironjang RT 02/RW I | 2003 | 33 | 0 | Sapi Potong | 5 Ekor | L |

| | | | | | | | | | | |
|--|--|------------|----------------------|------------------------------|------|----|----|--------------------------------|--------------------|---|
| | | | | | | | | Sapi Perah | 5 Ekor | |
| | | | | | | | | Kambing Jawarandu | 10 Ekor | |
| | | | | | | | | Padi | 1 Ha | |
| | | | | | | | | Tanaman Hortikultura (Ex JSDF) | 4 Ha | |
| | | | KT. Mitra Makmur IV | Dk. Watusari RT 03/RW VI | 2009 | 17 | 0 | Padi | 4 Ha | L |
| | | | | | | | | Jagung | 0,5 Ha | |
| | | | | | | | | Kambing | 10 Ekor | |
| | | | KT. Makmur Sejahtera | Dk. Pakintelan RT 04/RW I | 2011 | 23 | 0 | Sapi Potong | 10 Ekor | P |
| | | | KWT. Mentari | Dk. Pakintelan RT 02/ RW III | 2016 | 31 | | Sayuran Dan Toga | 500 M ² | P |
| | | | KWT. Mekar Sari | Dk. Pakintelan RT 03 RW V | 2019 | 19 | 19 | Tan. Sayuran, Toga | 500 M ² | P |
| | | Mangunsari | KT. Ngambarsari | Dk. Pengkol | 1995 | 23 | 0 | Padi | 18,50 Ha | P |
| | | | KT. Mekasari I | Dk. Mangunsari RW IV | 1995 | 27 | 5 | Padi | Ha | L |
| | | | | | | | | Sapi Perah | 55 Ekor | |
| | | | KT. Mekarsari II | Dk. Mangunsari RT 01 RW V | 2010 | 25 | 5 | Padi | 20 Ha | L |
| | | | | | | | | Sapi | 40 Ekor | |
| | | | KT. Teger II | Jl. | 2019 | 25 | 0 | Tan. | 3,5 Ha | L |

| | | | | | | | | | | |
|--|--|-----------|----------------------|----------------------------------|------|----|----|---|---------|---|
| | | | | Koessugiono RT 02 RW IV | | | | Sayuran, Buah | | |
| | | | KT. Teger III | Dk. Muntal RT 05 RW IV | 2007 | 16 | 0 | Tanaman Buah | 2,0 Ha | P |
| | | | KT. Pestra | Kp. Pengkol RT 01/RW I | 2015 | 17 | 0 | Tan. Hortik, Kambing, Pupuk Organik | 30 Ekor | L |
| | | | KT. Teger V | Dk. Mangunsari RW V | 2002 | 17 | 0 | Padi, Tan. Hortikultura | | P |
| | | | KWT. Alamanda | Dk. Pengkol RT 01 RW I | 2020 | 22 | 22 | Tanaman Hortikultura | | P |
| | | Plalangan | KT. Gedang Bagus | Dk. Sabrangan RT 01 RW III | 1995 | 31 | 2 | Padi, Palawija, Kambing | 20,0 Ha | P |
| | | | KT. Lestari | Dk. Jongkong RT 01 RW VI | 1995 | 30 | 3 | Padi, Palawija | 10,0 Ha | L |
| | | | | | | | | Sapi Perah, Kambing | 61 Ekor | |
| | | | KT. Ngudi Rahayu | Dk. Terwidi RT 01 RW IV | 1998 | 17 | 2 | Padi, Palawija, Tanaman Hortikultura | 25 Ha | L |
| | | | | | | | | Sapi Perah, Kambing | 59 Ekor | |
| | | | KT. Dewi Sri | Dk. Terwidi RW IV | 2018 | 27 | 8 | Padi, Tan. Hortik, Sapi & Kambing | 20,0 Ha | L |
| | | | KT. Kunir Raharjo | Dk. Sikunir | 2005 | 11 | 0 | Padi, Palawija, | 10,0 Ha | P |

| | | | | | | | | | | |
|--|--|------------|----------------------|----------------------------|------|----|----|--------------------------------|---------|---|
| | | | | | | | | Kambing, Sapi | | |
| | | | KWT. Sri Rejeki | Dk. Sabrangan | 2011 | 20 | 20 | Tanaman Sayuran | 1 Ha | P |
| | | | KWT. Mulya Sejahtera | Dk. Krajan RT 05 RW I | 2010 | 45 | 45 | Padi, Palawija, Sapi, Kambing | 2 Ha | L |
| | | | KWT. Kunir Asri | Dk. Sikunir RT 01/ RW V | 2015 | 17 | 17 | Padi, Palawija, Sapi, Kambing | 1,5 Ha | P |
| | | | KWT. Bunda Lestari | Dk. Sabrangan RT 01 RW III | 2015 | 25 | 25 | Tanaman Sayuran, Toga | 2,0 Ha | L |
| | | Gunungpati | KT. Gunungpati 1 | Dk. Perbalan RT 01 RW VIII | 2006 | 14 | 0 | Tanaman Hortikultura (Ex JSDF) | 4,5 Ha | L |
| | | | KT. Gunungpati 2 | Dk. Nglarang RT 03 RW IX | 2006 | 25 | 0 | Sawah | 15 Ha | P |
| | | | | | | | | Tanaman Hortikultura (Ex JSDF) | 5 Ha | |
| | | | | | | | | Sapi Potong | 6 Ekor | |
| | | | | | | | | Kambing | 20 Ekor | |
| | | | KT. Gunungpati 3 | Dk. Malon RT 01/RW III | 2006 | 21 | 0 | Padi Sawah | 1 Ha | L |
| | | | | | | | | Tanaman Hortikultura (Ex JSDF) | 3 Ha | |

| | | | | | | | | | | |
|--|--|--------------|--------------------------------|---------------------------|------|----|----|------------------------------------|---------------------|---|
| | | | | | | | | Sapi Perah | 16 Ekor | |
| | | | KT. Subur Makmur | Dk. Siroto RT 02 RW X | 2006 | 36 | 0 | Padi, Jagung, Ternak (Sapi Potong) | 24,5 Ha | P |
| | | | KT. Barokah | Dk. Jagalan RT 03/RW I | 2009 | 33 | 0 | Padi, Jagung | 10 Ha | P |
| | | | | | | | | Tanaman Buah | 0,5 Ha | |
| | | | KT. Salaf Perbalan | Dk. Perbalan RT 03/RW I | 2013 | 23 | 0 | Sapi Potong | 15 Ekor | P |
| | | | KT. Sunan Gunung Jati Ba'alawy | Dk. Malon RT 01 RW VI | 2015 | 15 | 0 | Sapi Potong | 10 Ekor | P |
| | | | | | | | | Kambing | 15 Ekor | |
| | | | | | | | | Tanaman Sayuran | 1000 M ² | |
| | | | KT. Pragolapati Makmur | Dk. Nglarang RT 05/RW IX | 2015 | 20 | 0 | Padi, Jagung | 10 Ha | P |
| | | | | | | | | Kambing, Sapi Potong | 30 Ekor | |
| | | | KT. Tani Makmur | Dk. Ngrembel RT 01/RW VII | 2015 | 25 | 0 | Padi, Jagung | 10,0 Ha | P |
| | | | KWT. Puji Lestari | Dk. Perbalan | 2018 | 27 | 27 | Tanaman Pekarangan (Sayur & Toga) | 500 M ² | P |
| | | Nongko sawit | KT. Sidomulyo | Dk. Nongkosawit | 2002 | 19 | 0 | Sapi Perah | 40 Ekor | L |

| | | | | | | | | | | |
|--|--|-----------|-------------------|----------------------------|------|----|---|--------------------------------------|----------|---|
| | | | | RT 02/RW I | | | | | | |
| | | | | | | | | Padi | 15,0 Ha | |
| | | | KT. Pangudi Mulyo | Dk. Randusari RT 01/RW II | 2002 | 20 | 0 | Sapi Perah | 130 Ekor | L |
| | | | KT. Sumber Rejeki | Dk. Nongkosawit RT 01/RW I | 2006 | 17 | 0 | Jagung, Tanaman Hortikultura | 4,68 Ha | P |
| | | | KT. Kepoh Rejo | Dk. Kepoh RT 01/RW IV | 2012 | 35 | 0 | Padi | 20,0 Ha | L |
| | | | KT. Mekar Sari | Dk. Randusari RT 04/RW II | 2014 | 15 | 0 | Padi, Jagung | 10,0 Ha | P |
| | | Pongangan | KT. Subur Jaya | Dk. Pongangan RT 03/RW II | 2010 | 22 | 0 | Padi, Jagung | 10,65 Ha | L |
| | | | | | | | | Sapi, Kambing, Kelinci, Burung Puyuh | 35 Ekor | |
| | | | KT. Pangudi Mulyo | Dk. Pongangan RT 01/RW II | 2006 | 20 | 0 | Padi, Jagung | 17,6 Ha | P |
| | | Ngijo | KT. Ngudi Boga 1 | Dk. Puntan RT 01/ RW I | 2006 | 10 | 0 | Durian | 2,0 Ha | P |
| | | | KT. Ngudi Boga 2 | Dk. Mendak RT 05/RW II | 2006 | 20 | 0 | Durian | 2,0 Ha | L |
| | | | | | | | | Padi | 5,0 Ha | |
| | | | | | | | | Kambing | 15 Ekor | |
| | | | KT. Tani | Jalan Raya | 2016 | 24 | 0 | Padi | 20 Ha | P |

| | | | | | | | | | | |
|--|--|----------|-----------------------|------------------------------|------|----|----|--------------------------------------|--------------------|---|
| | | | Makmur | Ngijo RT 02/ RW II | | | | | | |
| | | | | | | | | Sapi Potong, Kambing | 10 Ekor | |
| | | | KT. Gemati 21 | Dk. Rejosari RT 04/RW I | 2011 | 18 | 0 | Kambing | 20 Ekor | P |
| | | | KT. Green Village | Perumahan Green Village | 2019 | 30 | 13 | Tan. Sayuran, Tan. Buah | 200 M ² | P |
| | | | | Jl. Durian 1 RT 06 RW III | | | | | | |
| | | Patemon | KT. Sumber Rejeki | Dk. Patemon RT 01/RW II | 2005 | 40 | 0 | Padi | 40,0 Ha | P |
| | | | | | | | | Kambing | 15 Ekor | |
| | | | KT. Sumber Makmur | Dk. Muntal RT 02/RW V | 2005 | 11 | 0 | Padi | 11,0 Ha | P |
| | | | KWT. Mina Lestari | RT 01 RW IV | 2017 | 20 | 20 | Tanaman Sayuran, Toga | | P |
| | | Sekaran | KT. Tani Makmur 2 | Dk. Banaran RT 05 RW IV | 2006 | 23 | 0 | Tanaman Hortikultura | 3,42 Ha | P |
| | | | KT. Barokah | Dk. Sekaran RT 02 RW III | 2018 | 14 | 0 | Tanaman Hortikultura | 1,0 Ha | P |
| | | | KWT. Sekar Makmur | Sekaran RT 04 RW I | 2019 | 38 | 0 | Tanaman Hortikultura | | P |
| | | Sukorejo | KT. Berdaya Makmur | Dk. Trangkil RT 01/RW X | 2012 | 12 | 0 | Tanaman Hortikultura , Kambing | 30 Ekor | P |
| | | | KT. Margo Mulyo | Dk. Deliksari RT 04 RW V | 2016 | 14 | 0 | Sapi Potong | 10 Ekor | P |

| | | | | | | | | | | |
|--|--|--------|-----------------------|-------------------------------|------|----|----|-----------------------------------|---------|---|
| | | | | | | | | Kambing | 25 Ekor | |
| | | | KWT. Nandur Sedekah | Jl. Dewi Sartika RT 02 RW III | 2017 | 38 | 38 | Tanaman Hortikultura | | P |
| | | Sadeng | KT. Curug Jaya | Dk. Sadeng RT 04 RW II | 2009 | 25 | 0 | Padi | 5,0 Ha | L |
| | | | KT. Bibit Kawit | Dk. Desel | 2011 | 24 | 0 | Kambing | 30 Ekor | P |
| | | | | | | | | Padi | 9,0 Ha | |
| | | | KT. Usaha Mandiri | Dk. Sadeng | 2011 | 20 | 0 | Sengon, Singkong | 2,0 Ha | P |
| | | | KT. Sekeris | Dk. Sadeng RW I | 2012 | 20 | 0 | Kambing | 50 Ekor | P |
| | | | KT. Lumintu | Dk. Jogoprono RT 04/RW V | 2017 | 22 | 0 | Pisang & Kambing | 70 Ekor | P |
| | | | KT. Sumber Manis | Dk. Jogoprono RT 03/RW VI | 2012 | 20 | 0 | Tebu | 13,6 Ha | P |
| | | | KWT. Greenwood Sadeng | Jl. Mawar VI No. 11 | 2021 | 10 | 10 | Katuk | | P |
| | | Cepoko | KT. Vanda Subur | Dk. Mundingan RT 02/RW II | 2004 | 55 | 12 | Padi, Tan. Hortik, Sapi & Kambing | 19 Ha | M |
| | | | KT. Rukun Makmur | Dk. Cepoko RT 03/RW I | 2002 | 31 | 1 | Padi, Tanaman Hortikultura | 9 Ha | L |
| | | | | | | | | Ternak Sapi | 60 Ekor | |

| | | | | | | | | | | |
|--|--|-----------|------------------|---------------------------|------|----|----|--|--------------------|---|
| | | | KT. Cepoko Mulyo | Dk. Cepoko RT 04/RW I | 2006 | 24 | 0 | Tan. Hortik, Tan. Pangan, Sapi&Kambing | 4,8 Ha | L |
| | | | KT. Gunung Subur | Dk. Cepoko RT 01/RW I | 2011 | 27 | 14 | Tanaman Buah | 2,7 Ha | P |
| | | | KT. Sidodadi | Dk. Jetis RT 01/RW III | 2003 | 52 | 0 | Padi, Jagung | 34 Ha | M |
| | | | | | | | | Sapi Potong, Kambing | 75 Ekor | |
| | | | KT. Subur Makmur | Dk. Sukorame RT 04/RW III | 2003 | 27 | 0 | Sapi Potong, Kambing | 22 Ekor | P |
| | | | KT. Jaya Makmur | Dk. Mundingan RT 01/RW II | 2015 | 22 | 1 | Tanaman Hortikultura | 15 Ha | P |
| | | | KWT. Mekar Jaya | DK Jetis RT 01 RW III | 2019 | 26 | 26 | Tan. Hortikultura, Toga, Urban Farming | 500 M ² | P |
| | | Jatirejo | KT. Tani Rejo | Dk. Jatirejo RW II | 2002 | 54 | 0 | Padi, Jagung | 15 Ha | L |
| | | | | | | | | Durian | 4,75 Ha | |
| | | | KT. Sido Makmur | Dk. Sirayu RT 01/RW II | 2015 | 20 | 0 | Sapi Perah | 60 Ekor | P |
| | | | | | | | | Kambing | 15 Ekor | |
| | | Sumurrejo | KT. Rejeki | Dk. Sumur | 1990 | 27 | 0 | Sapi Perah | 165 | M |

| | | | | | | | | | | |
|--|--|--|---------------------|-----------------------------|------|----|----|----------------------------|---------|---|
| | | | Lumintu | Jurang RW V | | | | | Ekor | |
| | | | | | | | | Padi | 5 Ha | |
| | | | KT. Sido Makmur | Dk. Karang Sari | 1995 | 17 | 0 | Tanaman Hortikultura | 3,89 Ha | P |
| | | | KT. Among Tani | Dk. Karanggeneng | 2005 | 23 | 0 | Padi, Tanaman Hortikultura | 4,27 Ha | P |
| | | | KT. Subur Makmur | Dk. Sumur Jurang RW V | 2012 | 23 | 0 | Kambing | 15 Ekor | P |
| | | | | | | | | Sapi Potong | 25 Ekor | |
| | | | KT. Rejo Makmur | Dk. Sumur Gunung RT 04 RW V | 2019 | 28 | 7 | Sapi Perah | 40 Ekor | P |
| | | | KT. Amrih Makmur | Dk. Sumur Jurang RW III | 1993 | 14 | 0 | Padi, Tanaman Hortikultura | 3,22 Ha | P |
| | | | KT. Kayu Legi | Dk. Karanggeneng | 2012 | 22 | 3 | Tebu | 22,0 Ha | P |
| | | | KT. Rukun Sentosa | Dk. Karang Sari RT 04/RW VI | 2011 | 27 | 0 | Padi | 25,0 Ha | P |
| | | | KT. Subur Sejahtera | Dk. Karang Sari RT 01/RW VI | 2014 | 23 | 0 | Sapi Potong | 10 Ekor | P |
| | | | KWT. Guyub Rukun | Dk. Sumurgunung | 2014 | 20 | 20 | Tanaman Sayuran | 0,1 Ha | P |

| | | | | | | | | | | |
|------|----------------|------------|---------------------------|---------------------------------|------|----|----|----------------------------|--------------------|---|
| | | Kalisegoro | KT. Siprahu | Dk. Sedayu RT 04/RW I | 2006 | 31 | 0 | Tanaman Hortikultura | 10,0 Ha | P |
| | | | KT. Bringin Makmur | Dukuh Sedayu RT 02 RW I | 2014 | 20 | 0 | Sapi Potong, Kambing | 10 Ekor | P |
| | | | KT. Sumber Lancar | Jl. Kalisegoro Raya RT 03/RW I | 2008 | 20 | 0 | Padi | 2,57 Ha | P |
| | | | KT. Puspa Gading | Jl. Ampel Gading Barat 1 RW III | 2018 | 30 | 0 | Anggrek | 200 M ² | P |
| | | | KT. Griya Mekar Sari | Jl. Ampel Gading Brt RT04/RW IV | 2019 | 30 | 0 | Anggrek | 200 M ² | P |
| | | Kandri | KT. Subur Makmur | Dk. Talun Kacang RT 01 RW IV | 2003 | 18 | 0 | Tanaman Sayuran | 10 Ha | P |
| | | | | | | | | Tanaman Buah | | |
| | | | KT. Tani Muda Mandiri | Dk. Kandri RW I | 2007 | 30 | 3 | Padi, Tanaman Hortikultura | 14,0 Ha | P |
| | | | | | | | | Kambing | 22 Ekor | |
| | | | | | | | | Sapi Potong | 15 Ekor | |
| | | | KT. Rejo Mulyo | Dk. Siwarak RW II | 2004 | 33 | 1 | Tanaman Sayuran | 7,0 Ha | P |
| | | | | | | | | Kambing | 15 Ekor | |
| XIII | Semarang Barat | Krapyak | KWT. Galungan Raya (Gaya) | Jl. Galungan IV/127 | 1995 | 13 | 13 | Tanaman Hortik | 20 M ² | P |

| | | | | | | | | | | |
|--|--|-------------------|-------------------|------------------------------------|------|----|----|-----------------------------|-------------------|---|
| | | | KWT. Rejeki | Jl. Watugunung IV/ 181 | 2006 | 27 | 27 | Tanaman Hortik | 25 M ² | P |
| | | | KWT. Asri | Jl. Watugunung Raya 61 RT 06/RW 18 | 2007 | 27 | 27 | Tanaman Hortik | 10 M ² | P |
| | | | KWT. Kusuma | Jl. Mandasia II/331 RT 04/RW I | 2018 | 22 | 16 | Tan. Sayuran, Toga | 50 M ² | P |
| | | | | | | | | Tan. Hias | | |
| | | Tambak Harjo | KT. Budi Makmur | Jl. Sugriwo IX/78 RT 03/ RW III | 2014 | 45 | 2 | Padi | 46,3 Ha | L |
| | | | | | | | | Kambing | 20 Ekor | |
| | | | KWT. Subur Makmur | Tambak Harjo RW II | 2017 | 15 | 15 | Tan. Sayuran, Toga | 50 M ² | P |
| | | | KT. Tambak Asri | Tambak Harjo RT 4 RW II | 2019 | 22 | 16 | Tan. Sayuran, Toga | 20 M ² | P |
| | | Kalibanteng Kulon | KT. Mekar Indah | | 2020 | 20 | 11 | Tanaman Hortikultura , Toga | 30 M ² | P |
| | | Kalibanteng Kidul | KT. Terajare | RW III | 2021 | 13 | 8 | Tanaman Hortikultura , Toga | 30 M ² | P |
| | | | KWT. Marwa | RW II | 2021 | 18 | 18 | Tanaman Hortikultura , Toga | 30 M ² | P |
| | | Salaman | KT. Puspa Tani | Jl. | 2021 | 23 | 4 | Tanaman | 25 M ² | P |

| | | | | | | | | | | |
|-----|-------|-----------------|-----------------------|----------------------------------|------|----|----|---------------------------------------|---------------------|---|
| | | mloyo | | Puspowarno XIIB/148 | | | | Hortik | | |
| | | | KWT. Keboen Q-TA | Salamanmloy o RT 02/RW III | 2020 | 15 | 15 | Hortikultura | 200 M ² | P |
| | | Tawang Sari | KT. Dewi Sri | Tawang Sari | 2009 | 14 | 2 | Padi, Ternak, Buah | 10,3 Ha | P |
| | | | KT. Baladewa 31 | Jl. Lanumad A. Yani | 2020 | 18 | 2 | Jagung, Pisang, Cabe, Terong | 4,8 Ha | P |
| | | Kembang Arum | KWT. Hijau Asri | Kembangaru m RW VIII | 2014 | 14 | 14 | Tan. Sayuran, Toga | 200 M ² | P |
| | | | KWT. Karya Mandiri | Kembangaru m RW VI | 2018 | 16 | 16 | Tan. Sayuran, Toga | 100 M ² | P |
| XIV | Mijen | Cangkiran | KT. Makmur | Jl. Keboan RT 01/RW I | 1987 | 30 | 4 | Padi/Sapi | 18 Ha/10 Ekor | P |
| | | | KT. Sumber Rejeki | Jl. Jatikalangan 9 | 1987 | 40 | 0 | Padi/Kambi ng | 35 Ha/30 Ekor | P |
| | | | | Dk. Cangkiran RT 02/RW III | | | | Sapi Perah | 15 Ekor | |
| | | | | | | | | Sapi Potong | 15 Ekor | |
| | | Bubakan | KT. Karya | Dk. Kuncen | 2008 | 51 | 16 | Tanaman | 1.845 | M |

| | | | | | | | | | | |
|--|--|------------------|----------------------|------------------------------------|------|-----|-----|--------------------|--------------------|---|
| | | | Makmur | RT 02/RW III | | | | Buah | Phn | |
| | | | KT. Sido Mukti | Dk. Bathok RT 03/RW I | 2008 | 50 | 14 | Tanaman Buah | 39,5 Ha | M |
| | | | KT. Kuncen Farm | Dk. Kuncen RT 02/RW III | 2016 | 27 | 1 | Kambing PE | 300 Ekor | U |
| | | | KWT. Suka Maju | Dk. Kuncen RT 02/RW III | 2014 | 20 | 20 | Padi, Olahan | 10,0 Ha | P |
| | | Karangmala ng | KT. Ngudi Rahayu | Dk. Kebon Dalem RT 01/RW III | 2001 | 90 | 5 | Padi | 11,0 Ha | L |
| | | | KT. Harapan Maju | Dk. Gerung RT 02/RW I | 2004 | 24 | 4 | Padi | 16,5 Ha | P |
| | | | KT. Amanah | Dk. Gedungan RW I | 2011 | 20 | 0 | Padi | 16,0 Ha | P |
| | | | KT. Sidodadi | Dk. Gerung RW I | 2011 | 20 | 0 | Tanaman Buah | 2,0 Ha | P |
| | | | KT. Sumber Rejeki | Dk. Karangmalan g RW II | 2016 | 30 | 2 | Padi | 10,0 Ha | P |
| | | | | | | | | Sapi Potong | 15 Ekor | |
| | | | KT. Tani Makmur | Dk. Krajan RW II | 2001 | 50 | 10 | Padi | 10 Ha | P |
| | | | KWT. Menik Sari | Dk. Gerung RW I | 2011 | 135 | 135 | Tanaman Sayuran | 0,25 Ha | P |
| | | | KT. Tunas Muda | Dk. Gerung RT 04/RW I | 2018 | 20 | - | Kambing | 30 Ekor | P |
| | | | KWT. Srikandi | Dk. Karangmalan | 2018 | 20 | 20 | Tan. Sayuran, | 150 M ² | P |

| | | | | | | | | | | |
|--|--|-----------|-------------------|-------------------------------|------|----|---|----------------|--------------------|---|
| | | | | g RW II | | | | Toga | | |
| | | Polaman | KT. Lestari | Polaman RT 01/RW III | 2008 | 40 | 0 | Padi | 50,0 Ha | L |
| | | | | | | | | Sapi/Kambing | 20/15 Ekor | |
| | | | KT. Barokah | Dk. Sekopek RT 03/RW II | 2007 | 20 | 0 | Padi | 40,0 Ha | P |
| | | | | | | | | Tanaman Buah | | |
| | | | KT. Maburur | Dk. Delok RT 02/RW I | 2008 | 20 | 0 | Durian | 1,5 Ha | P |
| | | | KT. Restu Bumi | Dk. Delok RT 02/RW II | 2018 | 30 | 0 | Padi | 50 Ha | P |
| | | | | | | | | Sapi Potong | 30 Ekor | |
| | | | KT. Sari Bumi | Polaman RW II | 2020 | 20 | 0 | Tan. Sayuran | 100 M ² | P |
| | | Purwosari | KT. Subur Makmur | Dk. Kedungjangan RT 03/RW III | 2003 | 30 | 0 | Tanaman Buah | 8,92 Ha | P |
| | | | KT. Mbangun Karso | Dk. Sodong RT 001/RW II | 2003 | 50 | 2 | Padi | 89,27 Ha | L |
| | | | | | | | | Kerbau | 50 Ekor | |
| | | | | | | | | Sapi Potong | 12 Ekor | |
| | | | KT. Loh Jinawi | Dk. Gilisari RT 003 / RW I | 2003 | 61 | 3 | Padi, Palawija | 25,75 Ha | L |
| | | | KT. Sumber | Dk. | 2014 | 30 | 1 | Padi | 20,10 | U |

| | | | | | | | | | | |
|--|--|-----------|-------------------|------------------------------|------|----|----|--------------------|--------------------|---|
| | | | Rejeki | Kedungjangan RT 05/RW III | | | | | Ha | |
| | | | | | | | | Sapi Potong | 9 Ekor | |
| | | | KT. Guyub Rukun | Dk. Bentur RT 003 / RW V | 2008 | 37 | 0 | Padi | 30,5 Ha | L |
| | | | | | | | | Sapi Potong | 15 Ekor | |
| | | | KT. Ngremboko | Dk. Kaligetas RW IV | 2018 | 20 | 0 | Tanaman Buah | 15 Ha | P |
| | | Tambangan | KT. Sidorejo | Dk. Sidorejo RT 03/RW III | 1986 | 20 | 2 | Padi, Tanaman Hias | 16 Ha | L |
| | | | | | | | | Kambing | 20 Ekor | |
| | | | KT. Ayam Tenang | Dk. Duwet RT 03/RW II | 2007 | 37 | 1 | Padi | 34 Ha | L |
| | | | | | | | | Sapi Potong | 19 Ekor | |
| | | | KWT. Subur Makmur | Dk. Genuk RT 01/RW II | 2019 | 15 | 10 | Tan. Sayuran, Toga | 500 M ² | P |
| | | | KT. Ngudi Makmur | RW I | 2020 | 37 | 0 | Padi, Jagung | 15 Ha | P |
| | | | | | | | | Sapi | 15 Ekor | |
| | | Wonolopo | KT. Mekar | Jl. Krajan Utara RT 01/RW IV | 1983 | 60 | 25 | Padi | 15,0 Ha | M |

| | | | | | | | | | | |
|--|--|-------------|------------------------|------------------------------------|------|-----|-----|--------------------|---------------------|---|
| | | | KT. Taruna Tani | Rejosari RT 02 / RW III | 1983 | 40 | 22 | Padi | 12 Ha | L |
| | | | | | | | | Sapi | 15 Ekor | |
| | | | KT. Rejosari Lohjinawi | Jl. Rejosari I No. 1 RT 03/ RW III | 2019 | 25 | 0 | Padi, Tan. Sayuran | 5 Ha | P |
| | | | KT. Kampoeng Flora | Jl. Sumber Sari III RT 03/RW X | 2020 | 21 | 2 | Tan. Hias | 1000 M ² | L |
| | | | KWT. Kampoeng Flora | Jl. Sumber Sari II RT 03 RW X | 2020 | 30 | 30 | Urban Farming | 300 M ² | P |
| | | Mijen | KT. Sido Luhur | Mijen RT 01/RW I | 1986 | 20 | 0 | Padi | 11 Ha | L |
| | | | KT. Sidodadi | Duduhan RT 02/RW V | 1992 | 15 | 0 | Padi, Tan. Buah | 10 Ha | P |
| | | | KT. Sido Makmur | Dk. Tlogo RT 03/RW V | 1987 | 20 | 2 | Padi | 5 Ha | P |
| | | Jatibarang | KT. Ngudi Mulyo | Dk. Tlogo RT 05/RW IV | 2003 | 40 | - | Sapi Potong | 40 Ekor | L |
| | | | KT. Sido Mulyo | Dk. Kaligetas RT 05/RW IV | 1986 | 23 | 0 | Padi | 20 Ha | L |
| | | | KWT. Dewi Sri | Jatibarang RT 01/RW II | 2011 | 175 | 175 | Cabe | 0,1 Ha | P |
| | | Kedung pane | KWT. Asri 52 | Dk. Jamalsari RT 05/RW V | 2014 | 25 | 25 | Tan. Sayuran/O bat | 400 M ² | P |
| | | | KT. Ngudi Subur | Kedungpane RT 02/RW V | 2005 | 20 | 0 | Tanaman Buah | 16,6 Ha | P |
| | | | KT. Tirto Jati Makmur | Dk. Dawung RT 05/RW II | 2012 | 30 | 5 | Jagung | 40 Ha | L |

| | | | | | | | | | | |
|--|--|--------------|--------------------|---------------------------|------|-----|----|--------------------|-----------|---|
| | | | | | | | | Sapi Potong | 25 Ekor | |
| | | | KT. Mekar Makmur | Dk. Bampakerep RT III/IV | 2018 | 100 | 0 | Sapi Potong | 600 Ekor | P |
| | | Ngadirgo | KT. Sido Rahayu | Dk. Panji RT 01/RW I | 2010 | 15 | 0 | Padi, Pisan g | 12,3 Ha | L |
| | | | KT. Maju Makmur | Dk. Ngadirgo RT 02/RW VII | 2010 | 20 | 0 | Padi, Tanaman Buah | 10 Ha | L |
| | | | | | | | | Kambing | 25 Ekor | |
| | | | KT. Mugi Waras | RT 002/ RW IX Kuripan | 2014 | 20 | 0 | Kambing | 30 Ekor | L |
| | | | KT. Dewi Sri | Dk. Pesantren RW II | 2015 | 25 | 1 | Padi | 10 Ha | L |
| | | | KWT. Sri Rahayu | Ngadirgo RT 01/RW II | 2015 | 25 | 25 | Tanaman Sayuran | 0,2 Ha | L |
| | | | KT. Bebek Makmur | Ngadirgo RT 004/ RW IX | 2019 | 23 | 1 | Itik | 1000 Ekor | L |
| | | Wono plumbon | KT. Sido Subur I | Wonoplumbon RT 08/RW I | 2004 | 20 | 0 | Jagung | 20,9 Ha | L |
| | | | KT. Sido Subur II | Dk. Sopen | 2009 | 18 | 0 | Jagung, Durian | 9,4 Ha | L |
| | | | KT. Sido Subur III | Dk. Sopen | 2009 | 17 | 0 | Jagung | 19 Ha | L |
| | | | KT. Sido Subur IV | Dk. Sopen | 2009 | 20 | 0 | Jagung | 7 Ha | L |
| | | | KT. Sri Rejeki | Wonoplumbon RT 05 RW | 2021 | 20 | 0 | Jagung | 20 Ha | P |

| | | | | | | | | | | |
|----|----------|-----------|----------------------------|-------------------------------|------|----|----|--------------------------|---------|---|
| | | | | IV | | | | | | |
| | | Jatisari | KT. Jatisari Makmur | Dk. Jatisari RW II | 2003 | 25 | 5 | Jagung | 12 Ha | P |
| | | | KT. Lestarinda | Sumber Mulyo RT 03/RW I | 2006 | 15 | 5 | Bibit Buah | 0,2 Ha | L |
| | | | KT. Jati Makmur | Dk. Jatisari RW IV | 2003 | 25 | 0 | Padi | 6,0 Ha | P |
| | | Pesantren | KT. Sido Subur | Jl. Raya Wonorejo RT 002/RW I | 2020 | 23 | 4 | Padi, Jagung | 10 Ha | P |
| XV | Ngaliyan | Gondoriyo | KT. Margo Asih Salam Kerep | Dk. Salam Kerep | 2008 | 20 | 5 | Tanaman Obat | 7 Ha | L |
| | | | | | | | | Kambing | 27 Ekor | |
| | | | KT. Margo Asih I | Dk. Karangjoho | 2008 | 25 | 10 | Jamur, Hortik | 10 Ha | L |
| | | | KT. Margo Asih II | Dk. Karangjoho | 2008 | 25 | 8 | Olahan Pangan | 6 Ha | L |
| | | Podorejo | KT. Sido Makmur 1 | Dk. Padaan RT 04/RW IV | 2006 | 50 | 0 | Padi, Palawija, Lada | 50 Ha | M |
| | | | | | | | | Kambing | 40 Ekor | |
| | | | KT. Sido Makmur 2 | Dk. Grujugan | 2006 | 30 | 16 | Padi | 10 Ha | L |
| | | | KT. Sejahtera | Dk. Kaliancar RT 02/RW II | 2012 | 25 | 0 | Padi, Tanaman Keras/Obat | 16 Ha | L |
| | | | KT. Tani Makmur | Dk. Grujugan | 2015 | 13 | 0 | Cabe | 2,50 Ha | L |
| | | | KT. Pingin Maju | RT 02/RW X | 2018 | 13 | 0 | Kambing | 15 Ekor | P |

| | | | | | | | | | | |
|--|--|--------------|-----------------------------|---------------------------|------|----|----|----------------------|--------------------|---|
| | | | | | | | | Sapi Potong | 14 Ekor | |
| | | | KT. Sumber Tani | Dk. Jambon | 2020 | 30 | 0 | Padi | 10 Ha | P |
| | | Beringin | KWT. Bringin Indah | Perum Bringin Indah | 2016 | 28 | 28 | Tanaman Hias, Hortik | 800 M ² | P |
| | | | KWT. Merdeka Selatan | Perum Pandana Merdeka | 2021 | 20 | 20 | Tanaman Hortik | 1 Ha | P |
| | | Purwoyoso | KT. Gunung Kendil | Purwoyoso | 2020 | 34 | 25 | Tanaman Obat, Hortik | 0,25 Ha | P |
| | | | KT. Purwokeling BPI | Jl. Perum BPI | 2020 | 20 | 0 | Pertanian Perkotaan | 200 M ² | P |
| | | Kalipancur | KT. Tunas Teratai | Dk. Kalipancur | 2017 | 25 | 25 | Tan. Sayuran, Toga | 100 M ² | P |
| | | Bamban kerep | KT. Tegal Sari | Bambankere p RT 04/RW III | 2011 | 34 | 2 | Sapi Potong | 40 Ekor | P |
| | | | KWT. Mardi Mulyo | Bambankere p RT 01/RW III | 2012 | 28 | 28 | Tanaman Sayuran | 0,1 Ha | P |
| | | | KT. Kembang Kerep Lohjinawi | Bambankere p | 2019 | 20 | 0 | Urban Farming | 200 M ² | P |
| | | Ngaliyan | KT. Agro Pesona | Jl. Karonsih Selatan | 2010 | 11 | 2 | Tanaman Hias, Hortik | 0,4 Ha | P |
| | | | KT. Kedungpane Asri | Dk. Kedungpane | 2017 | 12 | 3 | Tanaman Hias | 450 M ² | P |

| | | | | | | | | | | |
|--|--|-----------|-----------------------|-------------------------------------|------|----|----|--------------------------|------------------------|---|
| | | Tambakaji | KWT. Segar I | Tambak Aji RT 03/RW IV | 2007 | 19 | 19 | Tanaman Hias | 0,02 Ha | P |
| | | | KT. Bina Makmur | Jl. Tugu Lapangan RT 09/RW I | 2014 | 7 | 0 | Kambing | 30 Ekor | P |
| | | | KT. Mandiri Jaya | Kp. Puncak Sari RT 08/RW XIII | 2017 | 5 | 0 | Sapi Potong | 8 Ekor | P |
| | | | KT. Mulya Lestari | Kapri Raya | 2019 | 25 | 0 | Tanaman Sayuran | 1000 M ² | P |
| | | Wonosari | KT. Plumbon Makmur | Dk.Plumbon | 2009 | 25 | 0 | Padi | 25 Ha | M |
| | | | KT. Veronika | Dk. Puncak Sari | 2010 | 5 | 0 | Anggrek | 0,4 Ha | P |
| | | | KT. Wana Makmur | Dk. Dondong | 2018 | 25 | 0 | Tan. Sayuran, Buah | 0,05 Ha | P |
| | | | KT. Wono Makmur | RW II | 2020 | 26 | - | Jagung, Kacang Ijo | 7 Ha | P |
| | | Wates | KT. Rejo Makmur I | Dk.Wates RW III | 2009 | 20 | 6 | Padi, Palawija | 2,4 Ha | P |
| | | | KT. Rejo Makmur II | Dk. Wates | 2009 | 20 | 6 | Padi, Palawija | 37 Ha | P |
| | | | KT. Sumber Raharjo | Dk.Wates RW II | 2011 | 35 | 0 | Padi, Tanaman Buah | 7,7 Ha | P |
| | | | KT. Rejo Tani | Dk.Wates | 2012 | 20 | 0 | Padi | 4,7 Ha | P |
| | | | KT. Maju Jaya | Dk.Wates | 2012 | 10 | 0 | Padi, Lumbung | 0,35 Ha | P |

| | | | | | | | | | | |
|-----|------|----------|------------------------------|----------------------------|------|----|----|--|---------|---|
| | | | | | | | | Pangan (Toko Tani) | | |
| | | | KWT. Mekar Jaya | Dk. Wates | 2012 | 12 | 9 | Tanaman Sayuran | 0,25 Ha | P |
| | | | | | | | | Olahan Pangan | | |
| | | | KT. Air Bening | Dk. Wates | 2012 | 10 | 3 | Sapi Perah, Biogas, Yoghurt | 35 Ekor | L |
| | | | KT. Srendeng Indah | Dk. Wates | 2013 | 25 | 0 | Tanaman Obat, Tan. Jati, Pepaya | 9,7 Ha | P |
| | | | KT. Tuk Songo | Dk. Wates | 2015 | 30 | 2 | Padi, Palawija, Tan. Buah | 6,0 Ha | P |
| | | | KT. Sawah Klombroh | Dk. Wates | 2016 | 25 | 0 | Padi, Palawija | 12,0 Ha | L |
| | | | KT. Pemuda Milenial Wates | Dk. Wates | 2021 | 20 | 0 | Tan. Hortik, Peng olahan Hasil Pasca Panen | 1 Ha | P |
| XVI | Tugu | Jerakah | KT. Mawar Indah | Jl. Stasiun | 2007 | 19 | 14 | Tan. Hias, Tan. Sayuran | 0,2 Ha | M |
| | | | KT. Sumber Rejeki | Jl. Stasiun RT 06/RW II | 2007 | 19 | 1 | Tan. Sayuran | 0,3 Ha | L |
| | | Tugurejo | KT. Rejo Makmur Abadi | Dk. Tugurejo RT 02/RW I | 2008 | 32 | 2 | Padi | 5,0 Ha | L |

| | | | | | | | | | | |
|--|--|----------------|-----------------------------|-------------------------------------|------|----|----|----------------------|--------------------|---|
| | | | KT. Subur Makmur | Jl. Tapak RT 02/RW IV | 2000 | 56 | 2 | Padi | 25 Ha | M |
| | | | KWT. Sumber Hasil | Dk. Tugurejo RT 06/RW I | 2016 | 30 | 27 | Tan. Sayuran, Toga | 0,5 Ha | L |
| | | | KT. Raja Sapi Perkasa | Jl. Tapak RT 06/RW III Dk. Tugurejo | 2017 | 20 | 1 | Sapi | 40 Ekor | L |
| | | | | | | | | Kambing | 30 Ekor | |
| | | Karang anyar | KT. Karya Sejahtera Bersama | Dk. Karanganyar | 2017 | 18 | - | Padi | 15,0 Ha | P |
| | | | KT. Wijaya Kusuma | Dk. Karanganyar | 2017 | 13 | 9 | Tan. Sayuran, Toga | 150 M ² | P |
| | | Randugarut | KT. Dadi Mulyo | Dk. Randu Garut RT 03/RW II | 2008 | 32 | 2 | Padi, Jagung | 50,0 Ha | L |
| | | | KT. Mekar Sejahtera | RW II Randugarut | 2021 | 20 | 18 | Tanaman Hortikultura | 0,2 Ha | P |
| | | Mangkang Wetan | KT. Margo Utomo | Jl Lap. Kalisasak RT04/RWIII | 1996 | 50 | 5 | Padi | 40,0 Ha | M |
| | | | KT. Rukun Tani | Kauman RT 01/ RW III | 2011 | 40 | 5 | Padi | 51,0 Ha | L |
| | | | KT. Lumbang Makmur | Jl. Laut RT05/RW V | 2012 | 30 | 3 | Padi | 40,0 Ha | L |
| | | Mangkang Kulon | KT. Sido Makmur | Jl. Irigasi RT 01/ RW II | 1994 | 42 | 2 | Padi | 85,0 Ha | L |
| | | | KWT. Melati | RT 02/RW III | 2017 | 17 | 17 | Tan. | 0,5 Ha | P |

| | | | | | | | | | | |
|--|--|-----------------|-------------------------|--|------|----|----|--------------------------|---------|---|
| | | | | | | | | Sayuran, Toga | | |
| | | | KWT. Asy-Syiffa | Dk. Mangkang Kulon Krajan III RT 01/ RW II | 2019 | 12 | 12 | Tan. Sayuran, Buah | 0,5 Ha | L |
| | | Mangun harjo | KT. Rejo Makmur | Dk. Krajan II RT 05/RW IV | 2015 | 37 | 6 | Padi | 90,0 Ha | M |
| | | | KT. Sumber Rejeki | Jalan Laut RT 02/RW III | 2010 | 43 | 7 | Padi | 55,0 Ha | P |
| | | | KWT. Langgeng Makmur | Jl. Karanggaya m RT 08/RW II | 2020 | 26 | 23 | Tan. Sayuran, Buah | 0,02 Ha | P |

UPTD
Kebun Dinas

BAB
Chapter
10



Tabel 276. Tanaman UPTD Kebun Dinas Tahun 2019 - 2021

| No | Lokasi Kebun | Luas Lahan (Ha) | Jenis Tanaman | Jumlah Tanaman (btg) | | |
|---------------|---|-----------------|-------------------------------|---|------------|---------------|
| | | | | 2019 | 2020 | 2021 |
| 1 | Kebun Purwosari A Kel. Purwosari Kec. Mijen | 2,08 Ha | Durian | 103 | 103 | 105 |
| | | | Kelengkeng | 59 | 58 | 81 |
| | | | Jambu kristal | 290 | 290 | 257 |
| | | | Sirsat madu | 17 | 17 | 17 |
| | | | Jambu citra | 2 | 2 | 3 |
| | | | Mangga | 2 | 2 | 3 |
| | | | Jeruk | 186 | 186 | 117 |
| | | | 2 | Kebun Purwosari B Kel. Purwosari Kec. Mijen | 1,49 Ha | Durian |
| Sukun | 17 | 17 | 17 | | | |
| Jambu kristal | 248 | 248 | 174 | | | |
| Petai | 2 | 2 | 2 | | | |
| Sirsat | 4 | 4 | 6 | | | |
| Jambu citra | 89 | 89 | 94 | | | |
| Jambu jamaika | 27 | 27 | 29 | | | |
| Jeruk | 228 | 228 | 101 | | | |
| 3 | Kebun Purwosari C Kel. Purwosari Mijen | 0,8 Ha | Kelengkeng | 112 | 108 | 99 |
| | | | Jambu kristal | 150 | 150 | 113 |
| 4 | Kebun Purwosari D Kel. Purwosari Kec. Mijen | 1,06 Ha | Durian | 3 | 3 | 3 |
| | | | Jeruk buah | 155 | 151 | 120 |
| | | | Jeruk pecel | - | - | - |
| | | | Jambu kristal | 103 | 101 | 50 |
| | | | Sayur Hidroponik | - | - | 3.648 nettpot |
| | | | Tanaman buah dalam greenhouse | - | - | 384 drip |
| 5 | Kebun Bubakan I, Kel. Bubakan Kec. Mijen | 1 Ha | Kelengkeng | 91 | 44 | 47 |
| | | | Jambu kristal | 441 | 37 | 404 |
| | | | Durian | 4 | - | 4 |
| | | | Sirkaya | 7 | - | 7 |
| | | | Grand Anona | - | - | - |
| | | | Sirsak | 19 | - | 19 |
| 6 | Kebun Bubakan II | 1 Ha | Alpukat Mini | | 300 | 300 |
| | Kel. Bubakan | | Mangga | 2 | 2 | 2 |
| | Kec. Mijen | | Kelengkeng | - | - | 44 |
| | | | Jambu Kristal | - | - | 37 |

Lanjutan Tabel 276

| | | | | | | |
|----------|--|-----------|---------------------|-----|-----|-----|
| 7 | Wates Kel. Wates Kec. Ngaliyan | 5,5 Ha | Kelengkeng | 297 | 293 | 365 |
| | | | Jambu kristal | 613 | 613 | 783 |
| | | | Sirkaya | - | - | - |
| | | | Sirsat madu | - | - | 87 |
| | | | Kelengkeng | - | - | - |
| | | | Jeruk | - | - | 49 |
| | | | Jambu Air | - | - | 19 |
| | | | Jambu Biji | - | - | 35 |
| | | | Rambutan | - | - | 15 |
| | | | Mangga | - | - | 24 |
| | | | Alpukat | - | - | 7 |
| | | | Nangka | - | - | 2 |
| | | | Durian | - | - | 3 |
| | | | Sawo | - | - | 2 |
| 8 | Gunungpati Kel. Gunungpati | 1,2 Ha | Durian | 11 | 10 | 10 |
| | | | Kelengkeng | 82 | 82 | 82 |
| | | | Jambu kristal | 109 | 109 | 123 |
| | | | Sirsat madu | 29 | 29 | 14 |
| | | | Grand Anona | - | - | - |
| | | | Jambu merah | 18 | 18 | 15 |
| | | | Mamesapote | 3 | 3 | 3 |
| | | | Jambu Air | 5 | 5 | 5 |
| | | | Plum | 1 | 1 | 1 |
| | | | Jeruk Nipis | 4 | 4 | 3 |
| | | | Nangka | 1 | 1 | 1 |
| | | | Srikaya | 4 | 4 | 4 |
| | | | Belimbing | 6 | 6 | 6 |
| | | | Mangga | 12 | 12 | 11 |
| | | | Jamaika | 2 | 2 | 2 |
| | | | Sawo | 1 | 1 | - |
| | | | Alpukat | 3 | 3 | 3 |
| Rambutan | 5 | 5 | 5 | | | |
| 9 | Plalangan Kel. Plalangan Kec. Gunungpati | 10 Ha | Durian | 111 | 111 | 151 |
| | | | Jeruk Siam | 110 | 110 | 110 |
| | | | Jeruk Pameloh Merah | 134 | 132 | 132 |
| | | | Jeruk Pameloh | 49 | 49 | 49 |

Lanjutan dari Tabel 276.....

| | | | | | | |
|----|--|-----------|------------------|-----|-----|-----|
| | | | Jambu Kristal | 195 | 178 | 193 |
| | | | Cengkeh | 5 | 4 | 4 |
| | | | Kakao | 200 | 198 | 198 |
| | | | Kelengkeng | - | - | 10 |
| | | | Kristalin | - | - | 5 |
| | | | Alpukat | - | - | 5 |
| 10 | Cepoko Kel. Cepoko Kec. Gunungpati | 2,7 Ha | Kelengkeng | 238 | 231 | 248 |
| | | | Jambu kristal | 416 | 416 | 413 |
| | | | Sirsat madu | 118 | 114 | 85 |
| | | | Durian | 37 | 37 | 44 |
| | | | Jambu air | 18 | 21 | 27 |
| | | | Mangga | 28 | 28 | 31 |
| | | | Nangka | 6 | 6 | 9 |
| | | | Rambutan | 6 | 6 | 7 |
| | | | Srikaya | 16 | 16 | 5 |
| | | | Belimbing | 3 | 3 | 3 |
| | | | Jambu Merah | - | 34 | 27 |
| | | | Jambu Citra | - | 1 | 0 |
| | | | Jambu Jamaika | - | 1 | 0 |
| | | | Alpukat | - | 19 | 27 |
| | | | Delima | - | 2 | 0 |
| | | | Jeruk | - | 6 | 0 |
| | | | Jeruk Pamelon | - | 2 | 0 |
| | | | Plum | - | 2 | 2 |
| | | | Jeruk purut | - | - | 10 |
| | | | Jeruk Lemon | - | - | 5 |
| 11 | Cepoko B Kel. Cepoko Kec. Gunungpati | 0,5 Ha | Mangga | - | - | 36 |
| | | | Jambu Air | - | - | 24 |
| | | | Jambu Merah | - | - | 40 |
| | | | Jambu Kristal | - | - | 15 |
| | | | Sirsak | - | - | 8 |
| | | | Rambutan | - | - | 1 |
| | | | Jeruk Lemon | - | - | 50 |
| 12 | Nongkosawit Kel. Nongkosawit Kec. Gunungpati | 1,5 Ha | Kelengkeng | 110 | 110 | 113 |
| | | | Jambu kristal | 19 | 19 | 12 |
| | | | Grand Anona | 4 | 4 | - |

Lanjutan Tabel 276

| | | | | | | |
|----|--|---------|---|------|------|------|
| | | | Sirsak | - | - | 19 |
| | | | Jambu Merah | - | - | 50 |
| | | | Durian | - | - | 1 |
| 13 | Mangunsari Kelurahan Mangunsari Kecamatan Gunungpati | 0,8 Ha | Rambutan | - | - | 10 |
| 14 | Kramas Kel. Pedalangan Kec. Banyumanik | 2 Ha | Kelengkeng | 97 | 36 | 66 |
| | | | Jambu kristal | 221 | 172 | 175 |
| | | | Sirkaya | - | - | - |
| | | | Durian | - | - | - |
| | | | Rambutan | 7 | 7 | 5 |
| | | | Sirsat madu | 26 | 24 | 20 |
| 15 | Tambangan Kel. Tambangan Kec. Mijen | 1,5 Ha | Indukan anggrek dendrobium (2011) | 8 | - | - |
| | | | Indukan anggrek bulan (2011) | 27 | - | - |
| | | | Indukan anggrek dendrobium (2012) | 29 | - | - |
| | | | Indukan anggrek bulan (2012) | 17 | - | - |
| | | | Anggrek dendrobium pot (2011) | 1723 | 1489 | 1400 |
| | | | Anggrek remaja pot | 341 | 192 | 150 |
| | | | Anggrek dendrobium pot (2012) | 748 | 633 | 574 |
| | | | Jambu citra | 18 | 18 | 22 |
| | | | Anggrek bulan | 289 | 23 | 9 |
| | | | Anggrek dendrobium | 512 | 288 | 96 |
| | | | Penangkaran Anggrek Dendrobium Split | 358 | 274 | 331 |

Lanjutan Tabel 276

| | | | | | | |
|----|---|--------|------------------------------------|--------|--------|---------|
| | | | Anggrek Dendrobium Kecil | 528 | 238 | 209 |
| | | | Indukan anggrek dendrobium | - | - | 23 |
| | | | Indukan anggrek Phaleonopsis | - | - | 37 |
| | | | Indukan anggrek Vanda | - | - | 6 |
| | | | Indukan anggrek Cattleya | - | - | 4 |
| | | | Indukan anggrek Gramatophyl um | - | - | 3 |
| | | | Padi | 0.8 ha | 0.8 ha | 0.8 ha |
| 16 | Cangkiran, Kel Cangkiran Kec Mijen | 1,2 Ha | Padi | 1,2 ha | 1.2 ha | 1,2 ha |
| 17 | UFC (Urban Farming Corner) Kel. Mugassari Kec. Semarang Selatan | 500 m2 | Tabulampot Jambu Kristal | | | 3 |
| | | | Tabulampot Belimbing Madu | | | 1 |
| | | | Tabulampot Cherry Barbados | | | 1 |
| | | | Tabulampot Jambu Citra | | | 1 |
| | | | Tabulampot Jambu Delima | | | 1 |
| | | | Tabulampot Jeruk Nagami | | | 1 |
| | | | Tabulampot Jeruk Nipis | | | 1 |
| | | | Tabulampot Kelengkeng Aroma Durian | | | 1 |
| | | | Padi | | | 24 |
| | | | Hidroponik Sayur | | | nettpot |
| | | | Hidroponik | | | 2 set |

Tabel 277. Tanaman Lahan Ex-Jsdf Dinas Pertanian Tahun 2019 - 2021

| No | Lokasi Kebun | Luas Lahan (Ha) | Jenis Tanaman | Jumlah Tanaman (btg) | | |
|----|--|-----------------|---------------|----------------------|------|------|
| | | | | 2019 | 2020 | 2021 |
| 1 | Kebun Gunungpati I Kelurahan Gunungpati Kecamatan Gunungpati | 5,02 Ha | Durian | | | 270 |
| | | | Jambu Air | | | 500 |
| | | | Jambu Biji | | | 100 |
| | | | Petai | | | 5 |
| | | | Sirsak | | | 30 |
| | | | Alpukat | | | 5 |
| 2 | Kebun Gunungpati II Kelurahan Gunungpati Kecamatan Gunungpati | 5,81 Ha | Durian | | | 145 |
| | | | Jambu Air | | | 141 |
| | | | Kelengkeng | | | 197 |
| | | | Rambutan | | | 35 |
| | | | Mangga | | | 27 |
| | | | Jambu Biji | | | 107 |
| | | | Sirsak | | | 45 |
| | | | Petai | | | 18 |
| | | | Nangka | | | 57 |
| | | | Alpukat | | | 8 |
| | | | Jeruk | | | 33 |
| | | | Kelapa | | | 1 |
| | | | Sukun | | | 7 |
| 3 | Kebun Gunungpati III Kelurahan Gunungpati Kecamatan Gunungpati | 2,68 Ha | Durian | | | 120 |
| | | | Jambu Air | | | 121 |
| | | | Kelengkeng | | | 130 |
| | | | Rambutan | | | 7 |
| | | | Mangga | | | 3 |
| | | | Jambu Biji | | | 72 |
| | | | Sirsak | | | 67 |
| | | | Petai | | | 17 |
| | | | Nangka | | | 20 |
| | | | Alpukat | | | 41 |
| 4 | Kebun Cepoko Mulyo, Kelurahan Cepoko, | 4,45 Ha | Durian | | | 100 |
| | | | Jambu Kristal | | | 200 |

Lanjutan Tabel 277.....

| | | | | | | |
|---|---|------------|--|--|--|--|
| | Kecamatan Gunungpati | | Kelengkeng Jambu Air Nangka Mahoni Sengon Sirsat Alpukat | | | 50 10 20 50 5 20 10 |
| 5 | Kebun Teger Kelurahan Mangunsari Kecamatan Gunungpati | 2,41 Ha | Durian Kelengkeng Jeruk Petai Alpukat Jambu Air Mahoni | | | 50 30 200 5 15 15 30 |
| 6 | Kebun Teger I Kelurahan Mangunsari Kecamatan Gunungpati | 3,19 Ha | Durian Jambu Kelengkeng Jeruk Mangga Jambu Alpukat | | | 50 13 10 300 20 12 8 |
| 7 | Kebun Teger II Kelurahan Mangunsari Kecamatan Gunungpati | 3,33 Ha | Durian Kelengkeng Alpukat Rambutan Jambu Kelapa | | | 50 20 12 20 20 12 |
| 8 | Kebun Teger III Kelurahan Mangunsari Kecamatan Gunungpati | 1,9 Ha | Durian Kelengkeng Jeruk Mahoni | | | 90 10 300 50 |

Lanjutan Tabel 277.....

| | | | | | | |
|----|---|------------|--|--|--|---|
| 9 | Kebun Ngudi Boga I Kelurahan Ngijo Kecamatan Gunungpati | 2,14 Ha | Jeruk Mahoni | | | 300 25 |
| 10 | Kebun Ngudi Boga II Kelurahan Ngijo Kecamatan Gunungpati | 2,17 Ha | Durian Jeruk Jambu Air | | | 150 300 75 |
| 11 | Kebun Mitra Makmur Kelurahan Pakintelan Kecamatan Gunungpati | 1,17 Ha | Mahoni Nangka Alpukat Durian Jambu Petai Jeruk | | | 200 30 50 40 25 10 75 |
| 12 | Kebun Siprau Kelurahan Kalisegoro Kecamatan Gunungpati | 4,06 Ha | | | | |
| 13 | Kebun Sumber Rejeki Kelurahan Nongkosawit Kecamatan Gunungpati | 4,36 Ha | | | | |
| 14 | Kebun Usaha Mulya Kelurahan Rowosari Kecamatan Tembalang | 5,44 Ha | | | | |

BerAKHLAK

Berorientasi Pelayanan Akuntabel Kompeten
Harmonis Loyal Adaptif Kolaboratif

bangga
melayani
bangsa

DATA

MENCERDASKAN BANGSA

— *Enlighten The Nation* —